

The OpenXR™ 1.1.36 Specification (with all KHR extensions)

The Khronos® OpenXR Working Group

Version 1.1.36: from git ref release-1.1.36

Table of Contents

Preamble	1
1. Introduction	3
1.1. What is OpenXR?	3
1.2. The Programmer's View of OpenXR	3
1.3. The Implementor's View of OpenXR	3
1.4. Our View of OpenXR	4
1.5. Filing Bug Reports	4
1.6. Document Conventions	4
2. Fundamentals	6
2.1. API Version Numbers and Semantics	6
2.2. String Encoding	8
2.3. Threading Behavior	8
2.4. Multiprocessing Behavior	9
2.5. Runtime	9
2.6. Extensions	9
2.7. API Layers	10
2.8. Type Aliasing	12
2.9. Valid Usage	13
2.10. Return Codes	17
2.11. Handles	24
2.12. Object Handle Types	24
2.13. Buffer Size Parameters	25
2.14. Time	28
2.15. Duration	29
2.16. Prediction Time Limits	29
2.17. Colors	30
2.18. Coordinate System	31
2.19. Common Data Types	34
2.20. Angles	40
2.21. Boolean Values	41
2.22. Events	41
2.23. System resource lifetime	46
3. API Initialization	48
3.1. Exported Functions	48
3.2. Function Pointers	48
3.3. Runtime Interface Negotiation	51

3.4. API Layer Interface Negotiation	57
4. Instance	66
4.1. API Layers and Extensions	66
4.2. Instance Lifecycle	71
4.3. Instance Information	77
4.4. Platform-Specific Instance Creation	79
4.5. Instance Enumerated Type String Functions	80
5. System	83
5.1. Form Factors	83
5.2. Getting the XrSystemId	84
5.3. System Properties	87
6. Path Tree and Semantic Paths	91
6.1. Path Atom Type	91
6.2. Well-Formed Path Strings	93
6.3. Reserved Paths	97
6.4. Interaction Profile Paths	103
7. Spaces	129
7.1. Reference Spaces	130
7.2. Action Spaces	136
7.3. Space Lifecycle	137
7.4. Locating Spaces	144
8. View Configurations	159
8.1. Primary View Configurations	159
8.2. View Configuration API	161
8.3. Example View Configuration Code	168
9. Session	171
9.1. Session Lifecycle	171
9.2. Session Creation	173
9.3. Session Control	177
9.4. Session States	182
10. Rendering	187
10.1. Swapchain Image Management	187
10.2. View and Projection State	205
10.3. Frame Synchronization	210
10.4. Frame Submission	214
10.5. Frame Rate	220
10.6. Compositing	221
11. Input and Haptics	234

11.1. Action Overview	234
11.2. Action Sets	236
11.3. Creating Actions	240
11.4. Suggested Bindings	245
11.5. Current Interaction Profile	251
11.6. Reading Input Action State	255
11.7. Output Actions and Haptics	267
11.8. Input Action State Synchronization	272
11.9. Bound Sources	275
12. List of Current Extensions	282
12.1. XR_KHR_android_create_instance	283
12.2. XR_KHR_android_surface_swapchain	285
12.3. XR_KHR_android_thread_settings	288
12.4. XR_KHR_binding_modification	292
12.5. XR_KHR_composition_layer_color_scale_bias	295
12.6. XR_KHR_composition_layer_cube	298
12.7. XR_KHR_composition_layer_cylinder	301
12.8. XR_KHR_composition_layer_depth	305
12.9. XR_KHR_composition_layer_equirect	309
12.10. XR_KHR_composition_layer_equirect2	313
12.11. XR_KHR_convert_timespec_time	316
12.12. XR_KHR_D3D11_enable	319
12.13. XR_KHR_D3D12_enable	326
12.14. XR_KHR_loader_init	333
12.15. XR_KHR_loader_init_android	336
12.16. XR_KHR_opengl_enable	338
12.17. XR_KHR_opengl_es_enable	349
12.18. XR_KHR_swapchain_usage_input_attachment_bit	356
12.19. XR_KHR_visibility_mask	357
12.20. XR_KHR_vulkan_enable	363
12.21. XR_KHR_vulkan_enable2	376
12.22. XR_KHR_vulkan_swapchain_format_list	393
12.23. XR_KHR_win32_convert_performance_counter_time	395
13. List of Deprecated Extensions	400
13.1. XR_KHR_locate_spaces	401
13.2. XR_KHR_maintenance1	411
14. Core Revisions (Informative)	415
14.1. Version 1.1	415

14.2. Loader Runtime and API Layer Negotiation Version 1.0	417
14.3. Version 1.0	418
Appendix	423
Code Style Conventions	423
Application Binary Interface	423
Android Notes	432
Glossary	433
Abbreviations	435
Dedication (Informative)	436
Contributors (Informative)	438
Index	442

Preamble

Copyright (c) 2017-2024, The Khronos Group Inc.

This Specification is protected by copyright laws and contains material proprietary to Khronos. Except as described by these terms, it or any components may not be reproduced, republished, distributed, transmitted, displayed, broadcast or otherwise exploited in any manner without the express prior written permission of Khronos.

Khronos grants a conditional copyright license to use and reproduce the unmodified Specification for any purpose, without fee or royalty, EXCEPT no licenses to any patent, trademark or other intellectual property rights are granted under these terms.

Khronos makes no, and expressly disclaims any, representations or warranties, express or implied, regarding this Specification, including, without limitation: merchantability, fitness for a particular purpose, non-infringement of any intellectual property, correctness, accuracy, completeness, timeliness, and reliability. Under no circumstances will Khronos, or any of its Promoters, Contributors or Members, or their respective partners, officers, directors, employees, agents or representatives be liable for any damages, whether direct, indirect, special or consequential damages for lost revenues, lost profits, or otherwise, arising from or in connection with these materials.

This document contains extensions which are not ratified by Khronos, and as such is not a ratified Specification, though it contains text from (and is a superset of) the ratified OpenXR Specification that can be found at <https://registry.khronos.org/OpenXR/specs/1.1-khr/html/xrspec.html> (core with KHR extensions).

The Khronos Intellectual Property Rights Policy defines the terms 'Scope', 'Compliant Portion', and 'Necessary Patent Claims'.

Some parts of this Specification are purely informative and so are EXCLUDED from the Scope of this Specification. The [Document Conventions](#) section of the [Introduction](#) defines how these parts of the Specification are identified.

Where this Specification uses technical terminology, defined in the [Glossary](#) or otherwise, that refer to enabling technologies that are not expressly set forth in this Specification, those enabling technologies are EXCLUDED from the Scope of this Specification. For clarity, enabling technologies not disclosed with particularity in this Specification (e.g. semiconductor manufacturing technology, hardware architecture, processor architecture or microarchitecture, memory architecture, compiler technology, object oriented technology, basic operating system technology, compression technology, algorithms, and so on) are NOT to be considered expressly set forth; only those application program interfaces and data structures disclosed with particularity are included in the Scope of this Specification.

For purposes of the Khronos Intellectual Property Rights Policy as it relates to the definition of Necessary Patent Claims, all recommended or optional features, behaviors and functionality set forth in this Specification, if implemented, are considered to be included as Compliant Portions.

Khronos® and Vulkan® are registered trademarks, and glTF™ is a trademark of The Khronos Group Inc. OpenXR™ is a trademark owned by The Khronos Group Inc. and is registered as a trademark in China, the European Union, Japan and the United Kingdom. OpenGL® is a registered trademark and the OpenGL ES™ and OpenGL SC™ logos are trademarks of Hewlett Packard Enterprise used under license by Khronos. All other product names, trademarks, and/or company names are used solely for identification and belong to their respective owners.

Chapter 1. Introduction

This chapter is informative except for the section on [Normative Terminology](#).

This document, referred to as the "OpenXR Specification" or just the "Specification" hereafter, describes OpenXR: what it is, how it acts, and what is required to implement it. We assume that the reader has a basic understanding of computer graphics and the technologies involved in virtual and augmented reality. This means familiarity with the essentials of computer graphics algorithms and terminology, modern GPUs (Graphic Processing Units), tracking technologies, head mounted devices, and input modalities.

The canonical version of the Specification is available in the official OpenXR Registry, located at URL

<https://registry.khronos.org/OpenXR>

1.1. What is OpenXR?

OpenXR is an API (Application Programming Interface) for XR applications. XR refers to a continuum of real-and-virtual combined environments generated by computers through human-machine interaction and is inclusive of the technologies associated with virtual reality (VR), augmented reality (AR) and mixed reality (MR). OpenXR is the interface between an application and an in-process or out-of-process "XR runtime system", or just "runtime" hereafter. The runtime may handle such functionality as frame composition, peripheral management, and raw tracking information.

Optionally, a runtime may support device layer plugins which allow access to a variety of hardware across a commonly defined interface.

1.2. The Programmer's View of OpenXR

To the application programmer, OpenXR is a set of functions that interface with a runtime to perform commonly required operations such as accessing controller/peripheral state, getting current and/or predicted tracking positions, and submitting rendered frames.

A typical OpenXR program begins with a call to create an instance which establishes a connection to a runtime. Then a call is made to create a system which selects for use a physical display and a subset of input, tracking, and graphics devices. Subsequently a call is made to create buffers into which the application will render one or more views using the appropriate graphics APIs for the platform. Finally calls are made to create a session and begin the application's XR rendering loop.

1.3. The Implementor's View of OpenXR

To the runtime implementor, OpenXR is a set of functions that control the operation of the XR system and establishes the lifecycle of a XR application.

The implementor’s task is to provide a software library on the host which implements the OpenXR API, while mapping the work for each OpenXR function to the graphics hardware as appropriate for the capabilities of the device.

1.4. Our View of OpenXR

We view OpenXR as a mechanism for interacting with VR/AR/MR systems in a platform-agnostic way.

We expect this model to result in a specification that satisfies the needs of both programmers and runtime implementors. It does not, however, necessarily provide a model for implementation. A runtime implementation **must** produce results conforming to those produced by the specified methods, but **may** carry out particular procedures in ways that are more efficient than the one specified.

1.5. Filing Bug Reports

Issues with and bug reports on the OpenXR Specification and the API Registry **can** be filed in the Khronos OpenXR GitHub repository, located at URL

<https://github.com/KhronosGroup/OpenXR-Docs>

Please tag issues with appropriate labels, such as “Specification”, “Ref Pages” or “Registry”, to help us triage and assign them appropriately. Unfortunately, GitHub does not currently let users who do not have write access to the repository set GitHub labels on issues. In the meantime, they **can** be added to the title line of the issue set in brackets, e.g. “[Specification]”.

1.6. Document Conventions

The OpenXR specification is intended for use by both implementors of the API and application developers seeking to make use of the API, forming a contract between these parties. Specification text may address either party; typically the intended audience can be inferred from context, though some sections are defined to address only one of these parties. (For example, Valid Usage sections only address application developers). Any requirements, prohibitions, recommendations or options defined by normative terminology are imposed only on the audience of that text.

1.6.1. Normative Terminology

The key words **must**, **required**, **should**, **may**, and **optional** in this document, when denoted as above, are to be interpreted as described in RFC 2119:

<https://tools.ietf.org/html/rfc2119>

must

When used alone, this word, or the term **required**, means that the definition is an absolute requirement of the specification. When followed by **not** (“**must not**”), the phrase means that the

definition is an absolute prohibition of the specification.

should

When used alone, this word means that there may exist valid reasons in particular circumstances to ignore a particular item, but the full implications must be understood and carefully weighed before choosing a different course. When followed by **not** (“**should not**”), the phrase means that there may exist valid reasons in particular circumstances when the particular behavior is acceptable or even useful, but the full implications **should** be understood and the case carefully weighed before implementing any behavior described with this label.

may

This word, or the adjective **optional**, means that an item is truly optional. One vendor may choose to include the item because a particular marketplace requires it or because the vendor feels that it enhances the product while another vendor may omit the same item.

The additional terms **can** and **cannot** are to be interpreted as follows:

can

This word means that the particular behavior described is a valid choice for an application, and is never used to refer to runtime behavior.

cannot

This word means that the particular behavior described is not achievable by an application, for example, an entry point does not exist.



There is an important distinction between **cannot** and **must not**, as used in this Specification. **Cannot** means something the application literally is unable to express or accomplish through the API, while **must not** means something that the application is capable of expressing through the API, but that the consequences of doing so are undefined and potentially unrecoverable for the runtime.

Chapter 2. Fundamentals

2.1. API Version Numbers and Semantics

Multi-part version numbers are used in several places in the OpenXR API.

```
// Provided by XR_VERSION_1_0
typedef uint64_t XrVersion;
```

In each such use, the API major version number, minor version number, and patch version number are packed into a 64-bit integer, referred to as `XrVersion`, as follows:

Version Numbers

- The major version number is a 16-bit integer packed into bits 63-48.
- The minor version number is a 16-bit integer packed into bits 47-32.
- The patch version number is a 32-bit integer packed into bits 31-0.

Differences in any of the version numbers indicate a change to the API, with each part of the version number indicating a different scope of change, as follows.



Note

The rules below apply to OpenXR versions 1.0 or later. Prerelease versions of OpenXR may use different rules for versioning.

A difference in patch version numbers indicates that some usually small part of the specification or header has been modified, typically to fix a bug, and **may** have an impact on the behavior of existing functionality. Differences in the patch version number **must** affect neither full compatibility nor backwards compatibility between two versions, nor **may** it add additional interfaces to the API. Runtimes **may** use patch version number to determine whether to enable implementation changes, such as bug fixes, that impact functionality. Runtimes **should** document any changes that are tied to the patch version. Application developers **should** retest their application on all runtimes they support after compiling with a new version.

A difference in minor version numbers indicates that some amount of new functionality has been added. This will usually include new interfaces in the header, and **may** also include behavior changes and bug fixes. Functionality **may** be deprecated in a minor revision, but **must** not be removed. When a new minor version is introduced, the patch version continues where the last minor version left off, making patch versions unique inside major versions. Differences in the minor version number **should**

not affect backwards compatibility, but will affect full compatibility.

A difference in major version numbers indicates a large set of changes to the API, potentially including new functionality and header interfaces, behavioral changes, removal of deprecated features, modification or outright replacement of any feature, and is thus very likely to break compatibility. Differences in the major version number will typically require significant modification to application code in order for it to function properly.

The following table attempts to detail the changes that **may** occur versus when they **must** not be updated during an update to any of the major, minor, or patch version numbers:

Table 1. Scenarios Which May Cause a Version Change

<i>Reason</i>	<i>Major Version</i>	<i>Minor Version</i>	<i>Patch Version</i>
<i>Extensions Added/Removed*</i>	may	may	may
<i>Spec-Optional Behavior Changed*</i>	may	may	may
<i>Spec Required Behavior Changed*</i>	may	may	must not
<i>Core Interfaces Added*</i>	may	may	must not
<i>Weak Deprecation*</i>	may	may	must not
<i>Strong Deprecation*</i>	may	must not	must not
<i>Core Interfaces Changed/Removed*</i>	may	must not	must not

In the above table, the following identify the various cases in detail:

<i>Extensions Added/Removed</i>	An extension may be added or removed with a change at this patch level.
<i>Specification-Optional Behavior Changed</i>	Some optional behavior laid out in this specification has changed. Usually this will involve a change in behavior that is marked with the normative language should or may . For example, a runtime that previously did not validate a particular use case may now begin validating that use case.
<i>Specification-Required Behavior Changed</i>	A behavior of runtimes that is required by this specification may have changed. For example, a previously optional validation may now have become mandatory for runtimes.
<i>Core Interfaces Added</i>	New interfaces may have been added to this specification (and to the OpenXR header file) in revisions at this level.

Weak Deprecation

An interface **may** have been weakly deprecated at this level. This **may** happen if there is now a better way to accomplish the same thing. Applications making this call **should** behave the same as before the deprecation, but following the new path **may** be more performant, lower latency, or otherwise yield better results. It is possible that some runtimes **may** choose to give run-time warnings that the feature has been weakly deprecated and will likely be strongly deprecated or removed in the future.

Strong Deprecation

An interface **may** have been strongly deprecated at this level. This means that the interface **must** still exist (so applications that are compiled against it will still run) but it **may** now be a no-op, or it **may** be that its behavior has been significantly changed. It **may** be that this functionality is no longer necessary, or that its functionality has been subsumed by another call. This **should** not break an application, but some behavior **may** be different or unanticipated.

Interfaces Changed/Removed

An interface **may** have been changed — with different parameters or return types — at this level. An interface or feature **may** also have been removed entirely. It is almost certain that rebuilding applications will be required.

2.2. String Encoding

This API uses strings as input and output for some functions. Unless otherwise specified, all such strings are **NULL** terminated UTF-8 encoded case-sensitive character arrays.

2.3. Threading Behavior

The OpenXR API is intended to provide scalable performance when used on multiple host threads. All functions **must** support being called concurrently from multiple threads, but certain parameters, or components of parameters are defined to be externally synchronized. This means that the caller **must** guarantee that no more than one thread is using such a parameter at a given time.

More precisely, functions use simple stores to update software structures representing objects. A parameter declared as externally synchronized **may** have its software structures updated at any time during the host execution of the function. If two functions operate on the same object and at least one of the functions declares the object to be externally synchronized, then the caller **must** guarantee not only that the functions do not execute simultaneously, but also that the two functions are separated by an appropriate memory barrier if needed.

For all functions which destroy an object handle, the application **must** externally synchronize the object handle parameter and any child handles.

Externally Synchronized Parameters

- The `instance` parameter, and any child handles, in `xrDestroyInstance`
- The `session` parameter, and any child handles, in `xrDestroySession`
- The `space` parameter, and any child handles, in `xrDestroySpace`
- The `swapchain` parameter, and any child handles, in `xrDestroySwapchain`
- The `actionSet` parameter, and any child handles, in `xrDestroyActionSet`
- The `action` parameter, and any child handles, in `xrDestroyAction`

Implicit Externally Synchronized Parameters

- The `session` parameter by any other `xrWaitFrame` call in `xrWaitFrame`
- The `session` parameter by any other `xrBeginFrame` or `xrEndFrame` call in `xrBeginFrame`
- The `session` parameter by any other `xrBeginFrame` or `xrEndFrame` call in `xrEndFrame`

2.4. Multiprocessing Behavior

The OpenXR API does not explicitly recognize nor require support for multiple processes using the runtime simultaneously, nor does it prevent a runtime from providing such support.

2.5. Runtime

An OpenXR runtime is software which implements the OpenXR API. There **may** be more than one OpenXR runtime installed on a system, but only one runtime can be active at any given time.

2.6. Extensions

OpenXR is an extensible API that grows through the addition of new features. Similar to other Khronos APIs, extensions **may** expose new OpenXR functions or modify the behavior of existing OpenXR functions. Extensions are **optional**, and therefore **must** be enabled by the application before the extended functionality is made available. Because extensions are **optional**, they **may** be implemented only on a subset of runtimes, graphics platforms, or operating systems. Therefore, an application **should** first query which extensions are available before enabling.

The application queries the available list of extensions using the `xrEnumerateInstanceExtensionProperties` function. Once an application determines which extensions are supported, it **can** enable some subset of them during the call to `xrCreateInstance`.

OpenXR extensions have unique names that convey information about what functionality is provided.

The names have the following format:

Extension Name Formatting

- The prefix "XR_" to identify this as an OpenXR extension
- A string identifier for the vendor tag, which corresponds to the company or group exposing the extension. The vendor tag **must** use only uppercase letters and decimal digits. Some examples include:
 - "KHR" for Khronos extensions, supported by multiple vendors.
 - "EXT" for non-Khronos extensions supported by multiple vendors.
- An underscore "_".
- A string uniquely identifying the extension. The string is a compound of substrings which **must** use only lower case letters and decimal digits. The substrings are delimited with single underscores.

For example: [XR_KHR_composition_layer_cube](#) is an OpenXR extension created by the Khronos (KHR) OpenXR Working Group to support cube composition layers.

The public list of available extensions known and configured for inclusion in this document at the time of this specification being generated appears in the [List of Extensions](#) appendix at the end of this document.

2.7. API Layers

OpenXR is designed to be a layered API, which means that a user or application **may** insert API layers between the application and the runtime implementation. These API layers provide additional functionality by intercepting OpenXR functions from the layer above and performing different operations than would otherwise be performed without the layer. In the simplest cases, the layer simply calls the next layer down with the same arguments, but a more complex layer **may** implement API functionality that is not present in the layers or runtime below it. This mechanism is essentially an architected "function shimming" or "intercept" feature that is designed into OpenXR and meant to replace more informal methods of "hooking" API calls.

2.7.1. Examples of API Layers

Validation Layer

The layered API approach employed by OpenXR allows for potentially expensive validation of correct API usage to be implemented in a "validation" layer. Such a layer allows the application developer to develop their application with a validation layer active to ensure that the application is using the API correctly. A validation layer confirms that the application has set up object state correctly, has provided the required data for each function, ensures that required resources are available, etc. If a validation

layer detects a problem, it issues an error message that **can** be logged or captured by the application via a callback. After the developer has determined that the application is correct, they turn off a validation layer to allow the application to run in a production environment without repeatedly incurring the validation expense. (Note that some validation of correct API usage is required to be implemented by the runtime.)

API Logging Layer

Another example of an API layer is an API logging layer that simply serializes all the API calls to an output sink in a text format, including printing out argument values and structure contents.

API Trace Layer

A related API trace layer produces a trace file that contains all the information provided to the API so that the trace file can be played back by a replay program.

2.7.2. Naming API Layers

To organize API layer names and prevent collisions in the API layer name namespace, API layers **must** be named using the following convention:

```
XR_APILAYER_<VENDOR-TAG>_short_name
```

Vendors are responsible for registering a vendor tag with the OpenXR working group, and just like for implementors, they must maintain their vendor namespace.

Example of an API layer name produced by the Acme company for the "check best practices" API layer:

```
XR_APILAYER_ACME_check_best_practices
```

2.7.3. Activating API Layers

Application Activation

Applications **can** determine the API layers that are available to them by calling the [xrEnumerateApiLayerProperties](#) function to obtain a list of available API layers. Applications then **can** select the desired API layers from this list and provide them to the [xrCreateInstance](#) function when creating an instance.

System Activation

Application users or users performing roles such as system integrator or system administrator **may** configure a system to activate API layers without involvement from the applications. These platform-dependent steps **may** include the installation of API layer-related files, setting environment variables,

or other platform-specific operations. The options that are available for configuring the API layers in this manner are also dependent on the platform and/or runtime.

2.7.4. API Layer Extensions

API layers **may** implement OpenXR functions that are not supported by the underlying runtime. In order to expose these new features, the API layer **must** expose this functionality in the form of an OpenXR [extension](#). It **must** not expose new OpenXR functions without an associated extension.

For example, an OpenXR API-logging API layer might expose an API function to allow the application to turn logging on for only a portion of its execution. Since new functions **must** be exposed through an extension, the vendor has created an extension called `XR_ACME_logging_on_off` to contain these new functions. The application **should** query if the API layer supports the extension and then, only if it exists, enable both the extension and the API layer by name during `xrCreateInstance`.

To find out what extensions an API layer supports, an application **must** first verify that the API layer exists on the current system by calling `xrEnumerateApiLayerProperties`. After verifying an API layer of interest exists, the application then **should** call `xrEnumerateInstanceExtensionProperties` and provide the API layer name as the first parameter. This will return the list of extensions implemented by that API layer.

2.8. Type Aliasing

Type aliasing refers to the situation in which the actual type of an element does not match the declared type. Some C and C++ compilers assume that the actual type matches the declared type in some configurations, and **may** be so configured by default at common optimization levels. In such a compiler configured with that assumption, violating the assumption **may** produce undefined behavior. This compiler feature is typically referred to as "strict aliasing," and it **can** usually be enabled or disabled via compiler options. The OpenXR specification **does not** support strict aliasing, as there are some cases in which an application intentionally provides a struct with a type that differs from the declared type. For example, `XrFrameEndInfo::layers` is an array of type `const XrCompositionLayerBaseHeader` code: `* const`. However, each element of the array **must** be of one of the specific layer types, such as `XrCompositionLayerQuad`. Similarly, `xrEnumerateSwapchainImages` accepts an array of `XrSwapchainImageBaseHeader`, whereas the actual type passed **must** be an array of a type such as `XrSwapchainImageVulkanKHR`.

For OpenXR to work correctly, the compiler **must** support the type aliasing described here.

```
// Provided by XR_VERSION_1_0
#if !defined(XR_MAY_ALIAS)
#if defined(__clang__) || (defined(__GNUC__) && (__GNUC__ > 4))
#define XR_MAY_ALIAS __attribute__((__may_alias__))
#else
#define XR_MAY_ALIAS
#endif
#endif
```

As a convenience, some types and pointers that are known at specification time to alias values of different types have been annotated with the [XR_MAY_ALIAS](#) definition. If this macro is not defined before including OpenXR headers, and a new enough Clang or GCC compiler is used, it is defined to a compiler-specific attribute annotation to inform these compilers that those pointers **may** alias. However, there is no guarantee that all aliasing types or pointers have been correctly marked with this macro, so thorough testing is still recommended if you choose (at your own risk) to permit your compiler to perform type-based aliasing analysis.

2.9. Valid Usage

Valid usage defines a set of conditions which **must** be met in order to achieve well-defined run-time behavior in an application. These conditions depend only on API state, and the parameters or objects whose usage is constrained by the condition.

Some valid usage conditions have dependencies on runtime limits or feature availability. It is possible to validate these conditions against the API's minimum or maximum supported values for these limits and features, or some subset of other known values.

Valid usage conditions **should** apply to a function or structure where complete information about the condition would be known during execution of an application. This is such that a validation API layer or linter **can** be written directly against these statements at the point they are specified.

2.9.1. Implicit Valid Usage

Some valid usage conditions apply to all functions and structures in the API, unless explicitly denoted otherwise for a specific function or structure. These conditions are considered implicit. Implicit valid usage conditions are described in detail below.

2.9.2. Valid Usage for Object Handles

Any input XR parameter to a function that is an object handle **must** be a valid object handle, unless otherwise specified. An object handle is valid if and only if all of the following conditions hold:

Object Handle Validity Conditions

- It has been created or allocated by a previous, successful call to the API.
- It has not been destroyed by a previous call to the API.
- Its parent handle is also valid.

There are contexts in which an object handle is **optional** or otherwise unspecified. In those cases, the API uses `XR_NULL_HANDLE`, which has the integer value `0`.

2.9.3. Valid Usage for Pointers

Any parameter that is a pointer **must** be a valid pointer when the specification indicates that the runtime uses the pointer. A pointer is valid if and only if it points at memory containing values of the number and type(s) expected by the function, and all fundamental types accessed through the pointer (e.g. as elements of an array or as members of a structure) satisfy the alignment requirements of the host processor.

2.9.4. Valid Usage for Enumerated Types

Any parameter of an enumerated type **must** be a valid enumerant for that type. An enumerant is valid if and only if the enumerant is defined as part of the enumerated type in question.

2.9.5. Valid Usage for Flags

A collection of flags is represented by a bitmask using the type `XrFlags64`:

```
typedef uint64_t XrFlags64;
```

Bitmasks are passed to many functions and structures to compactly represent options and are stored in memory defined by the `XrFlags64` type. But the API does not use the `XrFlags64` type directly. Instead, a `Xr*Flags` type is used which is an alias of the `XrFlags64` type. The API also defines a set of constant bit definitions used to set the bitmasks.

Any `Xr*Flags` member or parameter used in the API **must** be a valid combination of bit flags. A valid combination is either zero or the bitwise **OR** of valid bit flags. A bit flag is valid if and only if:

Bit Flag Validity

- The bit flag is one of the constant bit definitions defined by the same `Xr*Flags` type as the `Xr*Flags` member or parameter. (Valid flag values **may** also be defined by extensions but will appear in the specification with all other valid flag values for that type.)
- The flag is allowed in the context in which it is being used. For example, in some cases, certain bit flags or combinations of bit flags are mutually exclusive.

2.9.6. Valid Usage for Structure Types

Any parameter that is a structure containing a `type` member **must** have a value of `type` which is a valid `XrStructureType` value matching the type of the structure. As a general rule, the name of this value is obtained by taking the structure name, stripping the leading `Xr`, prefixing each capital letter with an underscore, converting the entire resulting string to upper case, and prefixing it with `XR_TYPE_`.

The only exceptions to this rule are API and Operating System names which are converted in a way that produces a more readable value:

Structure Type Format Exceptions

- OpenGL ⇒ `_OPENGL`
- OpenGL ES ⇒ `_OPENGL_ES`
- EGL ⇒ `_EGL`
- D3D ⇒ `_D3D`

2.9.7. Valid Usage for Structure Pointer Chains

Any structure containing a `void* next` member **must** have a value of `next` that is either `NULL`, or points to a valid structure that also contains `type` and `next` member values. The set of structures connected by `next` pointers is referred to as a `next` chain.

In order to use a structure type defined by an extension in a `next` chain, the proper extension **must** have been previously enabled during `xrCreateInstance`. A runtime **must** ignore all unrecognized structures in a `next` chain, including those associated with an extension that has not been enabled.

Some structures for use in a chain are described in the core OpenXR specification and are mentioned in the Member Descriptions. Any structure described in this document intended for use in a chain is mentioned in a "See also" list in the implicit valid usage of the structure they chain to. Most chained structures are associated with extensions, and are described in the base OpenXR Specification under the [List of Extensions](#). Vendor-specific extensions **may** be found there as well, or **may** only be available from the vendor's website or internal document repositories.

Unless otherwise specified: Chained structs which are output structs **may** be modified by the runtime with the exception of the type and next fields. Upon return from any function, all type and next fields in the chain **must** be unmodified.

Useful Base Structures

As a convenience to runtimes and layers needing to iterate through a structure pointer chain, the OpenXR API provides the following base structures:

The [XrBaseInStructure](#) structure is defined as:

```
// Provided by XR_VERSION_1_0
typedef struct XrBaseInStructure {
    XrStructureType          type;
    const struct XrBaseInStructure* next;
} XrBaseInStructure;
```

Member Descriptions

- **type** is the [XrStructureType](#) of this structure. This base structure itself has no associated [XrStructureType](#) value.
- **next** is **NULL** or a pointer to the next structure in a structure chain.

[XrBaseInStructure](#) **can** be used to facilitate iterating through a read-only structure pointer chain.

The [XrBaseOutStructure](#) structure is defined as:

```
// Provided by XR_VERSION_1_0
typedef struct XrBaseOutStructure {
    XrStructureType          type;
    struct XrBaseOutStructure* next;
} XrBaseOutStructure;
```

Member Descriptions

- `type` is the `XrStructureType` of this structure. This base structure itself has no associated `XrStructureType` value.
- `next` is `NULL` or a pointer to the next structure in a structure chain.

`XrBaseOutStructure` can be used to facilitate iterating through a structure pointer chain that returns data back to the application.

These structures allow for some type safety and can be used by OpenXR API functions that operate on generic inputs and outputs.

Next Chain Structure Uniqueness

Applications **should** ensure that they create and insert no more than one occurrence of each type of extension structure in a given `next` chain. Other components of OpenXR (such as the OpenXR loader or an API Layer) **may** insert duplicate structures into this chain. This provides those components the ability to update a structure that appears in the `next` chain by making a modified copy of that same structure and placing the new version at the beginning of the chain. The benefit of allowing this duplication is each component is no longer required to create a copy of the entire `next` chain just to update one structure. When duplication is present, all other OpenXR components **must** process only the first instance of a structure of a given type, and then ignore all instances of a structure of that same type.

If a component makes such a structure copy, and the original structure is also used to return content, then that component **must** copy the necessary content from the copied structure and into the original version of the structure upon completion of the function prior to proceeding back up the call stack. This is to ensure that OpenXR behavior is consistent whether or not that particular OpenXR component is present and/or enabled on the system.

2.9.8. Valid Usage for Nested Structures

The above conditions also apply recursively to members of structures provided as input to a function, either as a direct argument to the function, or themselves a member of another structure.

Specifics on valid usage of each function are covered in their individual sections.

2.10. Return Codes

The core API is designed to capture most, but not all, instances of incorrect usage. As such, most functions provide return codes. Functions in the API return their status via return codes that are in one of the two categories below.

Return Code Categories

- Successful completion codes are returned when a function needs to communicate success or status information. All successful completion codes are non-negative values.
- Run time error codes are returned when a function needs to communicate a failure that could only be detected at run time. All run time error codes are negative values.

```
typedef enum XrResult {
    XR_SUCCESS = 0,
    XR_TIMEOUT_EXPIRED = 1,
    XR_SESSION_LOSS_PENDING = 3,
    XR_EVENT_UNAVAILABLE = 4,
    XR_SPACE_BOUNDS_UNAVAILABLE = 7,
    XR_SESSION_NOT_FOCUSED = 8,
    XR_FRAME_DISCARDED = 9,
    XR_ERROR_VALIDATION_FAILURE = -1,
    XR_ERROR_RUNTIME_FAILURE = -2,
    XR_ERROR_OUT_OF_MEMORY = -3,
    XR_ERROR_API_VERSION_UNSUPPORTED = -4,
    XR_ERROR_INITIALIZATION_FAILED = -6,
    XR_ERROR_FUNCTION_UNSUPPORTED = -7,
    XR_ERROR_FEATURE_UNSUPPORTED = -8,
    XR_ERROR_EXTENSION_NOT_PRESENT = -9,
    XR_ERROR_LIMIT_REACHED = -10,
    XR_ERROR_SIZE_INSUFFICIENT = -11,
    XR_ERROR_HANDLE_INVALID = -12,
    XR_ERROR_INSTANCE_LOST = -13,
    XR_ERROR_SESSION_RUNNING = -14,
    XR_ERROR_SESSION_NOT_RUNNING = -16,
    XR_ERROR_SESSION_LOST = -17,
    XR_ERROR_SYSTEM_INVALID = -18,
    XR_ERROR_PATH_INVALID = -19,
    XR_ERROR_PATH_COUNT_EXCEEDED = -20,
    XR_ERROR_PATH_FORMAT_INVALID = -21,
    XR_ERROR_PATH_UNSUPPORTED = -22,
    XR_ERROR_LAYER_INVALID = -23,
    XR_ERROR_LAYER_LIMIT_EXCEEDED = -24,
    XR_ERROR_SWAPCHAIN_RECT_INVALID = -25,
    XR_ERROR_SWAPCHAIN_FORMAT_UNSUPPORTED = -26,
    XR_ERROR_ACTION_TYPE_MISMATCH = -27,
    XR_ERROR_SESSION_NOT_READY = -28,
    XR_ERROR_SESSION_NOT_STOPPING = -29,
    XR_ERROR_TIME_INVALID = -30,
```

```

XR_ERROR_REFERENCE_SPACE_UNSUPPORTED = -31,
XR_ERROR_FILE_ACCESS_ERROR = -32,
XR_ERROR_FILE_CONTENTS_INVALID = -33,
XR_ERROR_FORM_FACTOR_UNSUPPORTED = -34,
XR_ERROR_FORM_FACTOR_UNAVAILABLE = -35,
XR_ERROR_API_LAYER_NOT_PRESENT = -36,
XR_ERROR_CALL_ORDER_INVALID = -37,
XR_ERROR_GRAPHICS_DEVICE_INVALID = -38,
XR_ERROR_POSE_INVALID = -39,
XR_ERROR_INDEX_OUT_OF_RANGE = -40,
XR_ERROR_VIEW_CONFIGURATION_TYPE_UNSUPPORTED = -41,
XR_ERROR_ENVIRONMENT_BLEND_MODE_UNSUPPORTED = -42,
XR_ERROR_NAME_DUPLICATED = -44,
XR_ERROR_NAME_INVALID = -45,
XR_ERROR_ACTIONSET_NOT_ATTACHED = -46,
XR_ERROR_ACTIONSETS_ALREADY_ATTACHED = -47,
XR_ERROR_LOCALIZED_NAME_DUPLICATED = -48,
XR_ERROR_LOCALIZED_NAME_INVALID = -49,
XR_ERROR_GRAPHICS_REQUIREMENTS_CALL_MISSING = -50,
XR_ERROR_RUNTIME_UNAVAILABLE = -51,
// Provided by XR_VERSION_1_1
XR_ERROR_EXTENSION_DEPENDENCY_NOT_ENABLED = -1000710001,
// Provided by XR_VERSION_1_1
XR_ERROR_PERMISSION_INSUFFICIENT = -1000710000,
// Provided by XR_KHR_android_thread_settings
XR_ERROR_ANDROID_THREAD_SETTINGS_ID_INVALID_KHR = -1000003000,
// Provided by XR_KHR_android_thread_settings
XR_ERROR_ANDROID_THREAD_SETTINGS_FAILURE_KHR = -1000003001,
// Provided by XR_KHR_maintenance1
XR_ERROR_EXTENSION_DEPENDENCY_NOT_ENABLED_KHR =
XR_ERROR_EXTENSION_DEPENDENCY_NOT_ENABLED,
// Provided by XR_KHR_maintenance1
XR_ERROR_PERMISSION_INSUFFICIENT_KHR = XR_ERROR_PERMISSION_INSUFFICIENT,
XR_RESULT_MAX_ENUM = 0x7FFFFFFF
} XrResult;

```

All return codes in the API are reported via [XrResult](#) return values.

The following are common suffixes shared across many of the return codes:

- **_INVALID**: The specified handle, atom, or value is formatted incorrectly, or the specified handle was never created or has been destroyed.
- **_UNSUPPORTED**: The specified handle, atom, enumerant, or value is formatted correctly but cannot be used for the lifetime of this function's parent handle.
- **_UNAVAILABLE**: The specified handle, atom, enumerant, or value is supported by the handle taken by this function, but is not usable at this moment.

Success Codes

Enum	Description
<code>XR_SUCCESS</code>	Function successfully completed.
<code>XR_TIMEOUT_EXPIRED</code>	The specified timeout time occurred before the operation could complete.
<code>XR_SESSION_LOSS_PENDING</code>	The session will be lost soon.
<code>XR_EVENT_UNAVAILABLE</code>	No event was available.
<code>XR_SPACE_BOUNDS_UNAVAILABLE</code>	The space's bounds are not known at the moment.
<code>XR_SESSION_NOT_FOCUSED</code>	The session is not in the focused state.
<code>XR_FRAME_DISCARDED</code>	A frame has been discarded from composition.

Error Codes

Enum	Description
<code>XR_ERROR_VALIDATION_FAILURE</code>	The function usage was invalid in some way.
<code>XR_ERROR_RUNTIME_FAILURE</code>	The runtime failed to handle the function in an unexpected way that is not covered by another error result.
<code>XR_ERROR_OUT_OF_MEMORY</code>	A memory allocation has failed.
<code>XR_ERROR_API_VERSION_UNSUPPORTED</code>	The runtime does not support the requested API version.
<code>XR_ERROR_INITIALIZATION_FAILED</code>	Initialization of object could not be completed.
<code>XR_ERROR_FUNCTION_UNSUPPORTED</code>	The requested function was not found or is otherwise unsupported.
<code>XR_ERROR_FEATURE_UNSUPPORTED</code>	The requested feature is not supported.
<code>XR_ERROR_EXTENSION_NOT_PRESENT</code>	A requested extension is not supported.
<code>XR_ERROR_LIMIT_REACHED</code>	The runtime supports no more of the requested resource.
<code>XR_ERROR_SIZE_INSUFFICIENT</code>	The supplied size was smaller than required.
<code>XR_ERROR_HANDLE_INVALID</code>	A supplied object handle was invalid.
<code>XR_ERROR_INSTANCE_LOST</code>	The <code>XrInstance</code> was lost or could not be found. It will need to be destroyed and optionally recreated.
<code>XR_ERROR_SESSION_RUNNING</code>	The session is already running .
<code>XR_ERROR_SESSION_NOT_RUNNING</code>	The session is not yet running .

Enum	Description
<code>XR_ERROR_SESSION_LOST</code>	The <code>XrSession</code> was lost. It will need to be destroyed and optionally recreated.
<code>XR_ERROR_SYSTEM_INVALID</code>	The provided <code>XrSystemId</code> was invalid.
<code>XR_ERROR_PATH_INVALID</code>	The provided <code>XrPath</code> was not valid.
<code>XR_ERROR_PATH_COUNT_EXCEEDED</code>	The maximum number of supported semantic paths has been reached.
<code>XR_ERROR_PATH_FORMAT_INVALID</code>	The semantic path character format is invalid.
<code>XR_ERROR_PATH_UNSUPPORTED</code>	The semantic path is unsupported.
<code>XR_ERROR_LAYER_INVALID</code>	The layer was NULL or otherwise invalid.
<code>XR_ERROR_LAYER_LIMIT_EXCEEDED</code>	The number of specified layers is greater than the supported number.
<code>XR_ERROR_SWAPCHAIN_RECT_INVALID</code>	The image rect was negatively sized or otherwise invalid.
<code>XR_ERROR_SWAPCHAIN_FORMAT_UNSUPPORTED</code>	The image format is not supported by the runtime or platform.
<code>XR_ERROR_ACTION_TYPE_MISMATCH</code>	The API used to retrieve an action's state does not match the action's type.
<code>XR_ERROR_SESSION_NOT_READY</code>	The session is not in the ready state.
<code>XR_ERROR_SESSION_NOT_STOPPING</code>	The session is not in the stopping state.
<code>XR_ERROR_TIME_INVALID</code>	The provided <code>XrTime</code> was zero, negative, or out of range.
<code>XR_ERROR_REFERENCE_SPACE_UNSUPPORTED</code>	The specified reference space is not supported by the runtime or system.
<code>XR_ERROR_FILE_ACCESS_ERROR</code>	The file could not be accessed.
<code>XR_ERROR_FILE_CONTENTS_INVALID</code>	The file's contents were invalid.
<code>XR_ERROR_FORM_FACTOR_UNSUPPORTED</code>	The specified form factor is not supported by the current runtime or platform.
<code>XR_ERROR_FORM_FACTOR_UNAVAILABLE</code>	The specified form factor is supported, but the device is currently not available, e.g. not plugged in or powered off.
<code>XR_ERROR_API_LAYER_NOT_PRESENT</code>	A requested API layer is not present or could not be loaded.
<code>XR_ERROR_CALL_ORDER_INVALID</code>	The call was made without having made a previously required call.

Enum	Description
<code>XR_ERROR_GRAPHICS_DEVICE_INVALID</code>	The given graphics device is not in a valid state. The graphics device could be lost or initialized without meeting graphics requirements.
<code>XR_ERROR_POSE_INVALID</code>	The supplied pose was invalid with respect to the requirements.
<code>XR_ERROR_INDEX_OUT_OF_RANGE</code>	The supplied index was outside the range of valid indices.
<code>XR_ERROR_VIEW_CONFIGURATION_TYPE_UNSUPPORTED</code>	The specified view configuration type is not supported by the runtime or platform.
<code>XR_ERROR_ENVIRONMENT_BLEND_MODE_UNSUPPORTED</code>	The specified environment blend mode is not supported by the runtime or platform.
<code>XR_ERROR_NAME_DUPLICATED</code>	The name provided was a duplicate of an already-existing resource.
<code>XR_ERROR_NAME_INVALID</code>	The name provided was invalid.
<code>XR_ERROR_ACTIONSET_NOT_ATTACHED</code>	A referenced action set is not attached to the session.
<code>XR_ERROR_ACTIONSETS_ALREADY_ATTACHED</code>	The session already has attached action sets.
<code>XR_ERROR_LOCALIZED_NAME_DUPLICATED</code>	The localized name provided was a duplicate of an already-existing resource.
<code>XR_ERROR_LOCALIZED_NAME_INVALID</code>	The localized name provided was invalid.
<code>XR_ERROR_GRAPHICS_REQUIREMENTS_CALL_MISSING</code>	The <code>xrGetGraphicsRequirements*</code> call was not made before calling <code>xrCreateSession</code> .
<code>XR_ERROR_RUNTIME_UNAVAILABLE</code>	The loader was unable to find or load a runtime.
<code>XR_ERROR_EXTENSION_DEPENDENCY_NOT_ENABLED</code>	One or more of the extensions being enabled has dependency on extensions that are not enabled.
<code>XR_ERROR_PERMISSION_INSUFFICIENT</code>	Insufficient permissions. This error is included for use by vendor extensions. The precise definition of <code>XR_ERROR_PERMISSION_INSUFFICIENT</code> and actions possible by the developer or user to resolve it can vary by platform, extension or function. The developer should refer to the documentation of the function that returned the error code and extension it was defined.
<code>XR_ERROR_ANDROID_THREAD_SETTINGS_ID_INVALID_KHR</code>	<code>xrSetAndroidApplicationThreadKHR</code> failed as thread id is invalid. (Added by the XR_KHR_android_thread_settings extension)

Enum	Description
<code>XR_ERROR_ANDROID_THREAD_SETTINGS_FAILURE_KHR</code>	<code>xrSetAndroidApplicationThreadKHR</code> failed setting the thread attributes/priority. (Added by the <code>XR_KHR_android_thread_settings</code> extension)

2.10.1. Convenience Macros

```
// Provided by XR_VERSION_1_0
#define XR_SUCCEEDED(result) ((result) >= 0)
```

A convenience macro that **can** be used to test if a function succeeded. Note that this evaluates to true for all success codes, including a qualified success such as `XR_FRAME_DISCARDED`.

```
// Provided by XR_VERSION_1_0
#define XR_FAILED(result) ((result) < 0)
```

A convenience macro that **can** be used to test if a function has failed in some way. It evaluates to true for all failure codes.

```
// Provided by XR_VERSION_1_0
#define XR_UNQUALIFIED_SUCCESS(result) ((result) == 0)
```

A convenience macro that can be used to test a function's failure. The `XR_UNQUALIFIED_SUCCESS` macro evaluates to true exclusively when the provided `XrResult` is equal to `XR_SUCCESS (0)`.

2.10.2. Validation

Except as noted below or in individual API specifications, valid API usage **may** be required by the runtime. Runtimes **may** choose to validate some API usage and return an appropriate error code.

Application developers **should** use validation layers to catch and eliminate errors during development. Once validated, applications **should** not enable validation layers by default.

If a function returns a run time error, unless otherwise specified any output parameters will have undefined contents, except that if the output parameter is a structure with `type` and `next` fields, those fields will be unmodified. Any output structures chained from `next` will also have undefined contents, except that the `type` and `next` will be unmodified.

Unless otherwise specified, errors do not affect existing OpenXR objects. Objects that have already been successfully created **may** still be used by the application.

[XrResult](#) code returns **may** be added to a given function in future versions of the specification. Runtimes **must** return only [XrResult](#) codes from the set documented for the given application API version.

Runtimes **must** ensure that incorrect usage by an application does not affect the integrity of the operating system, the API implementation, or other API client applications in the system, and does not allow one application to access data belonging to another application.

2.11. Handles

Objects which are allocated by the runtime on behalf of applications are represented by handles. Handles are opaque identifiers for objects whose lifetime is controlled by applications via the create and destroy functions. Example handle types include [XrInstance](#), [XrSession](#), and [XrSwapchain](#). Handles which have not been destroyed are unique for a given application process, but **may** be reused after being destroyed. Unless otherwise specified, a successful handle creation function call returns a new unique handle. Unless otherwise specified, handles are implicitly destroyed when their parent handle is destroyed. Applications **may** destroy handles explicitly before the parent handle is destroyed, and **should** do so if no longer needed, in order to conserve resources. Runtimes **may** detect [XR_NULL_HANDLE](#) and other invalid handles passed where a valid handle is required and return [XR_ERROR_HANDLE_INVALID](#). However, runtimes are not required to do so unless otherwise specified, and so use of any invalid handle **may** result in undefined behavior. When a function has an **optional** handle parameter, [XR_NULL_HANDLE](#) **must** be passed by the application if it does not pass a valid handle.

All functions that take a handle parameter **may** return [XR_ERROR_HANDLE_INVALID](#).

Handles form a hierarchy in which child handles fall under the validity and lifetime of parent handles. For example, to create an [XrSwapchain](#) handle, applications must call [xrCreateSwapchain](#) and pass an [XrSession](#) handle. Thus [XrSwapchain](#) is a child handle of [XrSession](#).

2.12. Object Handle Types

The type of an object handle used in a function is usually determined by the specification of that function, as discussed in [Valid Usage for Object Handles](#). However, some functions accept or return object handle parameters where the type of the object handle is unknown at execution time and is not specified in the description of the function itself. For these functions, the [XrObjectType](#) **may** be used to explicitly specify the type of a handle.

For example, an information-gathering or debugging mechanism implemented in a runtime extension or API layer extension **may** return a list of object handles that are generated by the mechanism's operation. The same mechanism **may** also return a parallel list of object handle types that allow the recipient of this information to easily determine the types of the handles.

In general, anywhere an object handle of more than one type can occur, the object handle type **may** be provided to indicate its type.

```
// Provided by XR_VERSION_1_0
typedef enum XrObjectType {
    XR_OBJECT_TYPE_UNKNOWN = 0,
    XR_OBJECT_TYPE_INSTANCE = 1,
    XR_OBJECT_TYPE_SESSION = 2,
    XR_OBJECT_TYPE_SWAPCHAIN = 3,
    XR_OBJECT_TYPE_SPACE = 4,
    XR_OBJECT_TYPE_ACTION_SET = 5,
    XR_OBJECT_TYPE_ACTION = 6,
    XR_OBJECT_TYPE_MAX_ENUM = 0x7FFFFFFF
} XrObjectType;
```

The [XrObjectType](#) enumeration defines values, each of which corresponds to a specific OpenXR handle type. These values **can** be used to associate debug information with a particular type of object through one or more extensions.

The following table defines [XrObjectType](#) and OpenXR Handle relationships in the core specification:

XrObjectType	OpenXR Handle Type
XR_OBJECT_TYPE_UNKNOWN	Unknown/Undefined Handle
XR_OBJECT_TYPE_INSTANCE	XrInstance
XR_OBJECT_TYPE_SESSION	XrSession
XR_OBJECT_TYPE_SWAPCHAIN	XrSwapchain
XR_OBJECT_TYPE_SPACE	XrSpace
XR_OBJECT_TYPE_ACTION_SET	XrActionSet
XR_OBJECT_TYPE_ACTION	XrAction

2.13. Buffer Size Parameters

Functions with input/output buffer parameters take on either parameter form or structure form, as in one of the following examples, with the element type being `float` in this case:

Parameter form:

```
XrResult xrFunction(uint32_t elementCapacityInput, uint32_t* elementCountOutput, float*
elements);
```

Structure form:

```
XrResult xrFunction(XrBuffer* buffer);

struct XrBuffer {
    uint32_t          elementCapacityInput;
    uint32_t          elementCountOutput;
    float*            elements;
};
```

A "two-call idiom" **should** be employed by the application, first calling `xrFunction` (with a valid `elementCountOutput` pointer if in parameter form), but passing `NULL` as `elements` and `0` as `elementCapacityInput`, to retrieve the required buffer size as number of elements (number of floats in this example). After allocating a buffer at least as large as `elementCountOutput` (in a structure) or the value pointed to by `elementCountOutput` (as parameters), a pointer to the allocated buffer **should** be passed as `elements`, along with the buffer's length in `elementCapacityInput`, to a second call to `xrFunction` to perform the retrieval of the data. If the element type of `elements` is a structure with `type` and `next` fields, the application **must** set the `type` to the correct value, and **must** set `next` to a valid value. A valid value for `next` is generally either `NULL` or another structure with related data, in which `type` and `next` are also valid, recursively. (See [Valid Usage for Structure Pointer Chains](#) for details.)

In the following discussion, "set `elementCountOutput`" should be interpreted as "set the value pointed to by `elementCountOutput`" in parameter form and "set the value of `elementCountOutput`" in struct form. These functions have the following behavior with respect to the array/buffer and its size parameters:

Buffer Size Parameter Behavior

- The `elementCapacityInput` and `elementCountOutput` arguments precede the array to which they refer, in argument order.
- `elementCapacityInput` specifies the capacity in number of elements of the buffer to be written, or `0` to indicate a request for the required buffer size.
- Independent of `elementCapacityInput` or `elements` parameters, the application **must** pass a valid pointer for `elementCountOutput` if the function uses parameter form.
- Independent of `elementCapacityInput` or `elements` parameters, the function sets `elementCountOutput`.
- The application **may** pass `0` for the `elementCapacityInput` parameter, to indicate a request for the required array size. That is, passing a capacity of `0` does not return `XR_ERROR_SIZE_INSUFFICIENT`. In this case, the following two points apply.
 - The function **must** set `elementCountOutput` to the required size in number of elements.
 - The `elements` parameter is ignored (any value passed is considered valid usage).
- If the `elementCapacityInput` is non-zero but less than required, the function **must**: set `elementCountOutput` to the required capacity, and **must** return `XR_ERROR_SIZE_INSUFFICIENT`. After the function returns, the data in the array `elements` is undefined.
- If the `elementCapacityInput` is non-zero and the function returns successfully, the function sets `elementCountOutput` to the count of the elements that have been written to `elements`.
- If the function fails for reasons unrelated to the element array capacity, the contents of the values of (or pointed to by) `elementCountOutput` and `elements` are undefined.
- For clarity, if the element array refers to a string (`element` is of type `char*`), `elementCapacityInput` and `elementCountOutput` refer to the string `strlen` plus `1` for a `NULL` terminator.

Some functions have a given `elementCapacityInput` and `elementCountOutput` associated with more than one element array (i.e. parallel arrays). In this case, the capacity/count and all its associated arrays will share a common prefix. All of the preceding general requirements continue to apply.

Some functions fill multiple element arrays of varying sizes in one call. For these functions, the `elementCapacityInput`, `elementCountOutput`, and `elements` array parameters or fields are repeated with different prefixes. In this case, all of the preceding general requirements still apply, with these additional requirements:

- If the application sets **any** `elementCapacityInput` parameter or field to `0`, the runtime **must** treat **all** `elementCapacityInput` values as if they were set to `0`.
- If all `elementCapacityInput` values are non-zero but **any** is insufficient to fit all elements of its corresponding array, the runtime **must** return `XR_ERROR_SIZE_INSUFFICIENT`. As in the case of the single array, the data in all arrays is undefined when `XR_ERROR_SIZE_INSUFFICIENT` is returned.

2.14. Time

Time is represented by a 64-bit signed integer representing nanoseconds ([XrTime](#)). The passage of time **must** be monotonic and not real-time (i.e. wall clock time). Thus the time is always increasing at a constant rate and is unaffected by clock changes, time zones, daylight savings, etc.

2.14.1. XrTime

```
typedef int64_t XrTime;
```

[XrTime](#) is a base value type that represents time as a signed 64-bit integer, representing the monotonically-increasing count of nanoseconds that have elapsed since a runtime-chosen epoch. [XrTime](#) always represents the time elapsed since that constant epoch, rather than a duration or a time point relative to some moving epoch such as vsync time, etc. Durations are instead represented by [XrDuration](#).

A single runtime **must** use the same epoch for all simultaneous applications. Time **must** be represented the same regardless of multiple processors or threads present in the system.

The period precision of time reported by the runtime is runtime-dependent, and **may** change. One nanosecond is the finest possible period precision. A runtime **may**, for example, report time progression with only microsecond-level granularity.

Time **must** not be assumed to correspond to a system clock time.

Unless specified otherwise, zero or a negative value is not a valid [XrTime](#), and related functions **must** return error `XR_ERROR_TIME_INVALID`. Applications **must** not initialize such [XrTime](#) fields to a zero value. Instead, applications **should** always assign [XrTime](#) fields to the meaningful point in time they are choosing to reason about, such as a frame's predicted display time, or an action's last change time.

The behavior of a runtime is undefined when time overflows beyond the maximum positive value that can be represented by an [XrTime](#). Runtimes **should** choose an epoch that minimizes the chance of overflow. Runtimes **should** also choose an epoch that minimizes the chance of underflow below 0 for applications performing a reasonable amount of historical pose lookback. For example, if the runtime chooses an epoch relative to its startup time, it **should** push the epoch into the past by enough time to avoid applications performing reasonable pose lookback from reaching a negative [XrTime](#) value.

An application cannot assume that the system's clock and the runtime's clock will maintain a constant relationship across frames and **should** avoid storing such an offset, as this may cause time drift. Applications **should** instead always use time interop functions to convert a relevant time point across the system's clock and the runtime's clock using extensions, for example, [XR_KHR_win32_convert_performance_counter_time](#) or [XR_KHR_convert_timespec_time](#).

2.15. Duration

Duration refers to an elapsed period of time, as opposed to an absolute timepoint.

2.15.1. XrDuration

```
typedef int64_t XrDuration;
```

The difference between two timepoints is a duration, and thus the difference between two `XrTime` values is an `XrDuration` value. `XrDuration` is a base value type that represents duration as a signed 64-bit integer, representing the signed number of nanoseconds between two timepoints.

Functions that refer to durations use `XrDuration` as opposed to `XrTime`. When an `XrDuration` is used as a timeout parameter, the constants `XR_NO_DURATION` and `XR_INFINITE_DURATION` have special meaning. A timeout with a duration that refers to the past (that is, a negative duration) **must** be interpreted as a timeout of `XR_NO_DURATION`.

The interpretation of zero and negative durations in non-timeout uses is specified along with each such use.

```
// Provided by XR_VERSION_1_0
#define XR_NO_DURATION 0
```

For the case of timeout durations, `XR_NO_DURATION` **can** be used to indicate that the timeout is immediate.

```
// Provided by XR_VERSION_1_0
#define XR_INFINITE_DURATION 0x7fffffffffffffffLL
```

`XR_INFINITE_DURATION` is a special value that **can** be used to indicate that the timeout never occurs.

2.16. Prediction Time Limits

Some functions involve prediction. For example, `xrLocateViews` accepts a display time for which to return the resulting data. Prediction times provided by applications may refer to time in the past or the future. Times in the past **may** be interpolated historical data. Runtimes have different practical limits with respect to how far forward or backward prediction times can be accurate. There is no prescribed

forward limit the application can successfully request predictions for, though predictions may become less accurate as they get farther into the future. With respect to backward prediction, the application can pass a prediction time equivalent to the timestamp of the most recently received pose plus as much as 50 milliseconds in the past to retrieve accurate historical data. Requested times predating this time window, or requested times predating the earliest received pose, **may** result in a best effort data whose accuracy reduced or unspecified.

2.17. Colors

The [XrColor3f](#) structure is defined as:

```
// Provided by XR_VERSION_1_1
typedef struct XrColor3f {
    float    r;
    float    g;
    float    b;
} XrColor3f;
```

Member Descriptions

- **r** is the red component of the color.
- **g** is the green component of the color.
- **b** is the blue component of the color.

Unless otherwise specified, colors are encoded as linear (not with sRGB nor other gamma compression) values with individual components being in the range of 0.0 through 1.0.

The [XrColor4f](#) structure is defined as:

```
// Provided by XR_VERSION_1_0
typedef struct XrColor4f {
    float    r;
    float    g;
    float    b;
    float    a;
} XrColor4f;
```

Member Descriptions

- `r` is the red component of the color.
- `g` is the green component of the color.
- `b` is the blue component of the color.
- `a` is the alpha component of the color.

Unless otherwise specified, colors are encoded as linear (not with sRGB nor other gamma compression) values with individual components being in the range of 0.0 through 1.0, and without the RGB components being premultiplied by the alpha component.

If color encoding is specified as being premultiplied by the alpha component, the RGB components are set to zero if the alpha component is zero.

2.18. Coordinate System

This API uses a Cartesian right-handed coordinate system.

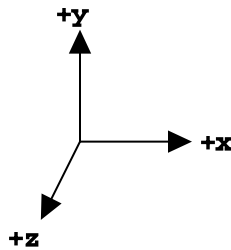


Figure 1. Right Handed Coordinate System

The conventions for mapping coordinate axes of any particular space to meaningful directions depend on and are documented with the description of the space.

The API uses 2D, 3D, and 4D floating-point vectors to describe points and directions in a space.

A two-dimensional vector is defined by the [XrVector2f](#) structure:

```
typedef struct XrVector2f {  
    float    x;  
    float    y;  
} XrVector2f;
```

Member Descriptions

- **x** is the x coordinate of the vector.
- **y** is the y coordinate of the vector.

If used to represent physical distances (rather than e.g. normalized direction) and not otherwise specified, values **must** be in meters.

A three-dimensional vector is defined by the [XrVector3f](#) structure:

```
typedef struct XrVector3f {  
    float    x;  
    float    y;  
    float    z;  
} XrVector3f;
```

Member Descriptions

- **x** is the x coordinate of the vector.
- **y** is the y coordinate of the vector.
- **z** is the z coordinate of the vector.

If used to represent physical distances (rather than e.g. velocity or angular velocity) and not otherwise specified, values **must** be in meters.

A four-dimensional or homogeneous vector is defined by the [XrVector4f](#) structure:

```
// Provided by XR_VERSION_1_0  
typedef struct XrVector4f {  
    float    x;  
    float    y;  
    float    z;  
    float    w;  
} XrVector4f;
```

Member Descriptions

- **x** is the x coordinate of the vector.
- **y** is the y coordinate of the vector.
- **z** is the z coordinate of the vector.
- **w** is the w coordinate of the vector.

If used to represent physical distances, **x**, **y**, and **z** values **must** be in meters.

Rotation is represented by a unit quaternion defined by the [XrQuaternionf](#) structure:

```
typedef struct XrQuaternionf {  
    float    x;  
    float    y;  
    float    z;  
    float    w;  
} XrQuaternionf;
```

Member Descriptions

- **x** is the x coordinate of the quaternion.
- **y** is the y coordinate of the quaternion.
- **z** is the z coordinate of the quaternion.
- **w** is the w coordinate of the quaternion.

A pose is defined by the [XrPosef](#) structure:

```
typedef struct XrPosef {  
    XrQuaternionf    orientation;  
    XrVector3f       position;  
} XrPosef;
```

Member Descriptions

- `orientation` is an `XrQuaternionf` representing the orientation within a space.
- `position` is an `XrVector3f` representing position within a space.

A construct representing a position and orientation within a space, with position expressed in meters, and orientation represented as a unit quaternion. When using `XrPosef` the rotation described by `orientation` is always applied before the translation described by `position`.

A runtime **must** return `XR_ERROR_POSE_INVALID` if the `orientation` norm deviates by more than 1% from unit length.

2.19. Common Data Types

Some OpenXR data types are used in multiple structures. Those include the `XrVector*f` family of types, the spatial types specified above, and the following categories of structures:

- offset
- extents
- rectangle
- field of view

Offsets are used to describe the direction and distance of an offset in two dimensions.

A floating-point offset is defined by the structure:

```
// Provided by XR_VERSION_1_0
typedef struct XrOffset2Df {
    float    x;
    float    y;
} XrOffset2Df;
```

Member Descriptions

- `x` is the floating-point offset in the x direction.
- `y` is the floating-point offset in the y direction.

This structure is used for component values that may be real numbers, represented with single-precision floating point. For representing offsets in discrete values, such as texels, the integer variant

[XrOffset2Di](#) is used instead.

If used to represent physical distances, values **must** be in meters.

An integer offset is defined by the structure:

```
typedef struct XrOffset2Di {  
    int32_t    x;  
    int32_t    y;  
} XrOffset2Di;
```

Member Descriptions

- **x** is the integer offset in the x direction.
- **y** is the integer offset in the y direction.

This variant is for representing discrete values such as texels. For representing physical distances, the floating-point variant [XrOffset2Df](#) is used instead.

Extents are used to describe the size of a rectangular region in two or three dimensions.

A two-dimensional floating-point extent is defined by the structure:

```
// Provided by XR_VERSION_1_0  
typedef struct XrExtent2Df {  
    float    width;  
    float    height;  
} XrExtent2Df;
```

Member Descriptions

- **width** is the floating-point width of the extent.
- **height** is the floating-point height of the extent.

This structure is used for component values that may be real numbers, represented with single-precision floating point. For representing extents in discrete values, such as texels, the integer variant [XrExtent2Di](#) is used instead.

If used to represent physical distances, values **must** be in meters.

The `width` and `height` value **must** be non-negative.

The `XrExtent3Df` structure is defined as:

```
// Provided by XR_VERSION_1_1
typedef struct XrExtent3Df {
    float    width;
    float    height;
    float    depth;
} XrExtent3Df;
```

Member Descriptions

- `width` is the floating-point width of the extent (x).
- `height` is the floating-point height of the extent (y).
- `depth` is the floating-point depth of the extent (z).

This structure is used for component values that may be real numbers, represented with single-precision floating point.

If used to represent physical distances, values **must** be in meters. The width, height, and depth values **must** be non-negative.

A two-dimensional integer extent is defined by the structure:

```
typedef struct XrExtent2Di {
    int32_t    width;
    int32_t    height;
} XrExtent2Di;
```

Member Descriptions

- `width` is the integer width of the extent.
- `height` is the integer height of the extent.

This variant is for representing discrete values such as texels. For representing physical distances, the floating-point variant [XrExtent2Df](#) is used instead.

The **width** and **height** value **must** be non-negative.

Rectangles are used to describe a specific rectangular region in two dimensions. Rectangles **must** include both an offset and an extent defined in the same units. For instance, if a rectangle is in meters, both offset and extent **must** be in meters.

A rectangle with floating-point values is defined by the structure:

```
// Provided by XR_VERSION_1_0
typedef struct XrRect2Df {
    XrOffset2Df    offset;
    XrExtent2Df   extent;
} XrRect2Df;
```

Member Descriptions

- **offset** is the [XrOffset2Df](#) specifying the rectangle offset.
- **extent** is the [XrExtent2Df](#) specifying the rectangle extent.

This structure is used for component values that may be real numbers, represented with single-precision floating point.

The **offset** is the position of the rectangle corner with minimum value coordinates. The other three corners are computed by adding the [XrExtent2Df::width](#) to the **x** offset, [XrExtent2Df::height](#) to the **y** offset, or both.

A rectangle with integer values is defined by the structure:

```
typedef struct XrRect2Di {
    XrOffset2Di    offset;
    XrExtent2Di   extent;
} XrRect2Di;
```

Member Descriptions

- **offset** is the [XrOffset2Di](#) specifying the integer rectangle offset.
- **extent** is the [XrExtent2Di](#) specifying the integer rectangle extent.

This variant is for representing discrete values such as texels. For representing physical distances, the floating-point variant [XrRect2Df](#) is used instead.

The **offset** is the position of the rectangle corner with minimum value coordinates. The other three corners are computed by adding the [XrExtent2Di::width](#) to the **x** offset, [XrExtent2Di::height](#) to the **y** offset, or both.

An [XrSpheref](#) structure describes the center and radius of a sphere bounds.

```
// Provided by XR_VERSION_1_1
typedef struct XrSpheref {
    XrPosef    center;
    float      radius;
} XrSpheref;
```

Member Descriptions

- **center** is an [XrPosef](#) representing the pose of the center of the sphere within the reference frame of the corresponding [XrSpace](#).
- **radius** is the finite non-negative radius of the sphere.

The runtime **must** return [XR_ERROR_VALIDATION_FAILURE](#) if **radius** is not a finite positive value.

An [XrBoxf](#) structure describes the pose and extents of an oriented box.

```
// Provided by XR_VERSION_1_1
typedef struct XrBoxf {
    XrPosef    center;
    XrExtent3Df extents;
} XrBoxf;
```

Member Descriptions

- **center** is an [XrPosef](#) defining the center position and orientation of the oriented bounding box bound within the reference frame of the corresponding [XrSpace](#).
- **extents** is an [XrExtent3Df](#) defining the edge-to-edge length of the box along each dimension with **center** as the center.

The runtime **must** return `XR_ERROR_VALIDATION_FAILURE` if width, height or depth values are negative.

An [XrFrustumf](#) structure describes the pose, field of view, and far distance of a frustum.

```
// Provided by XR_VERSION_1_1
typedef struct XrFrustumf {
    XrPosef    pose;
    XrFovf     fov;
    float      nearZ;
    float      farZ;
} XrFrustumf;
```

Member Descriptions

- **pose** is an [XrPosef](#) defining the position and orientation of the tip of the frustum within the reference frame of the corresponding [XrSpace](#).
- **fov** is an [XrFovf](#) for the four sides of the frustum where **angleLeft** and **angleRight** are along the X axis and **angleUp** and **angleDown** are along the Y axis of the frustum space.
- **nearZ** is the positive distance of the near plane of the frustum bound along the -Z direction of the frustum space.
- **farZ** is the positive distance of the far plane of the frustum bound along the -Z direction of the frustum space.

The runtime **must** return `XR_ERROR_VALIDATION_FAILURE` if **farZ** is less than or equal to zero.

The runtime **must** return `XR_ERROR_VALIDATION_FAILURE` if **nearZ** is less than zero.

See [XrFovf](#) for validity requirements on **fov**.

The [XrUuid](#) structure is a 128-bit Universally Unique Identifier and is defined as:

```
// Provided by XR_VERSION_1_1
typedef struct XrUuid {
    uint8_t data[XR_UUID_SIZE];
} XrUuid;
```

Member Descriptions

- `data` is a 128-bit Universally Unique Identifier.

The structure is composed of 16 octets, with the size and order of the fields defined in [RFC 4122 section 4.1.2](#).

2.20. Angles

Where a value is provided as a function parameter or as a structure member and will be interpreted as an angle, the value is defined to be in radians.

Field of view (FoV) is defined by the structure:

```
typedef struct XrFovf {
    float angleLeft;
    float angleRight;
    float angleUp;
    float angleDown;
} XrFovf;
```

Member Descriptions

- `angleLeft` is the angle of the left side of the field of view. For a symmetric field of view this value is negative.
- `angleRight` is the angle of the right side of the field of view.
- `angleUp` is the angle of the top part of the field of view.
- `angleDown` is the angle of the bottom part of the field of view. For a symmetric field of view this value is negative.

Angles to the right of the center and upwards from the center are positive, and angles to the left of the center and down from the center are negative. The total horizontal field of view is `angleRight` minus `angleLeft`, and the total vertical field of view is `angleUp` minus `angleDown`. For a symmetric FoV,

`angleRight` and `angleUp` will have positive values, `angleLeft` will be `-angleRight`, and `angleDown` will be `-angleUp`.

The angles **must** be specified in radians, and **must** be between $-\pi/2$ and $\pi/2$ exclusively.

When `angleLeft` > `angleRight`, the content of the view **must** be flipped horizontally. When `angleDown` > `angleUp`, the content of the view **must** be flipped vertically.

2.21. Boolean Values

```
typedef uint32_t XrBool32;
```

Boolean values used by OpenXR are of type `XrBool32` and are 32-bits wide as suggested by the name. The only valid values are the following:

Enumerant Descriptions

- `XR_TRUE` represents a true value.
- `XR_FALSE` represents a false value.

```
#define XR_TRUE 1
```

```
#define XR_FALSE 0
```

2.22. Events

Events are messages sent from the runtime to the application.

2.22.1. Event Polling

Events are placed in a queue within the runtime. The application **must** read from the queue with regularity. Events are read from the queue one at a time via `xrPollEvent`. Every type of event is identified by an individual structure type, with each such structure beginning with an `XrEventDataBaseHeader`.

Example 1. Proper Method for Receiving OpenXR Event Data

```
XrInstance instance; // previously initialized

// Initialize an event buffer to hold the output.
XrEventDataBuffer event = {XR_TYPE_EVENT_DATA_BUFFER};
XrResult result = xrPollEvent(instance, &event);
if (result == XR_SUCCESS) {
    switch (event.type) {
        case XR_TYPE_EVENT_DATA_SESSION_STATE_CHANGED: {
            const XrEventDataSessionStateChanged& session_state_changed_event =
                *reinterpret_cast<XrEventDataSessionStateChanged*>(&event);
            // ...
            break;
        }
        case XR_TYPE_EVENT_DATA_INSTANCE_LOSS_PENDING: {
            const XrEventDataInstanceLossPending& instance_loss_pending_event =
                *reinterpret_cast<XrEventDataInstanceLossPending*>(&event);
            // ...
            break;
        }
    }
}
```

xrPollEvent

The `xrPollEvent` function is defined as:

```
// Provided by XR_VERSION_1_0
XrResult xrPollEvent(
    XrInstance          instance,
    XrEventDataBuffer* eventData);
```

Parameter Descriptions

- `instance` is a valid `XrInstance`.
- `eventData` is a pointer to a valid `XrEventDataBuffer`.

`xrPollEvent` polls for the next event and returns an event if one is available. `xrPollEvent` returns immediately regardless of whether an event was available. The event (if present) is unilaterally

removed from the queue if a valid [XrInstance](#) is provided. On return, the `eventData` parameter is filled with the event's data and the type field is changed to the event's type. Runtimes **may** create valid `next` chains depending on enabled extensions, but they **must** guarantee that any such chains point only to objects which fit completely within the original [XrEventDataBuffer](#) pointed to by `eventData`.

The runtime **must** discard queued events which contain destroyed or otherwise invalid handles. The runtime **must** not return events containing handles that have been destroyed or are otherwise invalid at the time of the call to [xrPollEvent](#).

Valid Usage (Implicit)

- `instance` **must** be a valid [XrInstance](#) handle
- `eventData` **must** be a pointer to an [XrEventDataBuffer](#) structure

Return Codes

Success

- `XR_SUCCESS`
- `XR_EVENT_UNAVAILABLE`

Failure

- `XR_ERROR_VALIDATION_FAILURE`
- `XR_ERROR_RUNTIME_FAILURE`
- `XR_ERROR_HANDLE_INVALID`
- `XR_ERROR_INSTANCE_LOST`

Table 2. Event Descriptions

Event	Description
XrEventDataEventsLost	event queue has overflowed and some events were lost
XrEventDataInstanceLossPending	application is about to lose the instance
XrEventDataInteractionProfileChanged	current interaction profile for one or more top level user paths has changed
XrEventDataReferenceSpaceChangePending	runtime will begin operating with updated definitions or bounds for a reference space
XrEventDataSessionStateChanged	the application's session has changed lifecycle state

The `XrEventDataBaseHeader` structure is defined as:

```
// Provided by XR_VERSION_1_0
typedef struct XrEventDataBaseHeader {
    XrStructureType    type;
    const void*       next;
} XrEventDataBaseHeader;
```

Parameter Descriptions

- `type` is the `XrStructureType` of this structure. This base structure itself has no associated `XrStructureType` value.
- `next` is `NULL` or a pointer to the next structure in a structure chain. No such structures are defined in core OpenXR.

The `XrEventDataBaseHeader` is a generic structure used to identify the common event data elements.

Upon receipt, the `XrEventDataBaseHeader` pointer **should** be type-cast to a pointer of the appropriate event data type based on the `type` parameter.

Valid Usage (Implicit)

- `type` **must** be one of the following `XrStructureType` values: `XR_TYPE_EVENT_DATA_EVENTS_LOST`, `XR_TYPE_EVENT_DATA_INSTANCE_LOSS_PENDING`, `XR_TYPE_EVENT_DATA_INTERACTION_PROFILE_CHANGED`, `XR_TYPE_EVENT_DATA_REFERENCE_SPACE_CHANGE_PENDING`, `XR_TYPE_EVENT_DATA_SESSION_STATE_CHANGED`, `XR_TYPE_EVENT_DATA_VISIBILITY_MASK_CHANGED_KHR`
- `next` **must** be `NULL` or a valid pointer to the [next structure in a structure chain](#)

```
typedef struct XrEventDataBuffer {
    XrStructureType    type;
    const void*       next;
    uint8_t           varying[4000];
} XrEventDataBuffer;
```

Parameter Descriptions

- `type` is the `XrStructureType` of this structure.
- `next` is `NULL` or a pointer to the next structure in a structure chain. No such structures are defined in core OpenXR.
- `varying` is a fixed sized output buffer big enough to hold returned data elements for all specified event data types.

The `XrEventDataBuffer` is a structure passed to `xrPollEvent` large enough to contain any returned event data element. The maximum size is specified by `XR_MAX_EVENT_DATA_SIZE`.

An application **can** set (or reset) only the `type` member and clear the `next` member of an `XrEventDataBuffer` before passing it as an input to `xrPollEvent`. The runtime **must** ignore the contents of the `varying` field and overwrite it without reading it.

A pointer to an `XrEventDataBuffer` **may** be type-cast to an `XrEventDataBaseHeader` pointer, or a pointer to any other appropriate event data based on the `type` parameter.

Valid Usage (Implicit)

- `type` **must** be `XR_TYPE_EVENT_DATA_BUFFER`
- `next` **must** be `NULL` or a valid pointer to the `next structure in a structure chain`

```
// Provided by XR_VERSION_1_0
#define XR_MAX_EVENT_DATA_SIZE sizeof(XrEventDataBuffer)
```

`XR_MAX_EVENT_DATA_SIZE` is the size of `XrEventDataBuffer`, including the size of the `XrEventDataBuffer::type` and `XrEventDataBuffer::next` members.

XrEventDataEventsLost

The `XrEventDataEventsLost` structure is defined as:

```
// Provided by XR_VERSION_1_0
typedef struct XrEventDataEventsLost {
    XrStructureType    type;
    const void*        next;
    uint32_t           lostEventCount;
} XrEventDataEventsLost;
```

Member Descriptions

- `type` is the [XrStructureType](#) of this structure.
- `next` is `NULL` or a pointer to the next structure in a structure chain. No such structures are defined in core OpenXR.
- `lostEventCount` is the number of events which have overflowed since the last call to [xrPollEvent](#).

Receiving the [XrEventDataEventsLost](#) event structure indicates that the event queue overflowed and some events were removed at the position within the queue at which this event was found.

Valid Usage (Implicit)

- `type` **must** be `XR_TYPE_EVENT_DATA_EVENTS_LOST`
- `next` **must** be `NULL` or a valid pointer to the [next structure in a structure chain](#)

Other event structures are defined in later chapters in the context where their definition is most relevant.

2.23. System resource lifetime

The creator of an underlying system resource is responsible for ensuring the resource's lifetime matches the lifetime of the associated OpenXR handle.

Resources passed as inputs from the application to the runtime when creating an OpenXR handle **should** not be freed while that handle is valid. A runtime **must** not free resources passed as inputs or decrease their reference counts (if applicable) from the initial value. For example, the graphics device handle (or pointer) passed in to [xrCreateSession](#) in [XrGraphicsBinding*](#) structure **should** be kept alive when the corresponding [XrSession](#) handle is valid, and **should** be freed by the application after the [XrSession](#) handle is destroyed.

Resources created by the runtime should not be freed by the application, and the application **should** maintain the same reference count (if applicable) at the destruction of the OpenXR handle as it had at its creation. For example, the [ID3D*Texture2D](#) objects in the [XrSwapchainImageD3D*](#) are created by the

runtime and associated with the lifetime of the [XrSwapchain](#) handle. The application **should** not keep additional reference counts on any [ID3D*Texture2D](#) objects past the lifetime of the [XrSwapchain](#) handle, or make extra reference count decrease after destroying the [XrSwapchain](#) handle.

Chapter 3. API Initialization

Before using an OpenXR runtime, an application **must** initialize it by creating an [XrInstance](#) object. The following functions are useful for gathering information about the API layers and extensions installed on the system and creating the instance.

Instance Creation Functions

- [xrEnumerateApiLayerProperties](#)
- [xrEnumerateInstanceExtensionProperties](#)
- [xrCreateInstance](#)

[xrEnumerateApiLayerProperties](#) and [xrEnumerateInstanceExtensionProperties](#) **can** be called before calling [xrCreateInstance](#).

3.1. Exported Functions

A dynamically linked library (.dll or .so) that implements the API loader **must** export all core OpenXR API functions. However, the application **can** gain access to extension functions by obtaining pointers to these functions through the use of [xrGetInstanceProcAddr](#).

3.2. Function Pointers

Function pointers for all OpenXR functions **can** be obtained with the function [xrGetInstanceProcAddr](#).

```
// Provided by XR_VERSION_1_0
XrResult xrGetInstanceProcAddr(
    XrInstance          instance,
    const char*         name,
    PFN_xrVoidFunction* function);
```

Parameter Descriptions

- **instance** is the instance that the function pointer will be compatible with, or **NULL** for functions not dependent on any instance.
- **name** is the name of the function to obtain.
- **function** is the address of the function pointer to get.

`xrGetInstanceProcAddr` itself is obtained in a platform- and loader- specific manner. Typically, the loader library will export this function as a function symbol, so applications **can** link against the loader library, or load it dynamically and look up the symbol using platform-specific APIs. Loaders **must** export function symbols for all core OpenXR functions. Because of this, applications that use only the core OpenXR functions have no need to use `xrGetInstanceProcAddr`.

Because an application **can** call `xrGetInstanceProcAddr` before creating an instance, `xrGetInstanceProcAddr` returns a valid function pointer when the `instance` parameter is `XR_NULL_HANDLE` and the `name` parameter is one of the following strings:

No Instance Required

- `xrEnumerateInstanceExtensionProperties`
- `xrEnumerateApiLayerProperties`
- `xrCreateInstance`

`xrGetInstanceProcAddr` **must** return `XR_ERROR_HANDLE_INVALID` if `name` is not one of the above strings and `instance` is `XR_NULL_HANDLE`. `xrGetInstanceProcAddr` **may** return `XR_ERROR_HANDLE_INVALID` if `name` is not one of the above strings and `instance` is invalid but not `XR_NULL_HANDLE`.

`xrGetInstanceProcAddr` **must** return `XR_ERROR_FUNCTION_UNSUPPORTED` if `instance` is a valid instance and the string specified in `name` is not the name of an OpenXR core or enabled extension function.

If `name` is the name of an extension function, then the result returned by `xrGetInstanceProcAddr` will depend upon how the `instance` was created. If `instance` was created with the related extension’s name appearing in the `XrInstanceCreateInfo::enabledExtensionNames` array, then `xrGetInstanceProcAddr` returns a valid function pointer. If the related extension’s name did not appear in the `XrInstanceCreateInfo::enabledExtensionNames` array during the creation of `instance`, then `xrGetInstanceProcAddr` returns `XR_ERROR_FUNCTION_UNSUPPORTED`. Because of this, function pointers returned by `xrGetInstanceProcAddr` using one `XrInstance` may not be valid when used with objects related to a different `XrInstance`.

The returned function pointer is of type `PFN_xrVoidFunction`, and must be cast to the type of the function being queried.

The table below defines the various use cases for `xrGetInstanceProcAddr` and return value (“fp” is “function pointer”) for each case.

Table 3. `xrGetInstanceProcAddr` behavior

<code>instance</code> parameter	<code>name</code> parameter	return value
*	<code>NULL</code>	undefined
invalid instance	*	undefined

instance parameter	name parameter	return value
NULL	xrEnumerateInstanceExtensionProperties	fp
NULL	xrEnumerateApiLayerProperties	fp
NULL	xrCreateInstance	fp
NULL	* (any name not covered above)	NULL
instance	core OpenXR function	fp ¹
instance	enabled extension function for instance	fp ¹
instance	* (any name not covered above)	NULL

1
 The returned function pointer **must** only be called with a handle (the first parameter) that is `instance` or a child of `instance`.

Valid Usage (Implicit)

- If `instance` is not `XR_NULL_HANDLE`, `instance` **must** be a valid `XrInstance` handle
- `name` **must** be a null-terminated UTF-8 string
- `function` **must** be a pointer to a `PFN_xrVoidFunction` value

Return Codes

Success

- `XR_SUCCESS`

Failure

- `XR_ERROR_FUNCTION_UNSUPPORTED`
- `XR_ERROR_VALIDATION_FAILURE`
- `XR_ERROR_RUNTIME_FAILURE`
- `XR_ERROR_HANDLE_INVALID`
- `XR_ERROR_INSTANCE_LOST`
- `XR_ERROR_OUT_OF_MEMORY`

```
typedef void (XRAPI_PTR *PFN_xrVoidFunction)(void);
```

Parameter Descriptions

- no parameters.

[PFN_xrVoidFunction](#) is a generic function pointer type returned by queries, specifically those to [xrGetInstanceProcAddr](#).

```
typedef XrResult (XRAPI_PTR *PFN_xrGetInstanceProcAddr)(XrInstance instance, const char* name, PFN_xrVoidFunction* function);
```

[PFN_xrGetInstanceProcAddr](#) is a function pointer type for [xrGetInstanceProcAddr](#).

```
typedef struct XrApiLayerCreateInfo XrApiLayerCreateInfo;  
typedef XrResult (XRAPI_PTR *PFN_xrCreateApiLayerInstance)(  
    const XrInstanceCreateInfo* info,  
    const XrApiLayerCreateInfo* apiLayerInfo,  
    XrInstance* instance);
```

[PFN_xrCreateApiLayerInstance](#) is a function pointer type for [xrCreateApiLayerInstance](#).

Note: This function pointer type is only used by an OpenXR loader library, and never by an application.

3.3. Runtime Interface Negotiation

In order to negotiate the runtime interface version with the loader, the runtime **must** implement the [xrNegotiateLoaderRuntimeInterface](#) function.

Note



The API described in this section is solely intended for use between an OpenXR loader and a runtime (and/or an API layer, where noted). Applications use the appropriate loader library for their platform to load the active runtime and configured API layers, rather than making these calls directly. This section is included in the specification to ensure consistency between runtimes in their interactions with the loader.

Be advised that as this is not application-facing API, some of the typical OpenXR API conventions are not followed in this section.

The `xrNegotiateLoaderRuntimeInterface` function is defined as:

```
// Provided by XR_LOADER_VERSION_1_0
XrResult xrNegotiateLoaderRuntimeInterface(
    const XrNegotiateLoaderInfo*      loaderInfo,
    XrNegotiateRuntimeRequest*       runtimeRequest);
```

Parameter Descriptions

- `loaderInfo` **must** be a pointer to a valid `XrNegotiateLoaderInfo` structure.
- `runtimeRequest` **must** be a valid pointer to an `XrNegotiateRuntimeRequest` structure, with minimal initialization, as subsequently described, to be fully populated by the called runtime.

`xrNegotiateLoaderRuntimeInterface` **should** be directly exported by a runtime so that using e.g. `GetProcAddress` on Windows or `dlsym` on POSIX platforms returns a valid function pointer to it.

The runtime **must** return `XR_ERROR_INITIALIZATION_FAILED` if any of the following conditions on `loaderInfo` are true:

- `XrNegotiateLoaderInfo::structType` is not `XR_LOADER_INTERFACE_STRUCT_LOADER_INFO`
- `XrNegotiateLoaderInfo::structVersion` is not `XR_LOADER_INFO_STRUCT_VERSION`
- `XrNegotiateLoaderInfo::structSize` is not `sizeof(XrNegotiateLoaderInfo)`

The runtime **must** also return `XR_ERROR_INITIALIZATION_FAILED` if any of the following conditions on `runtimeRequest` are true:

- `XrNegotiateRuntimeRequest::structType` is not `XR_LOADER_INTERFACE_STRUCT_RUNTIME_REQUEST`
- `XrNegotiateRuntimeRequest::structVersion` is not `XR_RUNTIME_INFO_STRUCT_VERSION`
- `XrNegotiateRuntimeRequest::structSize` is not `sizeof(XrNegotiateRuntimeRequest)`

The runtime **must** determine if it supports the loader's request. The runtime does not support the loader's request if either of the following is true:

- the runtime does not support the interface versions supported by the loader as specified by the parameters `XrNegotiateLoaderInfo::minInterfaceVersion` and `XrNegotiateLoaderInfo::maxInterfaceVersion`
- the runtime does not support the API versions supported by the loader as specified by the parameters `XrNegotiateLoaderInfo::minApiVersion` and `XrNegotiateLoaderInfo::maxApiVersion`.

The runtime **must** return `XR_ERROR_INITIALIZATION_FAILED` if it does not support the loader's request.

If the function succeeds, the runtime **must** set the `XrNegotiateRuntimeRequest::runtimeInterfaceVersion` with the runtime interface version it desires to support. The `XrNegotiateRuntimeRequest::runtimeInterfaceVersion` set **must** be between `XrNegotiateLoaderInfo::minInterfaceVersion` and `XrNegotiateLoaderInfo::maxInterfaceVersion`.

If the function succeeds, the runtime **must** set the `XrNegotiateRuntimeRequest::runtimeApiVersion` with the API version of OpenXR it will execute under. The `XrNegotiateRuntimeRequest::runtimeApiVersion` set **must** be between `XrNegotiateLoaderInfo::minApiVersion` and `XrNegotiateLoaderInfo::maxApiVersion`.

If the function succeeds, the runtime **must** set the `XrNegotiateRuntimeRequest::getInstanceProcAddr` with a valid function pointer for the loader to use to query function pointers to the remaining OpenXR functions supported by the runtime.

If the function succeeds, the runtime **must** return `XR_SUCCESS`.

Valid Usage (Implicit)

- The `XR_LOADER_VERSION_1_0` extension **must** be enabled prior to calling `xrNegotiateLoaderRuntimeInterface`
- `loaderInfo` **must** be a pointer to a valid `XrNegotiateLoaderInfo` structure
- `runtimeRequest` **must** be a pointer to an `XrNegotiateRuntimeRequest` structure

Return Codes

Success

- `XR_SUCCESS`

Failure

- `XR_ERROR_INITIALIZATION_FAILED`

The `XrNegotiateLoaderInfo` structure is used to pass information about the loader to a runtime or an API layer.

The [XrNegotiateLoaderInfo](#) structure is defined as:

```
typedef struct XrNegotiateLoaderInfo {
    XrLoaderInterfaceStructs    structType;
    uint32_t                    structVersion;
    size_t                      structSize;
    uint32_t                    minInterfaceVersion;
    uint32_t                    maxInterfaceVersion;
    XrVersion                   minApiVersion;
    XrVersion                   maxApiVersion;
} XrNegotiateLoaderInfo;
```

Member Descriptions

- `structType` **must** be [XR_LOADER_INTERFACE_STRUCT_LOADER_INFO](#).
- `structVersion` **must** be a valid version of the structure. The value [XR_LOADER_INFO_STRUCT_VERSION](#) describes the current latest version of this structure.
- `structSize` **must** be the size in bytes of the current version of the structure (i.e. `sizeof(XrNegotiateLoaderInfo)`).
- `minInterfaceVersion` is the minimum runtime or API layer interface version supported by the loader.
- `maxInterfaceVersion` is the maximum valid version of the runtime or API layer interface version supported by the loader, currently defined using [XR_CURRENT_LOADER_RUNTIME_VERSION](#) or [XR_CURRENT_LOADER_API_LAYER_VERSION](#).
- `minApiVersion` is the minimum supported version of the OpenXR API by the loader as formatted by [XR_MAKE_VERSION](#). Patch is ignored.
- `maxApiVersion` is the maximum supported version of the OpenXR API by the loader as formatted by [XR_MAKE_VERSION](#). Patch is ignored.

This structure is an input from the loader to the runtime in an [xrNegotiateLoaderRuntimeInterface](#) call, as well as from the loader to an API layer in an [xrNegotiateLoaderApiLayerInterface](#) call.

Valid Usage (Implicit)

- The [XR_LOADER_VERSION_1_0](#) extension **must** be enabled prior to using [XrNegotiateLoaderInfo](#)
- `structType` **must** be a valid [XrLoaderInterfaceStructs](#) value

The [XrLoaderInterfaceStructs](#) enumeration is defined as:

```
typedef enum XrLoaderInterfaceStructs {
    XR_LOADER_INTERFACE_STRUCT_UNINITIALIZED = 0,
    XR_LOADER_INTERFACE_STRUCT_LOADER_INFO = 1,
    XR_LOADER_INTERFACE_STRUCT_API_LAYER_REQUEST = 2,
    XR_LOADER_INTERFACE_STRUCT_RUNTIME_REQUEST = 3,
    XR_LOADER_INTERFACE_STRUCT_API_LAYER_CREATE_INFO = 4,
    XR_LOADER_INTERFACE_STRUCT_API_LAYER_NEXT_INFO = 5,
    XR_LOADER_INTERFACE_STRUCTS_MAX_ENUM = 0x7FFFFFFF
} XrLoaderInterfaceStructs;
```

This enumeration serves a similar purpose in the runtime and API layer interface negotiation (loader) API as [XrStructureType](#) serves in the application-facing API.

```
// Provided by XR_LOADER_VERSION_1_0
#define XR_LOADER_INFO_STRUCT_VERSION 1
```

[XR_LOADER_INFO_STRUCT_VERSION](#) is the current version of the [XrNegotiateLoaderInfo](#) structure. It is used to populate the [XrNegotiateLoaderInfo::structVersion](#) field.

```
// Provided by XR_LOADER_VERSION_1_0
#define XR_CURRENT_LOADER_RUNTIME_VERSION 1
```

[XR_CURRENT_LOADER_RUNTIME_VERSION](#) is the current version of the overall OpenXR Loader Runtime interface. It is used to populate maximum and minimum interface version fields in [XrNegotiateLoaderInfo](#) when loading a runtime.

```
// Provided by XR_LOADER_VERSION_1_0
#define XR_CURRENT_LOADER_API_LAYER_VERSION 1
```

[XR_CURRENT_LOADER_API_LAYER_VERSION](#) is the current version of the overall OpenXR Loader API Layer interface. It is used to populate maximum and minimum interface version fields in [XrNegotiateLoaderInfo](#) when loading an API layer.

The [XrNegotiateRuntimeRequest](#) structure is used to pass information about the runtime back to the loader.

The `XrNegotiateRuntimeRequest` structure is defined as:

```
typedef struct XrNegotiateRuntimeRequest {
    XrLoaderInterfaceStructs    structType;
    uint32_t                    structVersion;
    size_t                      structSize;
    uint32_t                    runtimeInterfaceVersion;
    XrVersion                   runtimeApiVersion;
    PFN_xrGetInstanceProcAddr   getInstanceProcAddr;
} XrNegotiateRuntimeRequest;
```

Member Descriptions

- `structType` **must** be `XR_LOADER_INTERFACE_STRUCT_RUNTIME_REQUEST`.
- `structVersion` **must** be a valid version of the structure. The value `XR_RUNTIME_INFO_STRUCT_VERSION` is used to describe the current version of this structure.
- `structSize` **must** be the size in bytes of the current version of the structure (i.e. `sizeof(XrNegotiateRuntimeRequest)`)
- `runtimeInterfaceVersion` is the version of the runtime interface version being requested by the runtime. Must: not be outside of the bounds of the `XrNegotiateLoaderInfo::minInterfaceVersion` and `XrNegotiateLoaderInfo::maxInterfaceVersion` values (inclusive).
- `runtimeApiVersion` is the version of the OpenXR API supported by this runtime as formatted by `XR_MAKE_VERSION`. Patch is ignored.
- `getInstanceProcAddr` is a pointer to the runtime's `xrGetInstanceProcAddr` implementation that will be used by the loader to populate a dispatch table of OpenXR functions supported by the runtime.

This is an output structure from runtime negotiation. The loader **must** populate `structType`, `structVersion`, and `structSize` to ensure correct interpretation by the runtime, while the runtime populates the rest of the fields in a successful call to `xrNegotiateLoaderRuntimeInterface`.

Valid Usage (Implicit)

- The `XR_LOADER_VERSION_1_0` extension **must** be enabled prior to using `XrNegotiateRuntimeRequest`
- `structType` **must** be a valid `XrLoaderInterfaceStructs` value
- `getInstanceProcAddr` **must** be a valid `PFN_xrGetInstanceProcAddr` value

```
// Provided by XR_LOADER_VERSION_1_0
#define XR_RUNTIME_INFO_STRUCT_VERSION 1
```

`XR_RUNTIME_INFO_STRUCT_VERSION` is the current version of the `XrNegotiateRuntimeRequest` structure. It is used to populate the `XrNegotiateRuntimeRequest::structVersion` field.

3.4. API Layer Interface Negotiation

In order to negotiate the API layer interface version with the loader, an OpenXR API layer **must** implement the `xrNegotiateLoaderApiLayerInterface` function.

Note



The API described in this section is solely intended for use between an OpenXR loader and an API layer. Applications use the appropriate loader library for their platform to load the active runtime and configured API layers, rather than making these calls directly. This section is included in the specification to ensure consistency between runtimes in their interactions with the loader.

Be advised that as this is not application-facing API, some of the typical OpenXR API conventions are not followed in this section.

The `xrNegotiateLoaderApiLayerInterface` function is defined as:

```
// Provided by XR_LOADER_VERSION_1_0
XrResult xrNegotiateLoaderApiLayerInterface(
    const XrNegotiateLoaderInfo*   loaderInfo,
    const char*                    layerName,
    XrNegotiateApiLayerRequest*   apiLayerRequest);
```

Parameter Descriptions

- `loaderInfo` **must** be a pointer to a valid `XrNegotiateLoaderInfo` structure.
- `layerName` **must** be NULL or a valid C-style NULL-terminated string listing the name of an API layer which the loader is attempting to negotiate with.
- `apiLayerRequest` **must** be a valid pointer to an `XrNegotiateApiLayerRequest` structure, with minimal initialization, as subsequently described, to be fully populated by the called API layer.

`xrNegotiateLoaderApiLayerInterface` **should** be directly exported by an API layer so that using e.g. `GetProcAddress` on Windows or `dlsym` on POSIX platforms returns a valid function pointer to it.

The API layer **must** return `XR_ERROR_INITIALIZATION_FAILED` if any of the following conditions on `loaderInfo` are true:

- `XrNegotiateLoaderInfo::structType` is not `XR_LOADER_INTERFACE_STRUCT_LOADER_INFO`
- `XrNegotiateLoaderInfo::structVersion` is not `XR_LOADER_INFO_STRUCT_VERSION`
- `XrNegotiateLoaderInfo::structSize` is not `sizeof(XrNegotiateLoaderInfo)`

The API layer **must** also return `XR_ERROR_INITIALIZATION_FAILED` if any of the following conditions on `apiLayerRequest` are true:

- `XrNegotiateApiLayerRequest::structType` is not `XR_LOADER_INTERFACE_STRUCT_API_LAYER_REQUEST`
- `XrNegotiateApiLayerRequest::structVersion` is not `XR_API_LAYER_INFO_STRUCT_VERSION`
- `XrNegotiateApiLayerRequest::structSize` is not `sizeof(XrNegotiateApiLayerRequest)`

The API layer **must** determine if it supports the loader's request. The API layer does not support the loader's request if either of the following is true:

- the API layer does not support the interface versions supported by the loader as specified by the parameters `XrNegotiateLoaderInfo::minInterfaceVersion` and `XrNegotiateLoaderInfo::maxInterfaceVersion`
- the API layer does not support the API versions supported by the loader as specified by the parameters `XrNegotiateLoaderInfo::minApiVersion` and `XrNegotiateLoaderInfo::maxApiVersion`.

The API layer **must** return `XR_ERROR_INITIALIZATION_FAILED` if it does not support the loader's request.

If the function succeeds, the API layer **must** set the `XrNegotiateApiLayerRequest::layerInterfaceVersion` with the API layer interface version it desires to support. The `XrNegotiateApiLayerRequest::layerInterfaceVersion` set **must** be between `XrNegotiateLoaderInfo::minInterfaceVersion` and `XrNegotiateLoaderInfo::maxInterfaceVersion`.

If the function succeeds, the API layer **must** set the `XrNegotiateApiLayerRequest::layerApiVersion` with

the API version of OpenXR it will execute under. The `XrNegotiateApiLayerRequest::layerApiVersion` set **must** be between `XrNegotiateLoaderInfo::minApiVersion` and `XrNegotiateLoaderInfo::maxApiVersion`.

If the function succeeds, the API layer **must** set the `XrNegotiateApiLayerRequest::getInstanceProcAddr` with a valid function pointer for the loader to use to query function pointers to the remaining OpenXR functions supported by the API layer.

If the function succeeds, the API layer **must** set the `XrNegotiateApiLayerRequest::createApiLayerInstance` with a valid function pointer to an implementation of `xrCreateApiLayerInstance` for the loader to use to create the instance through the API layer call chain.

If the function succeeds, the API layer **must** return `XR_SUCCESS`.

The API layer **must** not call into another API layer from its implementation of the `xrNegotiateLoaderApiLayerInterface` function. The loader **must** handle all API layer negotiations with each API layer individually.

Valid Usage (Implicit)

- The `XR_LOADER_VERSION_1_0` extension **must** be enabled prior to calling `xrNegotiateLoaderApiLayerInterface`
- `loaderInfo` **must** be a pointer to a valid `XrNegotiateLoaderInfo` structure
- `layerName` **must** be a null-terminated UTF-8 string
- `apiLayerRequest` **must** be a pointer to an `XrNegotiateApiLayerRequest` structure

Return Codes

Success

- `XR_SUCCESS`

Failure

- `XR_ERROR_INITIALIZATION_FAILED`

The `XrNegotiateApiLayerRequest` structure is used to pass information about the API layer back to the loader.

The `XrNegotiateApiLayerRequest` structure is defined as:


```

typedef struct XrNegotiateApiLayerRequest {
    XrLoaderInterfaceStructs    structType;
    uint32_t                    structVersion;
    size_t                      structSize;
    uint32_t                    layerInterfaceVersion;
    XrVersion                   layerApiVersion;
    PFN_xrGetInstanceProcAddr  getInstanceProcAddr;
    PFN_xrCreateApiLayerInstance createApiLayerInstance;
} XrNegotiateApiLayerRequest;

```

Member Descriptions

- `structType` **must** be `XR_LOADER_INTERFACE_STRUCT_API_LAYER_REQUEST`.
- `structVersion` **must** be a valid version of the structure. The value `XR_API_LAYER_INFO_STRUCT_VERSION` is used to describe the current latest version of this structure.
- `structSize` **must** be the size in bytes of the current version of the structure (i.e. `sizeof(XrNegotiateApiLayerRequest)`).
- `layerInterfaceVersion` is the version of the API layer interface version being requested by the API layer. Should not be outside of the bounds of the `XrNegotiateLoaderInfo::minInterfaceVersion` and `XrNegotiateLoaderInfo::maxInterfaceVersion` values (inclusive).
- `layerApiVersion` is the version of the OpenXR API supported by this API layer as formatted by `XR_MAKE_VERSION`. Patch is ignored.
- `getInstanceProcAddr` is a pointer to the API layer's `xrGetInstanceProcAddr` implementation that will be used by the loader to populate a dispatch table of OpenXR functions supported by the API layer.
- `createApiLayerInstance` is a pointer to the API layer's `xrCreateApiLayerInstance` implementation that will be used by the loader during a call to `xrCreateInstance` when an API layer is active. This is used because API layers need additional information at `xrCreateInstance` time.

This is an output structure from API layer negotiation. The loader **must** populate `structType`, `structVersion`, and `structSize` before calling to ensure correct interpretation by the API layer, while the API layer populates the rest of the fields in a successful call to `xrNegotiateLoaderApiLayerInterface`.

Valid Usage (Implicit)

- The `XR_LOADER_VERSION_1_0` extension **must** be enabled prior to using `XrNegotiateApiLayerRequest`
- `structType` **must** be a valid `XrLoaderInterfaceStructs` value
- `getInstanceProcAddr` **must** be a valid `PFN_xrGetInstanceProcAddr` value
- `createApiLayerInstance` **must** be a valid `PFN_xrCreateApiLayerInstance` value

```
// Provided by XR_LOADER_VERSION_1_0
#define XR_API_LAYER_INFO_STRUCT_VERSION 1
```

`XR_API_LAYER_INFO_STRUCT_VERSION` is the current version of the `XrNegotiateApiLayerRequest` structure. It is used to populate the `XrNegotiateApiLayerRequest::structVersion` field.

The `xrCreateApiLayerInstance` function is defined as:

```
// Provided by XR_LOADER_VERSION_1_0
XrResult xrCreateApiLayerInstance(
    const XrInstanceCreateInfo*      info,
    const XrApiLayerCreateInfo*     layerInfo,
    XrInstance*                      instance);
```

Parameter Descriptions

- `info` is a pointer to the `XrInstanceCreateInfo` information passed by the application into the outer `xrCreateInstance` function.
- `layerInfo` is a pointer to an `XrApiLayerCreateInfo` structure that contains special information required by a API layer during its create instance process. This is generated by the loader.
- `instance` is a pointer to store the returned instance in, just as in the standard `xrCreateInstance` function.

An API layer's implementation of the `xrCreateApiLayerInstance` function is invoked during the loader's implementation of `xrCreateInstance`, if the layer in question is enabled.

An API layer needs additional information during `xrCreateInstance` calls, so each API layer **must** implement the `xrCreateApiLayerInstance` function, which is a special API layer function.

An API layer **must** not implement `xrCreateInstance`.

`xrCreateApiLayerInstance` **must** be called by the loader during its implementation of the `xrCreateInstance` function.

The loader **must** call the first API layer's `xrCreateApiLayerInstance` function passing in the pointer to the created `XrApiLayerCreateInfo`.

The `XrApiLayerCreateInfo::nextInfo` **must** be a linked-list of `XrApiLayerNextInfo` structures with information about each of the API layers that are to be enabled. Note that this does not operate like a `next` chain in the OpenXR application API, but instead describes the enabled API layers from outermost to innermost.

The API layer **may** validate that it is getting the correct next information by checking that the `XrApiLayerNextInfo::layerName` matches the expected value.

The API layer **must** use the information in its `XrApiLayerNextInfo` to call down the call chain to the next `xrCreateApiLayerInstance`:

- The API layer **must** copy the `XrApiLayerCreateInfo` structure into its own structure.
- The API layer **must** then update its copy of the `XrApiLayerCreateInfo` structure, setting `XrApiLayerCreateInfo::XrApiLayerCreateInfo::nextInfo` to point to the `XrApiLayerNextInfo` for the next API layer (e.g. `layerInfoCopy->nextInfo = layerInfo->nextInfo->next;`).
- The API layer **must** then use the pointer to its `XrApiLayerCreateInfo` structure (instead of the one that was passed in) when it makes a call to the `xrCreateApiLayerInstance` function.
- If the nested `xrCreateApiLayerInstance` call succeeds, the API layer **may** choose to setup its own dispatch table to the next API layer's functions using the returned `XrInstance` and the next API layer's `xrGetInstanceProcAddr`.
- The API layer **must** return the `XrResult` returned from the next API layer.

Valid Usage (Implicit)

- The `XR_LOADER_VERSION_1_0` extension **must** be enabled prior to calling `xrCreateApiLayerInstance`
- `info` **must** be a pointer to a valid `XrInstanceCreateInfo` structure
- `layerInfo` **must** be a pointer to a valid `XrApiLayerCreateInfo` structure
- `instance` **must** be a pointer to an `XrInstance` handle

Return Codes

Success

- `XR_SUCCESS`

Failure

- `XR_ERROR_INITIALIZATION_FAILED`

The `XrApiLayerCreateInfo` structure contains special information required by a API layer during its create instance process.

The `XrApiLayerCreateInfo` structure is defined as:

```
typedef struct XrApiLayerCreateInfo {
    XrLoaderInterfaceStructs    structType;
    uint32_t                    structVersion;
    size_t                      structSize;
    void*                      loaderInstance;
    char                        settings_file_location
[XR_API_LAYER_MAX_SETTINGS_PATH_SIZE];
    XrApiLayerNextInfo*        nextInfo;
} XrApiLayerCreateInfo;
```

Member Descriptions

- `structType` **must** be `XR_LOADER_INTERFACE_STRUCT_API_LAYER_CREATE_INFO`.
- `structVersion` is the version of the structure being supplied by the loader (i.e. `XR_API_LAYER_CREATE_INFO_STRUCT_VERSION`)
- `structSize` **must** be the size in bytes of the current version of the structure (i.e. `sizeof(XrApiLayerCreateInfo)`)
- `loaderInstance` is deprecated and **must** be ignored.
- `settings_file_location` is the location of any usable API layer settings file. The size of `settings_file_location` is given by `XR_API_LAYER_MAX_SETTINGS_PATH_SIZE`. This is currently unused.
- `nextInfo` is a pointer to the `XrApiLayerNextInfo` structure which contains information to work with the next API layer in the chain.

Valid Usage (Implicit)

- The `XR_LOADER_VERSION_1_0` extension **must** be enabled prior to using `XrApiLayerCreateInfo`
- `structType` **must** be a valid `XrLoaderInterfaceStructs` value
- `loaderInstance` **must** be a pointer value
- `settings_file_location` **must** be a null-terminated UTF-8 string whose length is less than or equal to `XR_API_LAYER_MAX_SETTINGS_PATH_SIZE`
- `nextInfo` **must** be a pointer to an `XrApiLayerNextInfo` structure

```
// Provided by XR_LOADER_VERSION_1_0
#define XR_API_LAYER_CREATE_INFO_STRUCT_VERSION 1
```

`XR_API_LAYER_CREATE_INFO_STRUCT_VERSION` is the current version of the `XrApiLayerCreateInfo` structure. It is used to populate the `XrApiLayerCreateInfo::structVersion` field.

```
// Provided by XR_LOADER_VERSION_1_0
#define XR_API_LAYER_MAX_SETTINGS_PATH_SIZE 512
```

`XR_API_LAYER_MAX_SETTINGS_PATH_SIZE` is the size of the `XrApiLayerCreateInfo::settings_file_location` field.

The `XrApiLayerNextInfo` structure:

The `XrApiLayerNextInfo` structure is defined as:

```
typedef struct XrApiLayerNextInfo {
    XrLoaderInterfaceStructs    structType;
    uint32_t                    structVersion;
    size_t                      structSize;
    char                        layerName[XR_MAX_API_LAYER_NAME_SIZE];
    PFN_xrGetInstanceProcAddr   nextGetInstanceProcAddr;
    PFN_xrCreateApiLayerInstance nextCreateApiLayerInstance;
    struct XrApiLayerNextInfo*  next;
} XrApiLayerNextInfo;
```

Member Descriptions

- `structType` **must** be `XR_LOADER_INTERFACE_STRUCT_API_LAYER_NEXT_INFO`
- `structVersion` **must** be a valid version of the structure and the version being supplied by the loader (i.e. `XR_API_LAYER_NEXT_INFO_STRUCT_VERSION`).
- `structSize` **must** be the size in bytes of the current version of the structure (i.e. `sizeof(XrApiLayerNextInfo)`)
- `layerName` is the name of the intended next API layer, used to verify and debug the API layer chain.
- `nextGetInstanceProcAddr` is a pointer to the next API layer's `xrGetInstanceProcAddr`. This is intended for use in populating a dispatch table to the next implementations in the chain.
- `nextCreateApiLayerInstance` is a pointer to the `xrCreateApiLayerInstance` function implementation in the next API layer. This is to be called **after** the API layer has done any localized creation, but **before** the API layer records any function addresses from the next API layer using `xrGetInstanceProcAddr`.
- `next` is a pointer to the `XrApiLayerNextInfo` for the next API layer. If no API layer is after this, it will be `NULL`.

Valid Usage (Implicit)

- The `XR_LOADER_VERSION_1_0` extension **must** be enabled prior to using `XrApiLayerNextInfo`
- `structType` **must** be a valid `XrLoaderInterfaceStructs` value
- `layerName` **must** be a null-terminated UTF-8 string whose length is less than or equal to `XR_MAX_API_LAYER_NAME_SIZE`
- `nextGetInstanceProcAddr` **must** be a valid `PFN_xrGetInstanceProcAddr` value
- `nextCreateApiLayerInstance` **must** be a valid `PFN_xrCreateApiLayerInstance` value
- `next` **must** be a pointer to an `XrApiLayerNextInfo` structure

```
// Provided by XR_LOADER_VERSION_1_0
#define XR_API_LAYER_NEXT_INFO_STRUCT_VERSION 1
```

`XR_API_LAYER_NEXT_INFO_STRUCT_VERSION` is the current version of the `XrApiLayerNextInfo` structure. It is used to populate the `XrApiLayerNextInfo::structVersion` field.

Chapter 4. Instance

```
XR_DEFINE_HANDLE(XrInstance)
```

An OpenXR instance is an object that allows an OpenXR application to communicate with an OpenXR runtime. The application accomplishes this communication by calling `xrCreateInstance` and receiving a handle to the resulting `XrInstance` object.

The `XrInstance` object stores and tracks OpenXR-related application state, without storing any such state in the application's global address space. This allows the application to create multiple instances as well as safely encapsulate the application's OpenXR state since this object is opaque to the application. OpenXR runtimes **may** limit the number of simultaneous `XrInstance` objects that may be created and used, but they **must** support the creation and usage of at least one `XrInstance` object per process.

Physically, this state **may** be stored in any of the OpenXR loader, OpenXR API layers or the OpenXR runtime components. The exact storage and distribution of this saved state is implementation-dependent, except where indicated by this specification.

The tracking of OpenXR state in the instance allows the streamlining of the API, where the intended instance is inferred from the highest ascendant of an OpenXR function's target object. For example, in:

```
myResult = xrEndFrame(mySession, &myEndFrameDescription);
```

the `XrSession` object was created from an `XrInstance` object. The OpenXR loader typically keeps track of the `XrInstance` that is the parent of the `XrSession` object in this example and directs the function to the runtime associated with that instance. This tracking of OpenXR objects eliminates the need to specify an `XrInstance` in every OpenXR function.

4.1. API Layers and Extensions

Additional functionality **may** be provided by API layers or extensions. An API layer **must** not add or modify the definition of OpenXR functions, while an extension **may** do so.

The set of API layers to enable is specified when creating an instance, and those API layers are able to intercept any functions dispatched to that instance or any of its child objects.

Example API layers **may** include (but are not limited to):

- an API layer to dump out OpenXR API calls
- an API layer to perform OpenXR validation

To determine what set of API layers are available, OpenXR provides the `xrEnumerateApiLayerProperties` function:

```
// Provided by XR_VERSION_1_0
XrResult xrEnumerateApiLayerProperties(
    uint32_t                propertyCapacityInput,
    uint32_t*               propertyCountOutput,
    XrApiLayerProperties*   properties);
```

Parameter Descriptions

- `propertyCapacityInput` is the capacity of the `properties` array, or 0 to indicate a request to retrieve the required capacity.
- `propertyCountOutput` is a pointer to the count of `properties` written, or a pointer to the required capacity in the case that `propertyCapacityInput` is insufficient.
- `properties` is a pointer to an array of `XrApiLayerProperties` structures, but **can** be `NULL` if `propertyCapacityInput` is 0.
- See the [Buffer Size Parameters](#) section for a detailed description of retrieving the required `properties` size.

The list of available layers may change at any time due to actions outside of the OpenXR runtime, so two calls to `xrEnumerateApiLayerProperties` with the same parameters **may** return different results, or retrieve different `propertyCountOutput` values or `properties` contents.

Once an instance has been created, the layers enabled for that instance will continue to be enabled and valid for the lifetime of that instance, even if some of them become unavailable for future instances.

Valid Usage (Implicit)

- `propertyCountOutput` **must** be a pointer to a `uint32_t` value
- If `propertyCapacityInput` is not 0, `properties` **must** be a pointer to an array of `propertyCapacityInput` `XrApiLayerProperties` structures

Return Codes

Success

- `XR_SUCCESS`

Failure

- `XR_ERROR_VALIDATION_FAILURE`
- `XR_ERROR_RUNTIME_FAILURE`
- `XR_ERROR_OUT_OF_MEMORY`
- `XR_ERROR_SIZE_INSUFFICIENT`

The `XrApiLayerProperties` structure is defined as:

```
typedef struct XrApiLayerProperties {
    XrStructureType    type;
    void*              next;
    char               layerName[XR_MAX_API_LAYER_NAME_SIZE];
    XrVersion          specVersion;
    uint32_t           layerVersion;
    char               description[XR_MAX_API_LAYER_DESCRIPTION_SIZE];
} XrApiLayerProperties;
```

Member Descriptions

- `type` is the `XrStructureType` of this structure.
- `next` is `NULL` or a pointer to the next structure in a structure chain. No such structures are defined in core OpenXR.
- `layerName` is a string specifying the name of the API layer. Use this name in the `XrInstanceCreateInfo::enabledApiLayerNames` array to enable this API layer for an instance.
- `specVersion` is the API version the API layer was written to, encoded as described in the [API Version Numbers and Semantics](#) section.
- `layerVersion` is the version of this API layer. It is an integer, increasing with backward compatible changes.
- `description` is a string providing additional details that **can** be used by the application to identify the API layer.

Valid Usage (Implicit)

- **type** **must** be `XR_TYPE_API_LAYER_PROPERTIES`
- **next** **must** be `NULL` or a valid pointer to the [next structure in a structure chain](#)

To enable a layer, the name of the layer **should** be added to `XrInstanceCreateInfo::enabledApiLayerNames` when creating an `XrInstance`.

Loader implementations **may** provide mechanisms outside this API for enabling specific API layers. API layers enabled through such a mechanism are implicitly enabled, while API layers enabled by including the API layer name in `XrInstanceCreateInfo::enabledApiLayerNames` are explicitly enabled. Except where otherwise specified, implicitly enabled and explicitly enabled API layers differ only in the way they are enabled. Explicitly enabling an API layer that is implicitly enabled has no additional effect.

Instance extensions are able to affect the operation of the instance and any of its child objects. As stated [earlier](#), extensions can expand the OpenXR API and provide new functions or augment behavior.

Examples of extensions **may** be (but are not limited to):

Extension Examples

- an extension to include OpenXR functions to work with a new graphics API
- an extension to expose debug information via a callback

The application can determine the available instance extensions by calling `xrEnumerateInstanceExtensionProperties`:

```
// Provided by XR_VERSION_1_0
XrResult xrEnumerateInstanceExtensionProperties(
    const char*          layerName,
    uint32_t            propertyCapacityInput,
    uint32_t*           propertyCountOutput,
    XrExtensionProperties* properties);
```

Parameter Descriptions

- `layerName` is either `NULL` or a pointer to a string naming the API layer to retrieve extensions from, as returned by `xrEnumerateApiLayerProperties`.
- `propertyCapacityInput` is the capacity of the `properties` array, or `0` to indicate a request to retrieve the required capacity.
- `propertyCountOutput` is a pointer to the count of `properties` written, or a pointer to the required capacity in the case that `propertyCapacityInput` is insufficient.
- `properties` is a pointer to an array of `XrExtensionProperties` structures, but **can** be `NULL` if `propertyCapacityInput` is `0`.
- See the [Buffer Size Parameters](#) section for a detailed description of retrieving the required `properties` size.

Because the list of available layers may change externally between calls to `xrEnumerateInstanceExtensionProperties`, two calls **may** retrieve different results if a `layerName` is available in one call but not in another. The extensions supported by a layer may also change between two calls, e.g. if the layer implementation is replaced by a different version between those calls.

Valid Usage (Implicit)

- If `layerName` is not `NULL`, `layerName` **must** be a null-terminated UTF-8 string
- `propertyCountOutput` **must** be a pointer to a `uint32_t` value
- If `propertyCapacityInput` is not `0`, `properties` **must** be a pointer to an array of `propertyCapacityInput` `XrExtensionProperties` structures

Return Codes

Success

- `XR_SUCCESS`

Failure

- `XR_ERROR_VALIDATION_FAILURE`
- `XR_ERROR_RUNTIME_FAILURE`
- `XR_ERROR_OUT_OF_MEMORY`
- `XR_ERROR_SIZE_INSUFFICIENT`
- `XR_ERROR_RUNTIME_UNAVAILABLE`
- `XR_ERROR_API_LAYER_NOT_PRESENT`

The `XrExtensionProperties` structure is defined as:

```
typedef struct XrExtensionProperties {
    XrStructureType    type;
    void*              next;
    char               extensionName[XR_MAX_EXTENSION_NAME_SIZE];
    uint32_t           extensionVersion;
} XrExtensionProperties;
```

Member Descriptions

- `type` is the `XrStructureType` of this structure.
- `next` is `NULL` or a pointer to the next structure in a structure chain. No such structures are defined in core OpenXR.
- `extensionName` is a `NULL` terminated string specifying the name of the extension.
- `extensionVersion` is the version of this extension. It is an integer, incremented with backward compatible changes.

Valid Usage (Implicit)

- `type` **must** be `XR_TYPE_EXTENSION_PROPERTIES`
- `next` **must** be `NULL` or a valid pointer to the [next structure in a structure chain](#)

4.2. Instance Lifecycle

The `xrCreateInstance` function is defined as:

```
// Provided by XR_VERSION_1_0
XrResult xrCreateInstance(
    const XrInstanceCreateInfo*    createInfo,
    XrInstance*                    instance);
```

Parameter Descriptions

- `createInfo` points to an instance of `XrInstanceCreateInfo` controlling creation of the instance.
- `instance` points to an `XrInstance` handle in which the resulting instance is returned.

`xrCreateInstance` creates the `XrInstance`, then enables and initializes global API layers and extensions requested by the application. If an extension is provided by an API layer, both the API layer and extension **must** be specified at `xrCreateInstance` time. If a specified API layer cannot be found, no `XrInstance` will be created and the function will return `XR_ERROR_API_LAYER_NOT_PRESENT`. Likewise, if a specified extension cannot be found, the call **must** return `XR_ERROR_EXTENSION_NOT_PRESENT` and no `XrInstance` will be created. Additionally, some runtimes **may** limit the number of concurrent instances that may be in use. If the application attempts to create more instances than a runtime can simultaneously support, `xrCreateInstance` **may** return `XR_ERROR_LIMIT_REACHED`.

If the `XrApplicationInfo::applicationName` is the empty string the runtime **must** return `XR_ERROR_NAME_INVALID`.

If the `XrInstanceCreateInfo` structure contains a platform-specific extension for a platform other than the target platform, `XR_ERROR_INITIALIZATION_FAILED` **may** be returned. If a mandatory platform-specific extension is defined for the target platform but no matching extension struct is provided in `XrInstanceCreateInfo` the runtime **must** return `XR_ERROR_INITIALIZATION_FAILED`.

Valid Usage (Implicit)

- `createInfo` **must** be a pointer to a valid `XrInstanceCreateInfo` structure
- `instance` **must** be a pointer to an `XrInstance` handle

Return Codes

Success

- XR_SUCCESS

Failure

- XR_ERROR_VALIDATION_FAILURE
- XR_ERROR_RUNTIME_FAILURE
- XR_ERROR_OUT_OF_MEMORY
- XR_ERROR_LIMIT_REACHED
- XR_ERROR_RUNTIME_UNAVAILABLE
- XR_ERROR_NAME_INVALID
- XR_ERROR_INITIALIZATION_FAILED
- XR_ERROR_EXTENSION_NOT_PRESENT
- XR_ERROR_EXTENSION_DEPENDENCY_NOT_ENABLED
- XR_ERROR_API_VERSION_UNSUPPORTED
- XR_ERROR_API_LAYER_NOT_PRESENT

The `XrInstanceCreateInfo` structure is defined as:

```
typedef struct XrInstanceCreateInfo {
    XrStructureType      type;
    const void*          next;
    XrInstanceCreateFlags createFlags;
    XrApplicationInfo    applicationInfo;
    uint32_t             enabledApiLayerCount;
    const char* const*   enabledApiLayerNames;
    uint32_t             enabledExtensionCount;
    const char* const*   enabledExtensionNames;
} XrInstanceCreateInfo;
```

Member Descriptions

- `type` is the [XrStructureType](#) of this structure.
- `next` is `NULL` or a pointer to the next structure in a structure chain. No such structures are defined in core OpenXR.
- `createFlags` is a bitmask of [XrInstanceCreateFlags](#) that identifies options that apply to the creation.
- `applicationInfo` is an instance of [XrApplicationInfo](#). This information helps runtimes recognize behavior inherent to classes of applications. [XrApplicationInfo](#) is defined in detail below.
- `enabledApiLayerCount` is the number of global API layers to enable.
- `enabledApiLayerNames` is a pointer to an array of `enabledApiLayerCount` strings containing the names of API layers to enable for the created instance. See the [API Layers and Extensions](#) section for further details.
- `enabledExtensionCount` is the number of global extensions to enable.
- `enabledExtensionNames` is a pointer to an array of `enabledExtensionCount` strings containing the names of extensions to enable.

Valid Usage (Implicit)

- `type` **must** be `XR_TYPE_INSTANCE_CREATE_INFO`
- `next` **must** be `NULL` or a valid pointer to the [next structure in a structure chain](#). See also: [XrInstanceCreateInfoAndroidKHR](#)
- `createFlags` **must** be `0`
- `applicationInfo` **must** be a valid [XrApplicationInfo](#) structure
- If `enabledApiLayerCount` is not `0`, `enabledApiLayerNames` **must** be a pointer to an array of `enabledApiLayerCount` null-terminated UTF-8 strings
- If `enabledExtensionCount` is not `0`, `enabledExtensionNames` **must** be a pointer to an array of `enabledExtensionCount` null-terminated UTF-8 strings

The [XrInstanceCreateInfo::createFlags](#) member is of the following type, and contains a bitwise-OR of zero or more of the bits defined in [XrInstanceCreateFlagBits](#).

```
typedef XrFlags64 XrInstanceCreateFlags;
```

Valid bits for [XrInstanceCreateFlags](#) are defined by [XrInstanceCreateFlagBits](#).

```
// Flag bits for XrInstanceCreateFlags
```

There are currently no instance creation flag bits defined. This is reserved for future use.

The [XrApplicationInfo](#) structure is defined as:

```
typedef struct XrApplicationInfo {
    char        applicationName[XR_MAX_APPLICATION_NAME_SIZE];
    uint32_t    applicationVersion;
    char        engineName[XR_MAX_ENGINE_NAME_SIZE];
    uint32_t    engineVersion;
    XrVersion   apiVersion;
} XrApplicationInfo;
```

Member Descriptions

- `applicationName` is a non-empty string containing the name of the application.
- `applicationVersion` is an unsigned integer variable containing the developer-supplied version number of the application.
- `engineName` is a string containing the name of the engine (if any) used to create the application. It may be empty to indicate no specified engine.
- `engineVersion` is an unsigned integer variable containing the developer-supplied version number of the engine used to create the application. May be zero to indicate no specified engine.
- `apiVersion` is the version of this API against which the application will run, encoded as described in the [API Version Numbers and Semantics](#) section. If the runtime does not support the requested `apiVersion` it **must** return `XR_ERROR_API_VERSION_UNSUPPORTED`.

Valid Usage (Implicit)

- `applicationName` **must** be a null-terminated UTF-8 string whose length is less than or equal to `XR_MAX_APPLICATION_NAME_SIZE`
- `engineName` **must** be a null-terminated UTF-8 string whose length is less than or equal to `XR_MAX_ENGINE_NAME_SIZE`

Note



When using the OpenXR API to implement a reusable engine that will be used by many applications, `engineName` **should** be set to a unique string that identifies the engine, and `engineVersion` **should** encode a representation of the engine's version. This way, all applications that share this engine version will provide the same `engineName` and `engineVersion` to the runtime. The engine **should** then enable individual applications to choose their specific `applicationName` and `applicationVersion`, enabling one application to be distinguished from another application.

When using the OpenXR API to implement an individual application without a shared engine, the input `engineName` **should** be left empty and `engineVersion` **should** be set to 0. The `applicationName` **should** then be filled in with a unique string that identifies the app and the `applicationVersion` **should** encode a representation of the application's version.

The `xrDestroyInstance` function is defined as:

```
// Provided by XR_VERSION_1_0
XrResult xrDestroyInstance(
    XrInstance instance);
```

The `xrDestroyInstance` function is used to destroy an `XrInstance`.

Parameter Descriptions

- `instance` is the handle to the instance to destroy.

`XrInstance` handles are destroyed using `xrDestroyInstance`. When an `XrInstance` is destroyed, all handles that are children of that `XrInstance` are also destroyed.

Valid Usage (Implicit)

- `instance` **must** be a valid `XrInstance` handle

Thread Safety

- Access to `instance`, and any child handles, **must** be externally synchronized

Return Codes

Success

- `XR_SUCCESS`

Failure

- `XR_ERROR_HANDLE_INVALID`

4.3. Instance Information

The `xrGetInstanceProperties` function provides information about the instance and the associated runtime.

```
// Provided by XR_VERSION_1_0
XrResult xrGetInstanceProperties(
    XrInstance                instance,
    XrInstanceProperties*     instanceProperties);
```

Parameter Descriptions

- `instance` is a handle to an `XrInstance` previously created with `xrCreateInstance`.
- `instanceProperties` points to an `XrInstanceProperties` which describes the `instance`.

The `instanceProperties` parameter **must** be filled out by the runtime in response to this call, with information as defined in `XrInstanceProperties`.

Valid Usage (Implicit)

- `instance` **must** be a valid `XrInstance` handle
- `instanceProperties` **must** be a pointer to an `XrInstanceProperties` structure

Return Codes

Success

- `XR_SUCCESS`

Failure

- `XR_ERROR_VALIDATION_FAILURE`
- `XR_ERROR_RUNTIME_FAILURE`
- `XR_ERROR_HANDLE_INVALID`
- `XR_ERROR_INSTANCE_LOST`

The `XrInstanceProperties` structure is defined as:

```
typedef struct XrInstanceProperties {  
    XrStructureType    type;  
    void*              next;  
    XrVersion          runtimeVersion;  
    char               runtimeName[XR_MAX_RUNTIME_NAME_SIZE];  
} XrInstanceProperties;
```

Member Descriptions

- `type` is the `XrStructureType` of this structure.
- `next` is `NULL` or a pointer to the next structure in a structure chain. No such structures are defined in core OpenXR.
- `runtimeVersion` is the runtime's version (not necessarily related to an OpenXR API version), expressed in the format of `XR_MAKE_VERSION`.
- `runtimeName` is the name of the runtime.

Valid Usage (Implicit)

- `type` **must** be `XR_TYPE_INSTANCE_PROPERTIES`
- `next` **must** be `NULL` or a valid pointer to the [next structure in a structure chain](#)

4.4. Platform-Specific Instance Creation

Some amount of data required for instance creation is exposed through chained structures defined in extensions. These structures may be **optional** or even **required** for instance creation on specific platforms, but not on other platforms. Separating off platform-specific functionality into extension structures prevents the primary `XrInstanceCreateInfo` structure from becoming too bloated with unnecessary information.

See the [List of Extensions](#) appendix for the list of available extensions and their related structures. These structures expand the `XrInstanceCreateInfo` parent struct using the `XrInstanceCreateInfo::next` member. The specific list of structures that may be used for extending `XrInstanceCreateInfo::next` can be found in the "Valid Usage (Implicit)" block immediately following the definition of the structure.

4.4.1. The Instance Lost Error

The `XR_ERROR_INSTANCE_LOST` error indicates that the `XrInstance` has become unusable. This **can** happen if a critical runtime process aborts, if the connection to the runtime is otherwise no longer available, or if the runtime encounters an error during any function execution which prevents it from being able to support further function execution. Once `XR_ERROR_INSTANCE_LOST` is first returned, it **must** henceforth be returned by all non-destroy functions that involve an `XrInstance` or child handle type until the instance is destroyed. Applications **must** destroy the `XrInstance`. Applications **may** then attempt to continue by recreating all relevant OpenXR objects, starting with a new `XrInstance`. A runtime **may** generate an `XrEventDataInstanceLossPending` event when instance loss is detected.

4.4.2. `XrEventDataInstanceLossPending`

```
// Provided by XR_VERSION_1_0
typedef struct XrEventDataInstanceLossPending {
    XrStructureType    type;
    const void*        next;
    XrTime              lossTime;
} XrEventDataInstanceLossPending;
```

Receiving the `XrEventDataInstanceLossPending` event structure indicates that the application is about to lose the indicated `XrInstance` at the indicated `lossTime` in the future. The application should call `xrDestroyInstance` and relinquish any instance-specific resources. This typically occurs to make way for a replacement of the underlying runtime, such as via a software update.

After the application has destroyed all of its instances and their children and waited past the specified time, it may then re-try `xrCreateInstance` in a loop waiting for whatever maintenance the runtime is performing to complete. The runtime will return `XR_ERROR_RUNTIME_UNAVAILABLE` from `xrCreateInstance` as long as it is unable to create the instance. Once the runtime has returned and is able to continue, it

must resume returning `XR_SUCCESS` from `xrCreateInstance` if valid data is passed in.

Member Descriptions

- `type` is the `XrStructureType` of this structure.
- `next` is `NULL` or a pointer to the next structure in a structure chain. No such structures are defined in core OpenXR.
- `lossTime` is the absolute time at which the indicated instance will be considered lost and become unusable.

Valid Usage (Implicit)

- `type` **must** be `XR_TYPE_EVENT_DATA_INSTANCE_LOSS_PENDING`
- `next` **must** be `NULL` or a valid pointer to the [next structure in a structure chain](#)

4.5. Instance Enumerated Type String Functions

Applications often want to turn certain enum values from the runtime into strings for use in log messages, to be localized in UI, or for various other reasons. OpenXR provides functions that turn common enum types into UTF-8 strings for use in applications.

```
// Provided by XR_VERSION_1_0
XrResult xrResultToString(
    XrInstance          instance,
    XrResult            value,
    char                buffer[XR_MAX_RESULT_STRING_SIZE]);
```

Parameter Descriptions

- `instance` is the handle of the instance to ask for the string.
- `value` is the `XrResult` value to turn into a string.
- `buffer` is the buffer that will be used to return the string in.

Returns the text version of the provided `XrResult` value as a UTF-8 string.

In all cases the returned string **must** be one of:

Result String Return Values

- The literal string defined for the provide numeric value in the core spec or extension. (e.g. the value 0 results in the string `XR_SUCCESS`)
- `XR_UNKNOWN_SUCCESS_` concatenated with the positive result number expressed as a decimal number.
- `XR_UNKNOWN_FAILURE_` concatenated with the negative result number expressed as a decimal number.

Valid Usage (Implicit)

- `instance` **must** be a valid `XrInstance` handle
- `value` **must** be a valid `XrResult` value
- `buffer` **must** be a character array of length `XR_MAX_RESULT_STRING_SIZE`

Return Codes

Success

- `XR_SUCCESS`

Failure

- `XR_ERROR_VALIDATION_FAILURE`
- `XR_ERROR_RUNTIME_FAILURE`
- `XR_ERROR_HANDLE_INVALID`
- `XR_ERROR_INSTANCE_LOST`

The `xrStructureTypeToString` function is defined as:

```
// Provided by XR_VERSION_1_0
XrResult xrStructureTypeToString(
    XrInstance          instance,
    XrStructureType     value,
    char                buffer[XR_MAX_STRUCTURE_NAME_SIZE]);
```

Parameter Descriptions

- `instance` is the handle of the instance to ask for the string.
- `value` is the `XrStructureType` value to turn into a string.
- `buffer` is the buffer that will be used to return the string in.

Returns the text version of the provided `XrStructureType` value as a UTF-8 string.

In all cases the returned string **must** be one of:

Structure Type String Return Values

- The literal string defined for the provide numeric value in the core spec or extension. (e.g. the value of `XR_TYPE_INSTANCE_CREATE_INFO` results in the string `XR_TYPE_INSTANCE_CREATE_INFO`)
- `XR_UNKNOWN_STRUCTURE_TYPE_` concatenated with the structure type number expressed as a decimal number.

Valid Usage (Implicit)

- `instance` **must** be a valid `XrInstance` handle
- `value` **must** be a valid `XrStructureType` value
- `buffer` **must** be a character array of length `XR_MAX_STRUCTURE_NAME_SIZE`

Return Codes

Success

- `XR_SUCCESS`

Failure

- `XR_ERROR_VALIDATION_FAILURE`
- `XR_ERROR_RUNTIME_FAILURE`
- `XR_ERROR_HANDLE_INVALID`
- `XR_ERROR_INSTANCE_LOST`

Chapter 5. System

This API separates the concept of physical systems of XR devices from the logical objects that applications interact with directly. A system represents a collection of related devices in the runtime, often made up of several individual hardware components working together to enable XR experiences. An `XrSystemId` is returned by `xrGetSystem` representing the system of devices the runtime will use to support a given `form factor`. Each system may include: a VR/AR display, various forms of input (gamepad, touchpad, motion controller), and other trackable objects.

The application uses the system to create a `session`, which can then be used to accept input from the user and output rendered frames. The application also provides suggested bindings from its actions to any number of input sources. The runtime **may** use this action information to activate only a subset of devices and avoid wasting resources on devices that are not in use. Exactly which devices are active once an XR system is selected will depend on the features provided by the runtime, and **may** vary from runtime to runtime. For example, a runtime that is capable of mapping from one tracking system's space to another's **may** support devices from multiple tracking systems simultaneously.

5.1. Form Factors

The first step in selecting a system is for the application to request its desired **form factor**. The form factor defines how the display(s) moves in the environment relative to the user's head and how the user will interact with the XR experience. A runtime **may** support multiple form factors, such as on a mobile phone that supports both slide-in VR headset experiences and handheld AR experiences.

While an application's core XR rendering may span across form factors, its user interface will often be written to target a particular form factor, requiring explicit tailoring to function well on other form factors. For example, screen-space UI designed for a handheld phone will produce an uncomfortable experience for users if presented in screen-space on an AR headset.

```
typedef enum XrFormFactor {
    XR_FORM_FACTOR_HEAD_MOUNTED_DISPLAY = 1,
    XR_FORM_FACTOR_HANDHELD_DISPLAY = 2,
    XR_FORM_FACTOR_MAX_ENUM = 0x7FFFFFFF
} XrFormFactor;
```

The predefined form factors which **may** be supported by OpenXR runtimes are:

Enumerant Descriptions

- `XR_FORM_FACTOR_HEAD_MOUNTED_DISPLAY`. The tracked display is attached to the user's head. The user cannot touch the display itself. A VR headset would be an example of this form factor.
- `XR_FORM_FACTOR_HANDHELD_DISPLAY`. The tracked display is held in the user's hand, independent from the user's head. The user **may** be able to touch the display, allowing for screen-space UI. A mobile phone running an AR experience using pass-through video would be an example of this form factor.

5.2. Getting the `XrSystemId`

```
XR_DEFINE_ATOM(XrSystemId)
```

An `XrSystemId` is an opaque atom used by the runtime to identify a system. The value `XR_NULL_SYSTEM_ID` is considered an invalid system.

```
// Provided by XR_VERSION_1_0  
#define XR_NULL_SYSTEM_ID 0
```

The only `XrSystemId` value defined to be constant across all instances is the invalid system `XR_NULL_SYSTEM_ID`. No supported system is associated with `XR_NULL_SYSTEM_ID`. Unless explicitly permitted, it **should** not be passed to API calls or used as a structure attribute when a valid `XrSystemId` is required.

The `xrGetSystem` function is defined as:

```
// Provided by XR_VERSION_1_0  
XrResult xrGetSystem(  
    XrInstance                instance,  
    const XrSystemGetInfo*    getInfo,  
    XrSystemId*               systemId);
```

Parameter Descriptions

- `instance` is the handle of the instance from which to get the information.
- `getInfo` is a pointer to an `XrSystemGetInfo` structure containing the application's requests for a system.
- `systemId` is the returned `XrSystemId`.

To get an `XrSystemId`, an application specifies its desired `form factor` to `xrGetSystem` and gets the runtime's `XrSystemId` associated with that configuration.

If the `form factor` is supported but temporarily unavailable, `xrGetSystem` **must** return `XR_ERROR_FORM_FACTOR_UNAVAILABLE`. A runtime **may** return `XR_SUCCESS` on a subsequent call for a `form factor` it previously returned `XR_ERROR_FORM_FACTOR_UNAVAILABLE`. For example, connecting or warming up hardware might cause an unavailable `form factor` to become available.

Valid Usage (Implicit)

- `instance` **must** be a valid `XrInstance` handle
- `getInfo` **must** be a pointer to a valid `XrSystemGetInfo` structure
- `systemId` **must** be a pointer to an `XrSystemId` value

Return Codes

Success

- `XR_SUCCESS`

Failure

- `XR_ERROR_VALIDATION_FAILURE`
- `XR_ERROR_RUNTIME_FAILURE`
- `XR_ERROR_HANDLE_INVALID`
- `XR_ERROR_INSTANCE_LOST`
- `XR_ERROR_FORM_FACTOR_UNSUPPORTED`
- `XR_ERROR_FORM_FACTOR_UNAVAILABLE`

The `XrSystemGetInfo` structure is defined as:

```
typedef struct XrSystemGetInfo {
    XrStructureType    type;
    const void*        next;
    XrFormFactor       formFactor;
} XrSystemGetInfo;
```

Member Descriptions

- `type` is the [XrStructureType](#) of this structure.
- `next` is `NULL` or a pointer to the next structure in a structure chain. No such structures are defined in core OpenXR.
- `formFactor` is the [XrFormFactor](#) requested by the application.

The [XrSystemGetInfo](#) structure specifies attributes about a system as desired by an application.

Valid Usage (Implicit)

- `type` **must** be `XR_TYPE_SYSTEM_GET_INFO`
- `next` **must** be `NULL` or a valid pointer to the [next structure in a structure chain](#)
- `formFactor` **must** be a valid [XrFormFactor](#) value

```
XrInstance instance; // previously initialized

XrSystemGetInfo system_get_info = {XR_TYPE_SYSTEM_GET_INFO};
system_get_info.formFactor = XR_FORM_FACTOR_HEAD_MOUNTED_DISPLAY;

XrSystemId systemId;
CHK_XR(xrGetSystem(instance, &system_get_info, &systemId));

// create session
// create swapchains
// begin session

// main loop

// end session
// destroy session

// no access to hardware after this point
```

5.3. System Properties

The `xrGetSystemProperties` function is defined as:

```
// Provided by XR_VERSION_1_0
XrResult xrGetSystemProperties(
    XrInstance          instance,
    XrSystemId         systemId,
    XrSystemProperties* properties);
```

Parameter Descriptions

- `instance` is the instance from which `systemId` was retrieved.
- `systemId` is the `XrSystemId` whose properties will be queried.
- `properties` points to an instance of the `XrSystemProperties` structure, that will be filled with returned information.

An application **can** call `xrGetSystemProperties` to retrieve information about the system such as vendor ID, system name, and graphics and tracking properties.

Valid Usage (Implicit)

- `instance` **must** be a valid `XrInstance` handle
- `properties` **must** be a pointer to an `XrSystemProperties` structure

Return Codes

Success

- `XR_SUCCESS`

Failure

- `XR_ERROR_VALIDATION_FAILURE`
- `XR_ERROR_RUNTIME_FAILURE`
- `XR_ERROR_HANDLE_INVALID`
- `XR_ERROR_INSTANCE_LOST`
- `XR_ERROR_OUT_OF_MEMORY`
- `XR_ERROR_SYSTEM_INVALID`

The `XrSystemProperties` structure is defined as:

```
typedef struct XrSystemProperties {
    XrStructureType      type;
    void*                next;
    XrSystemId           systemId;
    uint32_t             vendorId;
    char                 systemName[XR_MAX_SYSTEM_NAME_SIZE];
    XrSystemGraphicsProperties graphicsProperties;
    XrSystemTrackingProperties trackingProperties;
} XrSystemProperties;
```

Member Descriptions

- `type` is the `XrStructureType` of this structure.
- `next` is `NULL` or a pointer to the next structure in a structure chain.
- `vendorId` is a unique identifier for the vendor of the system.
- `systemId` is the `XrSystemId` identifying the system.
- `systemName` is a string containing the name of the system.
- `graphicsProperties` is an `XrSystemGraphicsProperties` structure specifying the system graphics properties.
- `trackingProperties` is an `XrSystemTrackingProperties` structure specifying system tracking properties.

Valid Usage (Implicit)

- **type** **must** be `XR_TYPE_SYSTEM_PROPERTIES`
- **next** **must** be `NULL` or a valid pointer to the [next structure in a structure chain](#)

The runtime **must** report a valid vendor ID for the system. The vendor ID **must** be either the USB vendor ID defined for the physical device or a Khronos vendor ID.

The [XrSystemGraphicsProperties](#) structure is defined as:

```
typedef struct XrSystemGraphicsProperties {
    uint32_t    maxSwapchainImageHeight;
    uint32_t    maxSwapchainImageWidth;
    uint32_t    maxLayerCount;
} XrSystemGraphicsProperties;
```

Member Descriptions

- `maxSwapchainImageHeight` is the maximum swapchain image pixel height supported by this system.
- `maxSwapchainImageWidth` is the maximum swapchain image pixel width supported by this system.
- `maxLayerCount` is the maximum number of composition layers supported by this system. The runtime **must** support at least [XR_MIN_COMPOSITION_LAYERS_SUPPORTED](#) layers.

```
// Provided by XR_VERSION_1_0
#define XR_MIN_COMPOSITION_LAYERS_SUPPORTED 16
```

[XR_MIN_COMPOSITION_LAYERS_SUPPORTED](#) defines the minimum number of composition layers that a conformant runtime must support. A runtime **must** return the [XrSystemGraphicsProperties::maxLayerCount](#) at least the value of [XR_MIN_COMPOSITION_LAYERS_SUPPORTED](#).

The [XrSystemTrackingProperties](#) structure is defined as:

```
typedef struct XrSystemTrackingProperties {  
    XrBool32    orientationTracking;  
    XrBool32    positionTracking;  
} XrSystemTrackingProperties;
```

Member Descriptions

- `orientationTracking` is set to `XR_TRUE` to indicate the system supports orientational tracking of the view pose(s), `XR_FALSE` otherwise.
- `positionTracking` is set to `XR_TRUE` to indicate the system supports positional tracking of the view pose(s), `XR_FALSE` otherwise.

Chapter 6. Path Tree and Semantic Paths

OpenXR incorporates an internal *semantic path tree* model, also known as the *path tree*, with entities associated with nodes organized in a logical tree and referenced by path name strings structured like a filesystem path or URL. The path tree unifies a number of concepts used in this specification and a runtime **may** add additional nodes as implementation details. As a general design principle, the most application-facing paths **should** have semantic and hierarchical meaning in their name. Thus, these paths are often referred to as *semantic paths*. However, path names in the path tree model **may** not all have the same level or kind of semantic meaning.

In regular use in an application, path name strings are converted to instance-specific `XrPath` values which are used in place of path strings. The mapping between `XrPath` values and their corresponding path name strings **may** be considered to be tracked by the runtime in a one-to-one mapping in addition to the natural tree structure of the referenced entities. Runtimes **may** use any internal implementation that satisfies the requirements.

Formally, the runtime maintains an instance-specific bijective mapping between well-formed path name strings and valid `XrPath` (`uint64_t`) values. These `XrPath` values are only valid within a single `XrInstance`, and applications **must** not share these values between instances. Applications **must** instead use the string representation of a path in their code and configuration, and obtain the correct corresponding `XrPath` at runtime in each `XrInstance`. The term *path* or *semantic path* **may** refer interchangeably to either the path name string or its associated `XrPath` value within an instance when context makes it clear which type is being discussed.

Given that path trees are a unifying model in this specification, the entities referenced by paths **can** be of diverse types. For example, they **may** be used to represent physical device or sensor *components*, which **may** be of various *component types*. They **may** also be used to represent frames of reference that are understood by the application and the runtime, as defined by an `XrSpace`. Additionally, to permit runtime re-configuration and support hardware-independent development, any syntactically-valid path string **may** be used to retrieve a corresponding `XrPath` without error given sufficient resources, *even if* no logical or hardware entity currently corresponds to that path at the time of the call. Later retrieval of the associated path string of such an `XrPath` using `xrPathToString` **should** succeed if the other requirements of that call are met. However, using such an `XrPath` in a later call to any other API function **may** result in an error if no entity of the type required by the call is available at the path at that later time. A runtime **should** permit the entity referenced by a path to vary over time to naturally reflect varying system configuration and hardware availability.

6.1. Path Atom Type

```
XR_DEFINE_ATOM(XrPath)
```


The `XrPath` is an atom that connects an application with a single path, within the context of a single instance. There is a bijective mapping between well-formed path strings and atoms in use. This atom is used—in place of the path name string it corresponds to—to retrieve state and perform other operations.

As an `XrPath` is only shorthand for a well-formed path string, they have no explicit life cycle.

Lifetime is implicitly managed by the `XrInstance`. An `XrPath` **must** not be used unless it is received at execution time from the runtime in the context of a particular `XrInstance`. Therefore, with the exception of `XR_NULL_PATH`, `XrPath` values **must** not be specified as constant values in applications: the corresponding path string **should** be used instead. During the lifetime of a given `XrInstance`, the `XrPath` associated with that instance with any given well-formed path **must** not vary, and similarly the well-formed path string that corresponds to a given `XrPath` in that instance **must** not vary. An `XrPath` that is received from one `XrInstance` **may** not be used with another. Such an invalid use **may** be detected and result in an error being returned, or it **may** result in undefined behavior.

Well-written applications **should** typically use a small, bounded set of paths in practice. However, the runtime **should** support looking up the `XrPath` for a large number of path strings for maximum compatibility. Runtime implementers **should** keep in mind that applications supporting diverse systems **may** look up path strings in a quantity exceeding the number of non-empty entities predicted or provided by any one runtime's own path tree model, and this is not inherently an error. However, system resources are finite and thus runtimes **may** signal exhaustion of resources dedicated to these associations under certain conditions.

When discussing the behavior of runtimes at these limits, a *new* `XrPath` refers to an `XrPath` value that, as of some point in time, has neither been received by the application nor tracked internally by the runtime. In this case, since an application has not yet received the value of such an `XrPath`, the runtime has not yet made any assertions about its association with any path string. In this context, *new* only refers to the fact that the mapping has not necessarily been made constant for a given value/path string pair for the remaining life of the associated instance by being revealed to the application. It does not necessarily imply creation of the entity, if any, referred to by such a path. Similarly, it does not imply the absence of such an entity prior to that point. Entities in the path tree have varied lifetime that is independent from the duration of the mapping from path string to `XrPath`.

For flexibility, the runtime **may** internally track or otherwise make constant, in instance or larger scope, any mapping of a path string to an `XrPath` value even before an application would otherwise receive that value, thus making it no longer *new* by the above definition.

When the runtime's resources to track the path string-`XrPath` mapping are exhausted, and the application makes an API call that would have otherwise retrieved a *new* `XrPath` as defined above, the runtime **must** return `XR_ERROR_PATH_COUNT_EXCEEDED`. This includes both explicit calls to `xrStringToPath` as well as other calls that retrieve an `XrPath` in any other way.

The runtime **should** support creating as many paths as memory will allow and **must** return `XR_ERROR_PATH_COUNT_EXCEEDED` from relevant functions when no more can be created.

```
// Provided by XR_VERSION_1_0
#define XR_NULL_PATH 0
```

The only [XPath](#) value defined to be constant across all instances is the invalid path [XR_NULL_PATH](#). No well-formed path string is associated with [XR_NULL_PATH](#). Unless explicitly permitted, it **should** not be passed to API calls or used as a structure attribute when a valid [XPath](#) is required.

6.2. Well-Formed Path Strings

Even though they look similar, semantic paths are not file paths. To avoid confusion with file path directory traversal conventions, many file path conventions are explicitly disallowed from well-formed path name strings.

A well-formed path name string **must** conform to the following rules:

- Path name strings **must** be constructed entirely from characters on the following list.
 - Lower case ASCII letters: a-z
 - Numeric digits: 0-9
 - Dash: -
 - Underscore: _
 - Period: .
 - Forward Slash: /
- Path name strings **must** start with a single forward slash character.
- Path name strings **must** not end with a forward slash character.
- Path name strings **must** not contain two or more adjacent forward slash characters.
- Path name strings **must** not contain two forward slash characters that are separated by only period characters.
- Path name strings **must** not contain only period characters following the final forward slash character in the string.
- The maximum string length for a path name string, including the terminating `\0` character, is defined by [XR_MAX_PATH_LENGTH](#).

6.2.1. `xrStringToPath`

The [xrStringToPath](#) function is defined as:

```
// Provided by XR_VERSION_1_0
XrResult xrStringToPath(
    XrInstance          instance,
    const char*        pathString,
    XrPath*            path);
```

Parameter Descriptions

- **instance** is an instance previously created.
- **pathString** is the path name string to retrieve the associated **XrPath** for.
- **path** is the output parameter, which **must** point to an **XrPath**. Given a well-formed path name string, this will be populated with an opaque value that is constant for that path string during the lifetime of that instance.

xrStringToPath retrieves the **XrPath** value for a well-formed path string. If such a value had not yet been assigned by the runtime to the provided path string in this **XrInstance**, one **must** be assigned at this point. All calls to this function with the same **XrInstance** and path string **must** retrieve the same **XrPath** value. Upon failure, **xrStringToPath** **must** return an appropriate **XrResult**, and **may** set the output parameter to **XR_NULL_PATH**. See **Path Atom Type** for the conditions under which an error **may** be returned when this function is given a valid **XrInstance** and a well-formed path string.

If the runtime's resources are exhausted and it cannot create the path, a return value of **XR_ERROR_PATH_COUNT_EXCEEDED** **must** be returned. If the application specifies a string that is not a well-formed path string, **XR_ERROR_PATH_FORMAT_INVALID** **must** be returned.



A return value of **XR_SUCCESS** from **xrStringToPath** **may** not necessarily imply that the runtime has a component or other source of data that will be accessible through that semantic path. It only means that the path string supplied was well-formed and that the retrieved **XrPath** maps to the given path string within and during the lifetime of the **XrInstance** given.

Valid Usage (Implicit)

- **instance** **must** be a valid **XrInstance** handle
- **pathString** **must** be a null-terminated UTF-8 string
- **path** **must** be a pointer to an **XrPath** value

Return Codes

Success

- XR_SUCCESS

Failure

- XR_ERROR_VALIDATION_FAILURE
- XR_ERROR_RUNTIME_FAILURE
- XR_ERROR_HANDLE_INVALID
- XR_ERROR_INSTANCE_LOST
- XR_ERROR_PATH_FORMAT_INVALID
- XR_ERROR_PATH_COUNT_EXCEEDED

6.2.2. xrPathToString

```
// Provided by XR_VERSION_1_0
XrResult xrPathToString(
    XrInstance          instance,
    XrPath              path,
    uint32_t            bufferCapacityInput,
    uint32_t*           bufferCountOutput,
    char*               buffer);
```

Parameter Descriptions

- `instance` is an instance previously created.
- `path` is the valid `XrPath` value to retrieve the path string for.
- `bufferCapacityInput` is the capacity of the buffer, or 0 to indicate a request to retrieve the required capacity.
- `bufferCountOutput` is a pointer to the count of characters written to `buffer` (including the terminating `'\0'`), or a pointer to the required capacity in the case that `bufferCapacityInput` is insufficient.
- `buffer` is a pointer to an application-allocated buffer that will be filled with the semantic path string. It **can** be `NULL` if `bufferCapacityInput` is 0.
- See the [Buffer Size Parameters](#) section for a detailed description of retrieving the required `buffer` size.

`xrPathToString` retrieves the path name string associated with an `XrPath`, in the context of a given `XrInstance`, in the form of a `NULL` terminated string placed into a *caller-allocated* buffer. Since the mapping between a well-formed path name string and an `XrPath` is bijective, there will always be exactly one string for each valid `XrPath` value. This can be useful if the calling application receives an `XrPath` value that they had not previously retrieved via `xrStringToPath`. During the lifetime of the given `XrInstance`, the path name string retrieved by this function for a given valid `XrPath` will not change. For invalid paths, including `XR_NULL_PATH`, `XR_ERROR_PATH_INVALID` **must** be returned.

Valid Usage (Implicit)

- `instance` **must** be a valid `XrInstance` handle
- `bufferCountOutput` **must** be a pointer to a `uint32_t` value
- If `bufferCapacityInput` is not 0, `buffer` **must** be a pointer to an array of `bufferCapacityInput` char values

Return Codes

Success

- `XR_SUCCESS`

Failure

- `XR_ERROR_VALIDATION_FAILURE`
- `XR_ERROR_RUNTIME_FAILURE`
- `XR_ERROR_HANDLE_INVALID`
- `XR_ERROR_INSTANCE_LOST`
- `XR_ERROR_SIZE_INSUFFICIENT`
- `XR_ERROR_PATH_INVALID`

6.3. Reserved Paths

In order for some uses of semantic paths to work consistently across runtimes, it is necessary to standardize several paths and require each runtime to use the same paths or patterns of paths for certain classes of usage. Those paths are as follows.

6.3.1. /user paths

Some paths are used to refer to entities that are filling semantic roles in the system. These paths are all under the */user* subtree.

The reserved user paths are:

Reserved Semantic Paths

- */user/hand/left* represents the user's left hand. It might be tracked using a controller or other device in the user's left hand, or tracked without the user holding anything, e.g. using computer vision.
- */user/hand/right* represents the user's right hand in analog to the left hand.
- */user/head* represents inputs on the user's head, often from a device such as a head-mounted display. To reason about the user's head, see the `XR_REFERENCE_SPACE_TYPE_VIEW` reference space.
- */user/gamepad* is a two-handed gamepad device held by the user.
- */user/treadmill* is a treadmill or other locomotion-targeted input device.

Runtimes are not required to provide interaction at all of these paths. For instance, in a system with no

hand tracking, only `/user/head` would be active for interaction. In a system with only one controller, the runtime **may** provide access to that controller via either `/user/hand/left` or `/user/hand/right` as it deems appropriate.

The runtime **may** change the devices referred to by `/user/hand/left` and `/user/hand/right` at any time.

If more than two hand-held controllers or devices are active, the runtime **must** determine which two are accessible as `/user/hand/left` and `/user/hand/right`.

6.3.2. Input subpaths

Devices on the source side of the input system need to define paths for each component that can be bound to an action. This section describes the naming conventions for those input components. Runtimes **must** ignore input source paths that use identifiers and component names that do not appear in this specification or otherwise do not follow the pattern specified below.

Each input source path **must** match the following pattern:

- `.../input/<identifier>[_<location>][/<component>]`

Identifiers are often the label on the component or related to the type and location of the component.

When specifying a suggested binding there are several cases where the component part of the path can be determined automatically. See [Suggested Bindings](#) for more details.

See [Interaction Profiles](#) for examples of input subpaths.

Standard identifiers

- trackpad - A 2D input source that usually includes click and touch component.
- thumbstick - A small 2D joystick that is meant to be used with the user's thumb. These sometimes include click and/or touch components.
- joystick - A 2D joystick that is meant to be used with the user's entire hand, such as a flight stick. These generally do not have click component, but might have touch components.
- trigger - A 1D analog input component that returns to a rest state when the user stops interacting with it. These sometime include touch and/or click components.
- throttle - A 1D analog input component that remains in position when the user stops interacting with it.
- trackball - A 2D relative input source. These sometimes include click components.
- pedal - A 1D analog input component that is similar to a trigger but meant to be operated by a foot
- system - A button with the specialised meaning that it enables the user to access system-level functions and UI. Input data from system buttons is generally used internally by runtimes and **may** not be available to applications.
- dpad_up, dpad_down, dpad_left, and dpad_right - A set of buttons arranged in a plus shape.

- `diamond_up`, `diamond_down`, `diamond_left`, and `diamond_right` - Gamepads often have a set of four buttons arranged in a diamond shape. The labels on those buttons vary from gamepad to gamepad, but their arrangement is consistent. These names are used for the A/B/X/Y buttons on a Xbox controller, and the square/cross/circle/triangle button on a PlayStation controller.
- `a`, `b`, `x`, `y`, `start`, `home`, `end`, `select` - Standalone buttons are named for their physical labels. These are the standard identifiers for such buttons. Extensions **may** add new identifiers as detailed in the next section. Groups of four buttons in a diamond shape **should** use the diamond-prefix names above instead of using the labels on the buttons themselves.
- `volume_up`, `volume_down`, `mute_mic`, `play_pause`, `menu`, `view`, `back` - Some other standard controls are often identified by icons. These are their standard names.
- `thumbrest` - Some controllers have a place for the user to rest their thumb.
- `shoulder` - A button that is usually pressed with the index finger and is often positioned above a trigger.
- `squeeze` - An input source that indicates that the user is squeezing their fist closed. This could be a simple button or act more like a trigger. Sources with this identifier **should** either follow button or trigger conventions for their components.
- `wheel` - A steering wheel.
- `thumb_resting_surfaces` - Any surfaces that a thumb may naturally rest on. This may include, but is not limited to, face buttons, thumbstick, and thumbrest (Provided by `XR_VERSION_1_1`)
- `stylus` - Tip that can be used for writing or drawing. May be able to detect various pressure levels (Provided by `XR_VERSION_1_1`)
- `trigger_curl` - This sensor detects how pointed or curled the user's finger is on the trigger: 0 = fully pointed, 1 = finger flat on surface (Provided by `XR_VERSION_1_1`)
- `trigger_slide` - This sensor represents how far the user is sliding their index finger along the surface of the trigger: 0 = finger flat on the surface, 1 = finger fully drawn back (Provided by `XR_VERSION_1_1`)

Standard pose identifiers

Input sources whose orientation and/or position are tracked also expose pose identifiers.

Standard pose identifiers for tracked hands or motion controllers as represented by `/user/hand/left` and `/user/hand/right` are:

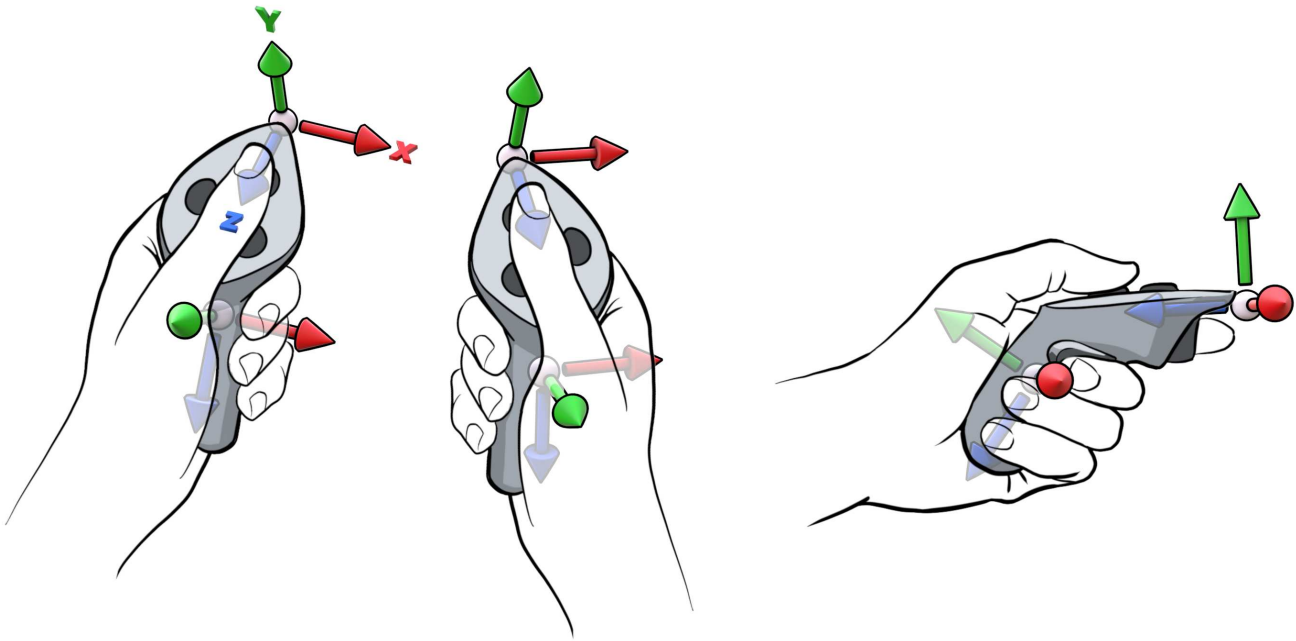


Figure 2. Example grip and aim poses for generic motion controllers

- grip - A pose that allows applications to reliably render a virtual object held in the user's hand, whether it is tracked directly or by a motion controller. The grip pose is defined as follows:
 - The grip position:
 - For tracked hands: The user's palm centroid when closing the fist, at the surface of the palm.
 - For handheld motion controllers: A fixed position within the controller that generally lines up with the palm centroid when held by a hand in a neutral position. This position should be adjusted left or right to center the position within the controller's grip.
 - The grip orientation's +X axis: When you completely open your hand to form a flat 5-finger pose, the ray that is normal to the user's palm (away from the palm in the left hand, into the palm in the right hand).
 - The grip orientation's -Z axis: When you close your hand partially (as if holding the controller), the ray that goes through the center of the tube formed by your non-thumb fingers, in the direction of little finger to thumb.
 - The grip orientation's +Y axis: orthogonal to +Z and +X using the right-hand rule.
- aim - A pose that allows applications to point in the world using the input source, according to the platform's conventions for aiming with that kind of source. The aim pose is defined as follows:
 - For tracked hands: The ray that follows platform conventions for how the user aims at objects in the world with their entire hand, with +Y up, +X to the right, and -Z forward. The ray chosen will be runtime-dependent, often a ray emerging from the hand at a target pointed by moving the forearm.

- For handheld motion controllers: The ray that follows platform conventions for how the user targets objects in the world with the motion controller, with +Y up, +X to the right, and -Z forward. This is usually for applications that are rendering a model matching the physical controller, as an application rendering a virtual object in the user's hand likely prefers to point based on the geometry of that virtual object. The ray chosen will be runtime-dependent, although this will often emerge from the frontmost tip of a motion controller.
- grip_surface - (Provided by XR_VERSION_1_1) A pose that allows applications to reliably anchor visual content relative to the user's physical hand, whether the user's hand is tracked directly or its position and orientation is inferred by a physical controller. The grip_surface pose is defined as follows:
 - The grip_surface position: The user's physical palm centroid, at the surface of the palm. For the avoidance of doubt, the palm does not include fingers.
 - The grip_surface orientation's +X axis: When a user is holding the controller and straightens their index fingers pointing forward, the ray that is normal (perpendicular) to the user's palm (away from the palm in the left hand, into the palm in the right hand).
 - The grip_surface orientation's -Z axis: When a user is holding the controller and straightens their index finger, the ray that is parallel to their finger's pointing direction.
 - The grip_surface orientation's +Y axis: orthogonal to +Z and +X using the right-hand rule.

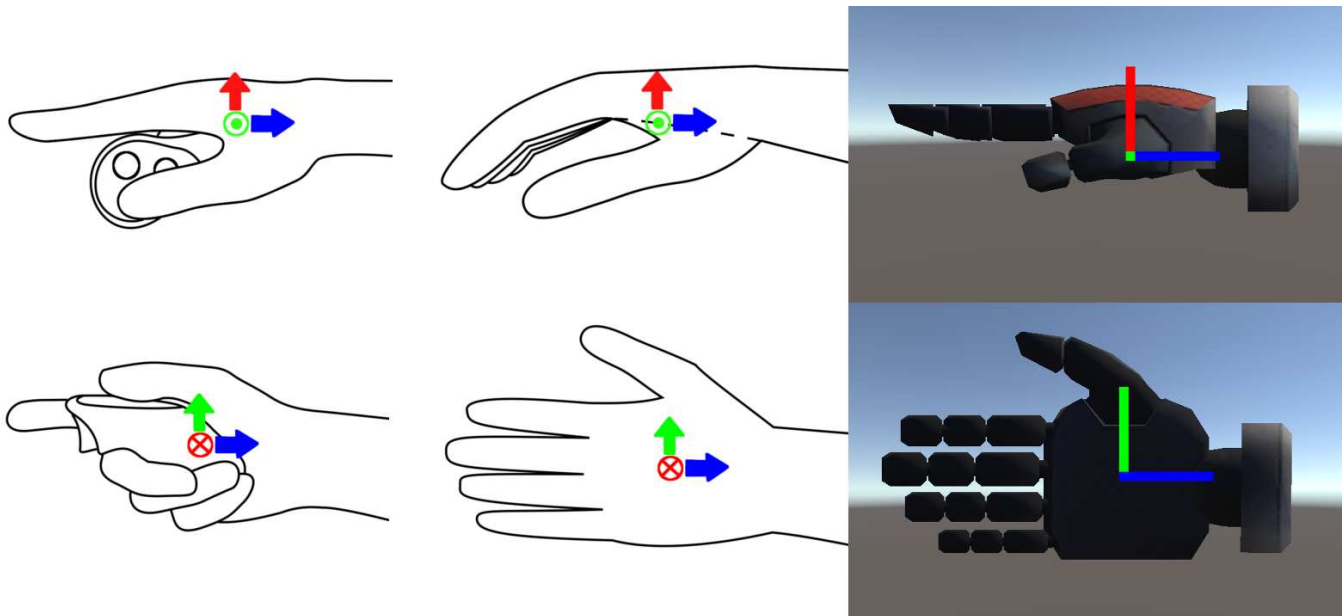


Figure 3. Example grip_surface pose for (from left to right) a generic motion controller, tracked hand, and a digital hand avatar. The X axis is depicted in red. The Y axis is depicted in green. The Z axis is depicted in blue.

Standard locations

When a single device contains multiple input sources that use the same identifier, a location suffix is added to create a unique identifier for that input source.

Standard locations are:

- left
- right
- left_upper
- left_lower
- right_upper
- right_lower
- upper
- lower

Standard components

Components are named for the specific boolean, scalar, or other value of the input source. Standard components are:

- click - A physical switch has been pressed by the user. This is valid for all buttons, and is common for trackpads, thumbsticks, triggers, and dpads. "click" components are always boolean.
- touch - The user has touched the input source. This is valid for all trackpads, and **may** be present for any other kind of input source if the device includes the necessary sensor. "touch" components are always boolean.
- force - A 1D scalar value that represents the user applying force to the input. It varies from 0 to 1, with 0 being the rest state. This is present for any input source with a force sensor.
- value - A 1D scalar value that varies from 0 to 1, with 0 being the rest state. This is present for triggers, throttles, and pedals. It **may** also be present for squeeze or other components.
- x, y - scalar components of 2D values. These vary in value from -1 to 1. These represent the 2D position of the input source with 0 being the rest state on each axis. -1 means all the way left for x axis or all the way down for y axis. +1 means all the way right for x axis or all the way up for y axis. x and y components are present for trackpads, thumbsticks, and joysticks.
- twist - Some sources, such as flight sticks, have a sensor that allows the user to twist the input left or right. For this component -1 means all the way left and 1 means all the way right.
- pose - The orientation and/or position of this input source. This component **may** exist for dedicated pose identifiers like grip and aim, or **may** be defined on other identifiers such as trackpad to let applications reason about the surface of that part.
- proximity - The user is in physical proximity of input source. This **may** be present for any kind of input source representing a physical component, such as a button, if the device includes the necessary sensor. The state of a "proximity" component **must** be `XR_TRUE` if the same input source is returning `XR_TRUE` for either a "touch" or any other component that implies physical contact. The runtime **may** return `XR_TRUE` for "proximity" when "touch" returns `XR_FALSE` which would indicate that the user is hovering just above, but not touching the input source in question. "proximity" components are always boolean. (Provided by `XR_VERSION_1_1`)

Output paths

Many devices also have subpaths for output features such as haptics. The runtime **must** ignore output component paths that do not follow the pattern:

- `.../output/<output_identifier>[_<location>]`

Standard output identifiers are:

- `haptic` - A haptic element like an LRA (Linear Resonant Actuator) or vibration motor
- `haptic_trigger` - A haptic element located in the trigger (Provided by `XR_VERSION_1_1`)
- `haptic_thumb` - A haptic element located in the resting place of the thumb, like under the touchpad (Provided by `XR_VERSION_1_1`)

Devices which contain multiple haptic elements with the same output identifier must use a location suffix as specified above.

6.3.3. Adding input sources via extensions

Extensions **may** enable input source path identifiers, output source path identifiers, and component names that are not included in the core specification, subject to the following conditions:

- EXT extensions **must** include the `_ext` suffix on any identifier or component name. E.g. `.../input/newidentifier_ext/newcomponent_ext`
- Vendor extensions **must** include the vendor's tag as a suffix on any identifier or component name. E.g. `.../input/newidentifier_vendor/newcomponent_vendor` (where "vendor" is replaced with the vendor's actual extension tag.)
- Khronos (KHR) extensions **may** add undecorated identifier or component names.

These rules are in place to prevent extensions from adding first class undecorated names that become defacto standards. Runtimes **must** ignore input source paths that do not follow the restrictions above.

Extensions **may** also add new location suffixes, and **may** do so by adding a new identifier and location combination using the appropriate suffix. E.g. `.../input/newidentifier_newlocation_ext`

6.4. Interaction Profile Paths

An interaction profile path identifies a collection of buttons and other input sources in a physical arrangement to allow applications and runtimes to coordinate action bindings.

Interaction profile paths are of the form:

- `/interaction_profiles/<vendor_name>/<type_name>`

6.4.1. Khronos Simple Controller Profile

Path: */interaction_profiles/khr/simple_controller*

Valid for user paths:

- */user/hand/left*
- */user/hand/right*

This interaction profile provides basic pose, button, and haptic support for applications with simple input needs. There is no hardware associated with the profile, and runtimes which support this profile **should** map the input paths provided to whatever the appropriate paths are on the actual hardware.

Supported component paths:

- *.../input/select/click*
- *.../input/menu/click*
- *.../input/grip/pose*
- *.../input/aim/pose*
- *.../output/haptic*

Note



When the runtime supports [XR_VERSION_1_1](#) and use of OpenXR 1.1 is requested by the application, this interaction profile **must** also support

- *.../input/grip_surface/pose*

Note



When the [XR_KHR_maintenance1](#) extension is available and enabled, this interaction profile **must** also support

- *.../input/grip_surface/pose*

6.4.2. Bytedance PICO Neo 3 controller Profile

(Provided by [XR_VERSION_1_1](#))

Path: */interaction_profiles/bytedance/pico_neo3_controller*

Valid for user paths:

- */user/hand/left*
- */user/hand/right*

This interaction profile represents the input sources and haptics on the Bytedance PICO Neo3 Controller.

- On /user/hand/left only:
 - *.../input/x/click*
 - *.../input/x/touch*
 - *.../input/y/click*
 - *.../input/y/touch*
- On /user/hand/right only:
 - *.../input/a/click*
 - *.../input/a/touch*
 - *.../input/b/click*
 - *.../input/b/touch*
- *.../input/menu/click*
- *.../input/system/click* (**may** not be available for application use)
- *.../input/trigger/click*
- *.../input/trigger/value*
- *.../input/trigger/touch*
- *.../input/thumbstick/y*
- *.../input/thumbstick/x*
- *.../input/thumbstick/click*
- *.../input/thumbstick/touch*
- *.../input/squeeze/click*
- *.../input/squeeze/value*
- *.../input/grip/pose*
- *.../input/aim/pose*
- *.../output/haptic*

Note



When the runtime supports [XR_VERSION_1_1](#) and use of OpenXR 1.1 is requested by the application, this interaction profile **must** also support

- *.../input/grip_surface/pose*



Note

When the `XR_KHR_maintenance1` extension is available and enabled, this interaction profile **must** also support

- `.../input/grip_surface/pose`

6.4.3. Bytedance PICO 4 controller Profile

(Provided by `XR_VERSION_1_1`)

Path: `/interaction_profiles/bytedance/pico4_controller`

Valid for user paths:

- `/user/hand/left`
- `/user/hand/right`

This interaction profile represents the input sources and haptics on the Bytedance PICO 4 Controller.

- On `/user/hand/left` only:
 - `.../input/x/click`
 - `.../input/x/touch`
 - `.../input/y/click`
 - `.../input/y/touch`
 - `.../input/menu/click`
- On `/user/hand/right` only:
 - `.../input/a/click`
 - `.../input/a/touch`
 - `.../input/b/click`
 - `.../input/b/touch`
- `.../input/system/click` (**may** not be available for application use)
- `.../input/trigger/click`
- `.../input/trigger/value`
- `.../input/trigger/touch`
- `.../input/thumbstick/y`
- `.../input/thumbstick/x`
- `.../input/thumbstick/click`
- `.../input/thumbstick/touch`

- *.../input/squeeze/click*
- *.../input/squeeze/value*
- *.../input/grip/pose*
- *.../input/aim/pose*
- *.../output/haptic*

Note



When the runtime supports [XR_VERSION_1_1](#) and use of OpenXR 1.1 is requested by the application, this interaction profile **must** also support

- *.../input/grip_surface/pose*

Note



When the [XR_KHR_maintenance1](#) extension is available and enabled, this interaction profile **must** also support

- *.../input/grip_surface/pose*

6.4.4. Bytedance PICO G3 controller Profile

(Provided by [XR_VERSION_1_1](#))

Path: */interaction_profiles/bytedance/pico_g3_controller*

Valid for user paths:

- */user/hand/left*
- */user/hand/right*

This interaction profile represents the input sources and haptics on the Bytedance PICO G3 Controller.

- *.../input/trigger/click*
- *.../input/trigger/value*
- *.../input/menu/click*
- *.../input/grip/pose*
- *.../input/aim/pose*
- *.../input/thumbstick*
- *.../input/thumbstick/click*

Note



When the runtime supports [XR_VERSION_1_1](#) and use of OpenXR 1.1 is requested by the application, this interaction profile **must** also support

- *.../input/grip_surface/pose*

Note



When the [XR_KHR_maintenance1](#) extension is available and enabled, this interaction profile **must** also support

- *.../input/grip_surface/pose*

Note



When designing suggested bindings for this interaction profile, you **may** suggest bindings for both */user/hand/left* and */user/hand/right*. However, only one of them will be active at a given time, so do not design interactions that require simultaneous use of both hands.

6.4.5. Google Daydream Controller Profile

Path: */interaction_profiles/google/daydream_controller*

Valid for user paths:

- */user/hand/left*
- */user/hand/right*

This interaction profile represents the input sources on the Google Daydream Controller.

Supported component paths:

- *.../input/select/click*
- *.../input/trackpad/x*
- *.../input/trackpad/y*
- *.../input/trackpad/click*
- *.../input/trackpad/touch*
- *.../input/grip/pose*
- *.../input/aim/pose*



Note

When the runtime supports [XR_VERSION_1_1](#) and use of OpenXR 1.1 is requested by the application, this interaction profile **must** also support

- *.../input/grip_surface/pose*



Note

When the [XR_KHR_maintenance1](#) extension is available and enabled, this interaction profile **must** also support

- *.../input/grip_surface/pose*

6.4.6. HP Mixed Reality Motion Controller Profile

(Provided by [XR_VERSION_1_1](#))

Path: */interaction_profiles/hp/mixed_reality_controller*

Valid for user paths:

- */user/hand/left*
- */user/hand/right*

This interaction profile represents the input sources and haptics on the HP Mixed Reality Motion Controller.

- On */user/hand/left* only:
 - *.../input/x/click*
 - *.../input/y/click*
- On */user/hand/right* only:
 - *.../input/a/click*
 - *.../input/b/click*
- *.../input/menu/click*
- *.../input/squeeze/value*
- *.../input/trigger/value*
- *.../input/thumbstick/x*
- *.../input/thumbstick/y*
- *.../input/thumbstick/click*
- *.../input/grip/pose*
- *.../input/aim/pose*

- *.../output/haptic*



Note

When the runtime supports [XR_VERSION_1_1](#) and use of OpenXR 1.1 is requested by the application, this interaction profile **must** also support

- *.../input/grip_surface/pose*



Note

When the [XR_KHR_maintenance1](#) extension is available and enabled, this interaction profile **must** also support

- *.../input/grip_surface/pose*

6.4.7. HTC Vive Controller Profile

Path: */interaction_profiles/htc/vive_controller*

Valid for user paths:

- */user/hand/left*
- */user/hand/right*

This interaction profile represents the input sources and haptics on the Vive Controller.

Supported component paths:

- *.../input/system/click* (**may** not be available for application use)
- *.../input/squeeze/click*
- *.../input/menu/click*
- *.../input/trigger/click*
- *.../input/trigger/value*
- *.../input/trackpad/x*
- *.../input/trackpad/y*
- *.../input/trackpad/click*
- *.../input/trackpad/touch*
- *.../input/grip/pose*
- *.../input/aim/pose*
- *.../output/haptic*



Note

When the runtime supports [XR_VERSION_1_1](#) and use of OpenXR 1.1 is requested by the application, this interaction profile **must** also support

- *.../input/grip_surface/pose*



Note

When the [XR_KHR_maintenance1](#) extension is available and enabled, this interaction profile **must** also support

- *.../input/grip_surface/pose*

6.4.8. HTC Vive Cosmos Controller Profile

(Provided by [XR_VERSION_1_1](#))

Path: */interaction_profiles/htc/vive_cosmos_controller*

Valid for user paths:

- */user/hand/left*
- */user/hand/right*

This interaction profile represents the input sources and haptics on the Vive Cosmos Controller.

Supported component paths:

- On */user/hand/left* only:
 - *.../input/x/click*
 - *.../input/y/click*
 - *.../input/menu/click*
- On */user/hand/right* only:
 - *.../input/a/click*
 - *.../input/b/click*
 - *.../input/system/click* (**may** not be available for application use)
- *.../input/shoulder/click*
- *.../input/squeeze/click*
- *.../input/trigger/click*
- *.../input/trigger/value*
- *.../input/thumbstick/x*

- *.../input/thumbstick/y*
- *.../input/thumbstick/click*
- *.../input/thumbstick/touch*
- *.../input/grip/pose*
- *.../input/aim/pose*
- *.../output/haptic*

Note



When the runtime supports [XR_VERSION_1_1](#) and use of OpenXR 1.1 is requested by the application, this interaction profile **must** also support

- *.../input/grip_surface/pose*

Note



When the [XR_KHR_maintenance1](#) extension is available and enabled, this interaction profile **must** also support

- *.../input/grip_surface/pose*

6.4.9. HTC Vive Focus 3 Controller Profile

(Provided by [XR_VERSION_1_1](#))

Path: */interaction_profiles/htc/vive_focus3_controller*

Valid for user paths:

- */user/hand/left*
- */user/hand/right*

This interaction profile represents the input sources and haptics on the Vive Focus 3 Controller.

- On */user/hand/left* only:
 - *.../input/x/click*
 - *.../input/y/click*
 - *.../input/menu/click*
- On */user/hand/right* only:
 - *.../input/a/click*
 - *.../input/b/click*
 - *.../input/system/click* (**may** not be available for application use)

- *.../input/squeeze/click*
- *.../input/squeeze/touch*
- *.../input/squeeze/value*
- *.../input/trigger/click*
- *.../input/trigger/touch*
- *.../input/trigger/value*
- *.../input/thumbstick/x*
- *.../input/thumbstick/y*
- *.../input/thumbstick/click*
- *.../input/thumbstick/touch*
- *.../input/thumbrest/touch*
- *.../input/grip/pose*
- *.../input/aim/pose*
- *.../output/haptic*

Note



When the runtime supports [XR_VERSION_1_1](#) and use of OpenXR 1.1 is requested by the application, this interaction profile **must** also support

- *.../input/grip_surface/pose*

Note



When the [XR_KHR_maintenance1](#) extension is available and enabled, this interaction profile **must** also support

- *.../input/grip_surface/pose*

6.4.10. HTC Vive Pro Profile

Path: */interaction_profiles/htc/vive_pro*

Valid for user paths:

- */user/head*

This interaction profile represents the input sources on the Vive Pro headset.

Supported component paths:

- *.../input/system/click* (**may** not be available for application use)

- *.../input/volume_up/click*
- *.../input/volume_down/click*
- *.../input/mute_mic/click*

6.4.11. Magic Leap 2 Controller Profile

(Provided by `XR_VERSION_1_1`)

Path: */interaction_profiles/ml/ml2_controller*

Valid for user paths:

- */user/hand/left*
- */user/hand/right*

This interaction profile represents the input sources and haptics on the Magic Leap 2 controller.

Supported component paths:

- *.../input/menu/click*
- *.../input/home/click* (**may** not be available for application use)
- *.../input/trigger/click*
- *.../input/trigger/value*
- *.../input/trackpad/y*
- *.../input/trackpad/x*
- *.../input/trackpad/click*
- *.../input/trackpad/force*
- *.../input/trackpad/touch*
- *.../input/aim/pose*
- *.../input/grip/pose*
- *.../input/shoulder/click*
- *.../output/haptic*

Note



When the runtime supports `XR_VERSION_1_1` and use of OpenXR 1.1 is requested by the application, this interaction profile **must** also support

- *.../input/grip_surface/pose*



Note

When the [XR_KHR_maintenance1](#) extension is available and enabled, this interaction profile **must** also support

- *.../input/grip_surface/pose*

6.4.12. Microsoft Mixed Reality Motion Controller Profile

Path: */interaction_profiles/microsoft/motion_controller*

Valid for user paths:

- */user/hand/left*
- */user/hand/right*

This interaction profile represents the input sources and haptics on the Microsoft Mixed Reality Controller.

Supported component paths:

- *.../input/menu/click*
- *.../input/squeeze/click*
- *.../input/trigger/value*
- *.../input/thumbstick/x*
- *.../input/thumbstick/y*
- *.../input/thumbstick/click*
- *.../input/trackpad/x*
- *.../input/trackpad/y*
- *.../input/trackpad/click*
- *.../input/trackpad/touch*
- *.../input/grip/pose*
- *.../input/aim/pose*
- *.../output/haptic*

Note



When the runtime supports [XR_VERSION_1_1](#) and use of OpenXR 1.1 is requested by the application, this interaction profile **must** also support

- *.../input/grip_surface/pose*



Note

When the [XR_KHR_maintenance1](#) extension is available and enabled, this interaction profile **must** also support

- *.../input/grip_surface/pose*

6.4.13. Microsoft Xbox Controller Profile

Path: */interaction_profiles/microsoft/xbox_controller*

Valid for user paths:

- */user/gamepad*

This interaction profile represents the input sources and haptics on the Microsoft Xbox Controller.

Supported component paths:

- *.../input/menu/click*
- *.../input/view/click*
- *.../input/a/click*
- *.../input/b/click*
- *.../input/x/click*
- *.../input/y/click*
- *.../input/dpad_down/click*
- *.../input/dpad_right/click*
- *.../input/dpad_up/click*
- *.../input/dpad_left/click*
- *.../input/shoulder_left/click*
- *.../input/shoulder_right/click*
- *.../input/thumbstick_left/click*
- *.../input/thumbstick_right/click*
- *.../input/trigger_left/value*
- *.../input/trigger_right/value*
- *.../input/thumbstick_left/x*
- *.../input/thumbstick_left/y*
- *.../input/thumbstick_right/x*
- *.../input/thumbstick_right/y*

- *.../output/haptic_left*
- *.../output/haptic_right*
- *.../output/haptic_left_trigger*
- *.../output/haptic_right_trigger*

6.4.14. Oculus Go Controller Profile

Path: */interaction_profiles/oculus/go_controller*

Valid for user paths:

- */user/hand/left*
- */user/hand/right*

This interaction profile represents the input sources on the Oculus Go controller.

Supported component paths:

- *.../input/system/click* (**may** not be available for application use)
- *.../input/trigger/click*
- *.../input/back/click*
- *.../input/trackpad/x*
- *.../input/trackpad/y*
- *.../input/trackpad/click*
- *.../input/trackpad/touch*
- *.../input/grip/pose*
- *.../input/aim/pose*

Note



When the runtime supports [XR_VERSION_1_1](#) and use of OpenXR 1.1 is requested by the application, this interaction profile **must** also support

- *.../input/grip_surface/pose*

Note



When the [XR_KHR_maintenance1](#) extension is available and enabled, this interaction profile **must** also support

- *.../input/grip_surface/pose*

6.4.15. Oculus Touch Controller Profile

Path: */interaction_profiles/oculus/touch_controller*

Valid for user paths:

- */user/hand/left*
- */user/hand/right*

This interaction profile represents the input sources and haptics on the Oculus Touch controller.

Supported component paths:

- On */user/hand/left* only:
 - *.../input/x/click*
 - *.../input/x/touch*
 - *.../input/y/click*
 - *.../input/y/touch*
 - *.../input/menu/click*
- On */user/hand/right* only:
 - *.../input/a/click*
 - *.../input/a/touch*
 - *.../input/b/click*
 - *.../input/b/touch*
 - *.../input/system/click* (**may** not be available for application use)
- *.../input/squeeze/value*
- *.../input/trigger/value*
- *.../input/trigger/touch*
- *.../input/trigger/proximity* (Provided by XR_VERSION_1_1)
- *.../input/thumb_resting_surfaces/proximity* (Provided by XR_VERSION_1_1)
- *.../input/thumbstick/x*
- *.../input/thumbstick/y*
- *.../input/thumbstick/click*
- *.../input/thumbstick/touch*
- *.../input/thumbrest/touch*
- *.../input/grip/pose*
- *.../input/aim/pose*

- *.../output/haptic*



Note

When the runtime supports [XR_VERSION_1_1](#) and use of OpenXR 1.1 is requested by the application, this interaction profile **must** also support

- *.../input/grip_surface/pose*



Note

When the [XR_KHR_maintenance1](#) extension is available and enabled, this interaction profile **must** also support

- *.../input/grip_surface/pose*

6.4.16. Meta Touch Pro Controller Profile

(Provided by [XR_VERSION_1_1](#))

Path: */interaction_profiles/meta/touch_pro_controller*

Valid for user paths:

- */user/hand/left*
- */user/hand/right*

This interaction profile represents the input sources and haptics on the Meta Touch Pro controller.

Supported component paths:

- On */user/hand/left* only:
 - *.../input/x/click*
 - *.../input/x/touch*
 - *.../input/y/click*
 - *.../input/y/touch*
 - *.../input/menu/click*
- On */user/hand/right* only:
 - *.../input/a/click*
 - *.../input/a/touch*
 - *.../input/b/click*
 - *.../input/b/touch*
 - *.../input/system/click* (**may** not be available for application use)

- *.../input/squeeze/value*
- *.../input/trigger/value*
- *.../input/trigger/touch*
- *.../input/trigger/proximity*
- *.../input/trigger_curl/value*
- *.../input/trigger_slide/value*
- *.../input/thumb_resting_surfaces/proximity*
- *.../input/thumbstick/x*
- *.../input/thumbstick/y*
- *.../input/thumbstick/click*
- *.../input/thumbstick/touch*
- *.../input/thumbrest/touch*
- *.../input/thumbrest/force*
- *.../input/stylus/force*
- *.../input/grip/pose*
- *.../input/aim/pose*
- *.../output/haptic*
- *.../output/haptic_trigger*
- *.../output/haptic_thumb*

Note



When the runtime supports [XR_VERSION_1_1](#) and use of OpenXR 1.1 is requested by the application, this interaction profile **must** also support

- *.../input/grip_surface/pose*

Note



When the [XR_KHR_maintenance1](#) extension is available and enabled, this interaction profile **must** also support

- *.../input/grip_surface/pose*

6.4.17. Meta Touch Plus Controller Profile

(Provided by [XR_VERSION_1_1](#))

Path: */interaction_profiles/meta/touch_plus_controller*

Valid for user paths:

- */user/hand/left*
- */user/hand/right*

This interaction profile represents the input sources and haptics on the Meta Touch Plus controller.

Supported component paths:

- On */user/hand/left* only:
 - *.../input/x/click*
 - *.../input/x/touch*
 - *.../input/y/click*
 - *.../input/y/touch*
 - *.../input/menu/click*
- On */user/hand/right* only:
 - *.../input/a/click*
 - *.../input/a/touch*
 - *.../input/b/click*
 - *.../input/b/touch*
 - *.../input/system/click* (**may** not be available for application use)
- *.../input/squeeze/value*
- *.../input/trigger/value*
- *.../input/trigger/touch*
- *.../input/trigger/force*
- *.../input/trigger/proximity*
- *.../input/trigger_curl/value*
- *.../input/trigger_slide/value*
- *.../input/thumb_resting_surfaces/proximity*
- *.../input/thumbstick/x*
- *.../input/thumbstick/y*
- *.../input/thumbstick/click*
- *.../input/thumbstick/touch*
- *.../input/thumbrest/touch*
- *.../input/grip/pose*

- *.../input/aim/pose*
- *.../output/haptic*

Note



When the runtime supports [XR_VERSION_1_1](#) and use of OpenXR 1.1 is requested by the application, this interaction profile **must** also support

- *.../input/grip_surface/pose*

Note



When the [XR_KHR_maintenance1](#) extension is available and enabled, this interaction profile **must** also support

- *.../input/grip_surface/pose*

6.4.18. Meta Touch Controller (Rift CV1) Profile

(Provided by [XR_VERSION_1_1](#))

Path: */interaction_profiles/meta/touch_controller_rift_cv1*

Valid for user paths:

- */user/hand/left*
- */user/hand/right*

This interaction profile represents the input sources and haptics on the Oculus Touch controller and is a legacy profile added to specifically represent the controller shipped with the Rift CV1.

Supported component paths:

- On */user/hand/left* only:
 - *.../input/x/click*
 - *.../input/x/touch*
 - *.../input/y/click*
 - *.../input/y/touch*
 - *.../input/menu/click*
- On */user/hand/right* only:
 - *.../input/a/click*
 - *.../input/a/touch*
 - *.../input/b/click*

- *.../input/b/touch*
- *.../input/system/click* (**may** not be available for application use)
- *.../input/squeeze/value*
- *.../input/trigger/value*
- *.../input/trigger/touch*
- *.../input/trigger/proximity*
- *.../input/thumb_resting_surfaces/proximity*
- *.../input/thumbstick/x*
- *.../input/thumbstick/y*
- *.../input/thumbstick/click*
- *.../input/thumbstick/touch*
- *.../input/thumbrest/touch*
- *.../input/grip/pose*
- *.../input/aim/pose*
- *.../output/haptic*

Note



When the runtime supports [XR_VERSION_1_1](#) and use of OpenXR 1.1 is requested by the application, this interaction profile **must** also support

- *.../input/grip_surface/pose*

Note



When the [XR_KHR_maintenance1](#) extension is available and enabled, this interaction profile **must** also support

- *.../input/grip_surface/pose*

6.4.19. Meta Touch Controller (Rift S / Quest 1) Profile

(Provided by [XR_VERSION_1_1](#))

Path: */interaction_profiles/meta/touch_controller_quest_1_rift_s*

Valid for user paths:

- */user/hand/left*
- */user/hand/right*

This interaction profile represents the input sources and haptics on the Oculus Touch controller and is a legacy profile added to specifically represent the controller shipped with the Rift S and Quest 1.

Supported component paths:

- On */user/hand/left* only:
 - *.../input/x/click*
 - *.../input/x/touch*
 - *.../input/y/click*
 - *.../input/y/touch*
 - *.../input/menu/click*
- On */user/hand/right* only:
 - *.../input/a/click*
 - *.../input/a/touch*
 - *.../input/b/click*
 - *.../input/b/touch*
 - *.../input/system/click* (**may** not be available for application use)
- *.../input/squeeze/value*
- *.../input/trigger/value*
- *.../input/trigger/touch*
- *.../input/trigger/proximity*
- *.../input/thumb_resting_surfaces/proximity*
- *.../input/thumbstick/x*
- *.../input/thumbstick/y*
- *.../input/thumbstick/click*
- *.../input/thumbstick/touch*
- *.../input/grip/pose*
- *.../input/aim/pose*
- *.../output/haptic*

Note



When the runtime supports [XR_VERSION_1_1](#) and use of OpenXR 1.1 is requested by the application, this interaction profile **must** also support

- *.../input/grip_surface/pose*



Note

When the `XR_KHR_maintenance1` extension is available and enabled, this interaction profile **must** also support

- `.../input/grip_surface/pose`

6.4.20. Meta Touch Controller (Quest 2) Profile

(Provided by `XR_VERSION_1_1`)

Path: `/interaction_profiles/meta/touch_controller_quest_2`

Valid for user paths:

- `/user/hand/left`
- `/user/hand/right`

This interaction profile represents the input sources and haptics on the Oculus Touch controller and is a legacy profile added to specifically represent the controller shipped with the Quest 2.

Supported component paths:

- On `/user/hand/left` only:
 - `.../input/x/click`
 - `.../input/x/touch`
 - `.../input/y/click`
 - `.../input/y/touch`
 - `.../input/menu/click`
- On `/user/hand/right` only:
 - `.../input/a/click`
 - `.../input/a/touch`
 - `.../input/b/click`
 - `.../input/b/touch`
 - `.../input/system/click` (**may** not be available for application use)
- `.../input/squeeze/value`
- `.../input/trigger/value`
- `.../input/trigger/touch`
- `.../input/trigger/proximity`
- `.../input/thumb_resting_surfaces/proximity`

- *.../input/thumbstick/x*
- *.../input/thumbstick/y*
- *.../input/thumbstick/click*
- *.../input/thumbstick/touch*
- *.../input/thumbrest/touch*
- *.../input/grip/pose*
- *.../input/aim/pose*
- *.../output/haptic*

Note



When the runtime supports [XR_VERSION_1_1](#) and use of OpenXR 1.1 is requested by the application, this interaction profile **must** also support

- *.../input/grip_surface/pose*

Note



When the [XR_KHR_maintenance1](#) extension is available and enabled, this interaction profile **must** also support

- *.../input/grip_surface/pose*

6.4.21. Samsung Odyssey Controller Profile

(Provided by [XR_VERSION_1_1](#))

Path: */interaction_profiles/samsung/odyssey_controller*

Valid for user paths:

- */user/hand/left*
- */user/hand/right*

This interaction profile represents the input sources and haptics on the Samsung Odyssey Controller. It is exactly the same, with the exception of the name of the interaction profile, as the Microsoft Mixed Reality Controller interaction profile. It enables the application to differentiate the newer form factor of motion controller released with the Samsung Odyssey headset. It enables the application to customize the appearance and experience of the controller differently from the original [mixed reality motion controller](#).

Supported component paths:

- *.../input/menu/click*

- *.../input/squeeze/click*
- *.../input/trigger/value*
- *.../input/thumbstick/x*
- *.../input/thumbstick/y*
- *.../input/thumbstick/click*
- *.../input/trackpad/x*
- *.../input/trackpad/y*
- *.../input/trackpad/click*
- *.../input/trackpad/touch*
- *.../input/grip/pose*
- *.../input/aim/pose*
- *.../output/haptic*

Note



When the runtime supports [XR_VERSION_1_1](#) and use of OpenXR 1.1 is requested by the application, this interaction profile **must** also support

- *.../input/grip_surface/pose*

Note



When the [XR_KHR_maintenance1](#) extension is available and enabled, this interaction profile **must** also support

- *.../input/grip_surface/pose*

6.4.22. Valve Index Controller Profile

Path: */interaction_profiles/valve/index_controller*

Valid for user paths:

- */user/hand/left*
- */user/hand/right*

This interaction profile represents the input sources and haptics on the Valve Index controller.

Supported component paths:

- *.../input/system/click* (**may** not be available for application use)
- *.../input/system/touch* (**may** not be available for application use)

- *.../input/a/click*
- *.../input/a/touch*
- *.../input/b/click*
- *.../input/b/touch*
- *.../input/squeeze/value*
- *.../input/squeeze/force*
- *.../input/trigger/click*
- *.../input/trigger/value*
- *.../input/trigger/touch*
- *.../input/thumbstick/x*
- *.../input/thumbstick/y*
- *.../input/thumbstick/click*
- *.../input/thumbstick/touch*
- *.../input/trackpad/x*
- *.../input/trackpad/y*
- *.../input/trackpad/force*
- *.../input/trackpad/touch*
- *.../input/grip/pose*
- *.../input/aim/pose*
- *.../output/haptic*

Note



When the runtime supports [XR_VERSION_1_1](#) and use of OpenXR 1.1 is requested by the application, this interaction profile **must** also support

- *.../input/grip_surface/pose*

Note



When the [XR_KHR_maintenance1](#) extension is available and enabled, this interaction profile **must** also support

- *.../input/grip_surface/pose*

Chapter 7. Spaces

Across both virtual reality and augmented reality, XR applications have a core need to map the location of virtual objects to the corresponding real-world locations where they will be rendered. **Spaces** allow applications to explicitly create and specify the frames of reference in which they choose to track the real world, and then determine how those frames of reference move relative to one another over time.

```
XR_DEFINE_HANDLE(XrSpace)
```

Spaces are represented by [XrSpace](#) handles, which the application creates and then uses in API calls. Whenever an application calls a function that returns coordinates, it provides an [XrSpace](#) to specify the frame of reference in which those coordinates will be expressed. Similarly, when providing coordinates to a function, the application specifies which [XrSpace](#) the runtime should use to interpret those coordinates.

OpenXR defines a set of well-known **reference spaces** that applications use to bootstrap their spatial reasoning. These reference spaces are: [VIEW](#), [LOCAL](#), [LOCAL_FLOOR](#), and [STAGE](#). Each reference space has a well-defined meaning, which establishes where its origin is positioned and how its axes are oriented.

Runtimes whose tracking systems improve their understanding of the world over time **may** track spaces independently. For example, even though a [LOCAL space](#) and a [STAGE space](#) each map their origin to a static position in the world, a runtime with an inside-out tracking system **may** introduce slight adjustments to the origin of each space on a continuous basis to keep each origin in place.

Beyond well-known reference spaces, runtimes expose other independently-tracked spaces, such as a pose action space that tracks the pose of a motion controller over time.

When one or both spaces are tracking a dynamic object, passing in an updated time to [xrLocateSpace](#) each frame will result in an updated relative pose. For example, the location of the left hand's pose action space in the [STAGE](#) reference space will change each frame as the user's hand moves relative to the stage's predefined origin on the floor. In other XR APIs, it is common to report the "pose" of an object relative to some presumed underlying global space. This API is careful to not explicitly define such an underlying global space, because it does not apply to all systems. Some systems will support no [STAGE space](#), while others may support a [STAGE space](#) that switches between various physical stages with dynamic availability. To satisfy this wide variability, "poses" are always described as the relationship between two spaces.

Some devices improve their understanding of the world as the device is used. The location returned by [xrLocateSpace](#) in later frames **may** change over time, even for spaces that track static objects, as either the target space or base space adjusts its origin.

Composition layers submitted by the application include an [XrSpace](#) for the runtime to use to position that layer over time. Composition layers whose [XrSpace](#) is relative to the [VIEW](#) reference space are

implicitly "head-locked", even if they may not be "display-locked" for non-head-mounted form factors.

7.1. Reference Spaces

The `XrReferenceSpaceType` enumeration is defined as:

```
typedef enum XrReferenceSpaceType {
    XR_REFERENCE_SPACE_TYPE_VIEW = 1,
    XR_REFERENCE_SPACE_TYPE_LOCAL = 2,
    XR_REFERENCE_SPACE_TYPE_STAGE = 3,
    // Provided by XR_VERSION_1_1
    XR_REFERENCE_SPACE_TYPE_LOCAL_FLOOR = 1000426000,
    XR_REFERENCE_SPACE_TYPE_MAX_ENUM = 0x7FFFFFFF
} XrReferenceSpaceType;
```

Brief introductions to core reference space types follow. Each has full requirements in a subsequent section, linked from these descriptions.

Enumerant Descriptions

- `XR_REFERENCE_SPACE_TYPE_VIEW`. The `VIEW` reference space tracks the view origin used to generate view transforms for the primary viewer (or centroid of view origins if stereo), with +Y up, +X to the right, and -Z forward. This space points in the forward direction for the viewer without incorporating the user's eye orientation, and is not gravity-aligned.

Runtimes **must** support `VIEW` reference space.

- `XR_REFERENCE_SPACE_TYPE_LOCAL`. The `LOCAL` reference space establishes a world-locked origin, gravity-aligned to exclude pitch and roll, with +Y up, +X to the right, and -Z forward. This space locks in both its initial position and orientation, which the runtime **may** define to be either the initial position at application launch or some other calibrated zero position.

Runtimes **must** support `LOCAL` reference space.

- `XR_REFERENCE_SPACE_TYPE_STAGE`. The `STAGE` reference space is a runtime-defined flat, rectangular space that is empty and can be walked around on. The origin is on the floor at the center of the rectangle, with +Y up, and the X and Z axes aligned with the rectangle edges. The runtime **may** not be able to locate spaces relative to the `STAGE` reference space if the user has not yet defined one within the runtime-specific UI. Applications **can** use `xrGetReferenceSpaceBoundsRect` to determine the extents of the `STAGE` reference space's XZ bounds rectangle, if defined.

Support for the `STAGE` reference space is **optional**.

- `XR_REFERENCE_SPACE_TYPE_LOCAL_FLOOR` (provided by `XR_VERSION_1_1`) Similar to `LOCAL` space, the `LOCAL_FLOOR` reference space establishes a world-locked origin, gravity-aligned to exclude pitch and roll, with +Y up, +X to the right, and -Z forward. However, the origin of this space is defined to be on an estimate of the floor level.

Runtimes **must** support `LOCAL_FLOOR` reference space.

An `XrSpace` handle for a reference space is created using `xrCreateReferenceSpace`, by specifying the chosen reference space type and a pose within the natural reference frame defined for that reference space type.

Runtimes implement well-known reference spaces from `XrReferenceSpaceType` if they support tracking of that kind. Available reference space types are indicated by `xrEnumerateReferenceSpaces`. Note that other spaces can be created as well, such as pose action spaces created by `xrCreateActionSpace`, which are not enumerated by that API.

7.1.1. View Reference Space

The `XR_REFERENCE_SPACE_TYPE_VIEW` or `VIEW` reference space tracks the view origin used to generate view

transforms for the primary viewer (or centroid of view origins if stereo), with +Y up, +X to the right, and -Z forward. This space points in the forward direction for the viewer without incorporating the user's eye orientation, and is not gravity-aligned.

The **VIEW space** is primarily useful when projecting from the user's perspective into another space to obtain a targeting ray, or when rendering small head-locked content such as a reticle. Content rendered in the **VIEW space** will stay at a fixed point on head-mounted displays and may be uncomfortable to view if too large. To obtain the ideal view and projection transforms to use each frame for rendering world content, applications should call `xrLocateViews` instead of using this space.

7.1.2. Local Reference Space

The `XR_REFERENCE_SPACE_TYPE_LOCAL` or **LOCAL** reference space establishes a world-locked origin, gravity-aligned to exclude pitch and roll, with +Y up, +X to the right, and -Z forward. This space locks in both its initial position and orientation, which the runtime **may** define to be either the initial position at application launch or some other calibrated zero position.

When a user needs to recenter the **LOCAL space**, a runtime **may** offer some system-level recentering interaction that is transparent to the application, but which causes the current leveled head space to become the new **LOCAL** space. When such a recentering occurs, the runtime **must** queue the `XrEventDataReferenceSpaceChangePending` event, with the recentered **LOCAL** space origin only taking effect for `xrLocateSpace` or `xrLocateViews` calls whose `XrTime` parameter is greater than or equal to the `XrEventDataReferenceSpaceChangePending::changeTime` in that event.

When views, controllers or other spaces experience tracking loss relative to the **LOCAL space**, runtimes **should** continue to provide inferred or last-known `position` and `orientation` values. These inferred poses can, for example, be based on neck model updates, inertial dead reckoning, or a last-known position, so long as it is still reasonable for the application to use that pose. While a runtime is providing position data, it **must** continue to set `XR_SPACE_LOCATION_POSITION_VALID_BIT` and `XR_VIEW_STATE_POSITION_VALID_BIT` but it **can** clear `XR_SPACE_LOCATION_POSITION_TRACKED_BIT` and `XR_VIEW_STATE_POSITION_TRACKED_BIT` to indicate that the position is inferred or last-known in this way.

When tracking is recovered, runtimes **should** snap the pose of other spaces back into position relative to the original origin of **LOCAL space**.

7.1.3. Stage Reference Space

The **STAGE** reference space is a runtime-defined flat, rectangular space that is empty and can be walked around on. The origin is on the floor at the center of the rectangle, with +Y up, and the X and Z axes aligned with the rectangle edges. The runtime **may** not be able to locate spaces relative to the **STAGE** reference space if the user has not yet defined one within the runtime-specific UI. Applications **can** use `xrGetReferenceSpaceBoundsRect` to determine the extents of the **STAGE** reference space's XZ bounds rectangle, if defined.

The **STAGE space** is useful when an application needs to render **standing-scale** content (no bounds) or **room-scale** content (with bounds) that is relative to the physical floor.

When the user redefines the origin or bounds of the current **STAGE space**, or the runtime otherwise switches to a new **STAGE** space definition, the runtime **must** queue the `XrEventDataReferenceSpaceChangePending` event, with the new **STAGE** space origin only taking effect for `xrLocateSpace` or `xrLocateViews` calls whose `XrTime` parameter is greater than or equal to the `XrEventDataReferenceSpaceChangePending::changeTime` in that event.

When views, controllers, or other spaces experience tracking loss relative to the **STAGE space**, runtimes **should** continue to provide inferred or last-known **position** and **orientation** values. These inferred poses can, for example, be based on neck model updates, inertial dead reckoning, or a last-known position, so long as it is still reasonable for the application to use that pose. While a runtime is providing position data, it **must** continue to set `XR_SPACE_LOCATION_POSITION_VALID_BIT` and `XR_VIEW_STATE_POSITION_VALID_BIT` but it **can** clear `XR_SPACE_LOCATION_POSITION_TRACKED_BIT` and `XR_VIEW_STATE_POSITION_TRACKED_BIT` to indicate that the position is inferred or last-known in this way. When tracking is recovered, runtimes **should** snap the pose of other spaces back into position relative to the original origin of the **STAGE space**.

7.1.4. Local Floor Reference Space

Local floor reference space, indicated by `XR_REFERENCE_SPACE_TYPE_LOCAL_FLOOR`, is closely related to the **LOCAL** reference space. It always aligns with the **LOCAL space**, and matches it in X and Z position. However, unlike the **LOCAL** space, the **LOCAL_FLOOR** space has its Y axis origin on the runtime's best estimate of the floor level under the origin of the **LOCAL** space.

The location of the origin of the **LOCAL_FLOOR** space **must** match the **LOCAL space** in the X and Z coordinates but not in the Y coordinate.

The orientation of the **LOCAL_FLOOR** space **must** match the **LOCAL space**.

The runtime **must** establish the Y axis origin at its best estimate of the floor level under the origin of the **LOCAL space**, subject to requirements under the following conditions to match the floor level of the **STAGE space**.

If all of the following conditions are true, the Y axis origin of the **LOCAL_FLOOR space** **must** match the Y axis origin of the **STAGE space**:

- the **STAGE space** is supported
- the location of the **LOCAL space** relative to the **STAGE** space has valid position (`XR_SPACE_LOCATION_POSITION_VALID_BIT` is set)
- bounds are available from `xrGetReferenceSpaceBoundsRect` for the **STAGE** space
- the position of the **LOCAL** space relative to the **STAGE** space is within the **STAGE** space XZ bounds

That is, if there is a stage with bounds, and if the local space and thus the local floor is logically within the stage, the local floor and the stage share the same floor level.

When the origin of the **LOCAL space** is changed in orientation or XZ position, the origin of the

`LOCAL_FLOOR` space **must** also change accordingly.

When a change in origin of the `LOCAL_FLOOR` space occurs, the runtime **must** queue the `XrEventDataReferenceSpaceChangePending` event, with the changed `LOCAL_FLOOR` space origin only taking effect for `xrLocateSpace` or `xrLocateViews` calls whose `XrTime` parameter is greater than or equal to the `XrEventDataReferenceSpaceChangePending::changeTime` in that event.

The `xrGetReferenceSpaceBoundsRect` function is defined as:

```
// Provided by XR_VERSION_1_0
XrResult xrGetReferenceSpaceBoundsRect(
    XrSession session,
    XrReferenceSpaceType referenceSpaceType,
    XrExtent2Df* bounds);
```

Parameter Descriptions

- `session` is a handle to an `XrSession` previously created with `xrCreateSession`.
- `referenceSpaceType` is the reference space type whose bounds should be retrieved.
- `bounds` is the returned space extents.

XR systems **may** have limited real world spatial ranges in which users can freely move around while remaining tracked. Applications sometimes wish to query these boundaries and alter application behavior or content placement to ensure the user can complete the experience while remaining within the boundary. Applications **can** query this information using `xrGetReferenceSpaceBoundsRect`.

When called, `xrGetReferenceSpaceBoundsRect` **should** return the extents of a rectangle that is clear of obstacles down to the floor, allowing where the user can freely move while remaining tracked, if available for that reference space. The returned extent represents the dimensions of an axis-aligned bounding box where the `XrExtent2Df::width` and `XrExtent2Df::height` fields correspond to the X and Z axes of the provided space, with the extents centered at the origin of the space. Not all systems or spaces support boundaries. If a runtime is unable to provide bounds for a given space, `XR_SPACE_BOUNDS_UNAVAILABLE` **must** be returned and all fields of `bounds` **must** be set to 0.

The returned extents are expressed relative to the natural origin of the provided `XrReferenceSpaceType` and **must** not incorporate any origin offsets specified by the application during calls to `xrCreateReferenceSpace`.

The runtime **must** return `XR_ERROR_REFERENCE_SPACE_UNSUPPORTED` if the `XrReferenceSpaceType` passed in `referenceSpaceType` is not supported by this `session`.

When a runtime will begin operating with updated space bounds, the runtime **must** queue a

corresponding [XrEventDataReferenceSpaceChangePending](#) event.

Valid Usage (Implicit)

- **session** **must** be a valid [XrSession](#) handle
- **referenceSpaceType** **must** be a valid [XrReferenceSpaceType](#) value
- **bounds** **must** be a pointer to an [XrExtent2Df](#) structure

Return Codes

Success

- [XR_SUCCESS](#)
- [XR_SESSION_LOSS_PENDING](#)
- [XR_SPACE_BOUNDS_UNAVAILABLE](#)

Failure

- [XR_ERROR_FUNCTION_UNSUPPORTED](#)
- [XR_ERROR_VALIDATION_FAILURE](#)
- [XR_ERROR_RUNTIME_FAILURE](#)
- [XR_ERROR_HANDLE_INVALID](#)
- [XR_ERROR_INSTANCE_LOST](#)
- [XR_ERROR_SESSION_LOST](#)
- [XR_ERROR_REFERENCE_SPACE_UNSUPPORTED](#)

The [XrEventDataReferenceSpaceChangePending](#) event structure is defined as:

```
// Provided by XR_VERSION_1_0
typedef struct XrEventDataReferenceSpaceChangePending {
    XrStructureType      type;
    const void*         next;
    XrSession            session;
    XrReferenceSpaceType referenceSpaceType;
    XrTime               changeTime;
    XrBool32             poseValid;
    XrPosef              poseInPreviousSpace;
} XrEventDataReferenceSpaceChangePending;
```

Member Descriptions

- `type` is the `XrStructureType` of this structure.
- `next` is `NULL` or a pointer to the next structure in a structure chain. No such structures are defined in core OpenXR.
- `session` is the `XrSession` for which the reference space is changing.
- `referenceSpaceType` is the `XrReferenceSpaceType` that is changing.
- `changeTime` is the target `XrTime` after which `xrLocateSpace` or `xrLocateViews` will return values that respect this change.
- `poseValid` is true if the runtime can determine the `poseInPreviousSpace` of the new space in the previous space before the change.
- `poseInPreviousSpace` is an `XrPosef` defining the position and orientation of the new reference space's natural origin within the natural reference frame of its previous space.

The `XrEventDataReferenceSpaceChangePending` event is sent to the application to notify it that the origin (and perhaps the bounds) of a reference space is changing. This may occur due to the user recentering the space explicitly, or the runtime otherwise switching to a different space definition.

The reference space change **must** only take effect for `xrLocateSpace` or `xrLocateViews` calls whose `XrTime` parameter is greater than or equal to the `changeTime` provided in that event. Runtimes **should** provide a `changeTime` to applications that allows for a deep render pipeline to present frames that are already in flight using the previous definition of the space. Runtimes **should** choose a `changeTime` that is midway between the `XrFrameState::predictedDisplayTime` of future frames to avoid threshold issues with applications that calculate future frame times using `XrFrameState::predictedDisplayPeriod`.

The `poseInPreviousSpace` provided here **must** only describe the change in the natural origin of the reference space and **must** not incorporate any origin offsets specified by the application during calls to `xrCreateReferenceSpace`. If the runtime does not know the location of the space's new origin relative to its previous origin, `poseValid` **must** be false, and the position and orientation of `poseInPreviousSpace` are undefined. .Valid Usage (Implicit)

- `type` **must** be `XR_TYPE_EVENT_DATA_REFERENCE_SPACE_CHANGE_PENDING`
- `next` **must** be `NULL` or a valid pointer to the [next structure in a structure chain](#)

7.2. Action Spaces

An `XrSpace` handle for a pose action is created using `xrCreateActionSpace`, by specifying the chosen pose action and a pose within the action's natural reference frame.

Runtimes support suggested pose action bindings to well-known user paths with `.../pose` subpaths if

they support tracking for that particular identifier.

Some example well-known pose action paths:

- `/user/hand/left/input/grip`
- `/user/hand/left/input/aim`
- `/user/hand/right/input/grip`
- `/user/hand/right/input/aim`

For definitions of these well-known pose device paths, see the discussion of [device input subpaths](#) in the Semantic Paths chapter.

7.2.1. Action Spaces Lifetime

`XrSpace` handles created for a pose action **must** be unlocatable unless the action set that contains the corresponding pose action was set as active via the most recent `xrSyncActions` call. If the underlying device that is active for the action changes, the device this space is tracking **must** only change to track the new device when `xrSyncActions` is called.

If `xrLocateSpace` is called with an unlocatable action space, the implementation **must** return no position or orientation and both `XR_SPACE_LOCATION_POSITION_VALID_BIT` and `XR_SPACE_LOCATION_ORIENTATION_VALID_BIT` **must** be unset. If `XrSpaceVelocity` is also supplied, `XR_SPACE_VELOCITY_LINEAR_VALID_BIT` and `XR_SPACE_VELOCITY_ANGULAR_VALID_BIT` **must** be unset. If `xrLocateViews` is called with an unlocatable action space, the implementation **must** return no position or orientation and both `XR_VIEW_STATE_POSITION_VALID_BIT` and `XR_VIEW_STATE_ORIENTATION_VALID_BIT` **must** be unset.

7.3. Space Lifecycle

There are a small set of core APIs that allow applications to reason about reference spaces, action spaces, and their relative locations.

7.3.1. `xrEnumerateReferenceSpaces`

The `xrEnumerateReferenceSpaces` function is defined as:

```
// Provided by XR_VERSION_1_0
XrResult xrEnumerateReferenceSpaces(
    XrSession          session,
    uint32_t           spaceCapacityInput,
    uint32_t*          spaceCountOutput,
    XrReferenceSpaceType* spaces);
```

Parameter Descriptions

- `session` is a handle to an [XrSession](#) previously created with [xrCreateSession](#).
- `spaceCapacityInput` is the capacity of the `spaces` array, or 0 to indicate a request to retrieve the required capacity.
- `spaceCountOutput` is a pointer to the count of `spaces` written, or a pointer to the required capacity in the case that `spaceCapacityInput` is insufficient.
- `spaces` is a pointer to an application-allocated array that will be filled with the enumerant of each supported reference space. It **can** be `NULL` if `spaceCapacityInput` is 0.
- See the [Buffer Size Parameters](#) section for a detailed description of retrieving the required `spaces` size.

Enumerates the set of reference space types that this runtime supports for a given session. Runtimes **must** always return identical buffer contents from this enumeration for the lifetime of the session.

If a session enumerates support for a given reference space type, calls to [xrCreateReferenceSpace](#) **must** succeed for that session, with any transient unavailability of poses expressed later during calls to [xrLocateSpace](#).

Valid Usage (Implicit)

- `session` **must** be a valid [XrSession](#) handle
- `spaceCountOutput` **must** be a pointer to a `uint32_t` value
- If `spaceCapacityInput` is not 0, `spaces` **must** be a pointer to an array of `spaceCapacityInput` [XrReferenceSpaceType](#) values

Return Codes

Success

- `XR_SUCCESS`
- `XR_SESSION_LOSS_PENDING`

Failure

- `XR_ERROR_VALIDATION_FAILURE`
- `XR_ERROR_RUNTIME_FAILURE`
- `XR_ERROR_HANDLE_INVALID`
- `XR_ERROR_INSTANCE_LOST`
- `XR_ERROR_SESSION_LOST`
- `XR_ERROR_SIZE_INSUFFICIENT`

7.3.2. `xrCreateReferenceSpace`

The `xrCreateReferenceSpace` function is defined as:

```
// Provided by XR_VERSION_1_0
XrResult xrCreateReferenceSpace(
    XrSession session,
    const XrReferenceSpaceCreateInfo* createInfo,
    XrSpace* space);
```

Parameter Descriptions

- `session` is a handle to an `XrSession` previously created with `xrCreateSession`.
- `createInfo` is the `XrReferenceSpaceCreateInfo` used to specify the space.
- `space` is the returned space handle.

Creates an `XrSpace` handle based on a chosen reference space. Application **can** provide an `XrPosef` to define the position and orientation of the new space's origin within the natural reference frame of the reference space.

Multiple `XrSpace` handles may exist simultaneously, up to some limit imposed by the runtime. The `XrSpace` handle **must** be eventually freed via the `xrDestroySpace` function.

The runtime **must** return `XR_ERROR_REFERENCE_SPACE_UNSUPPORTED` if the given reference space type is not supported by this `session`.

Valid Usage (Implicit)

- `session` **must** be a valid `XrSession` handle
- `createInfo` **must** be a pointer to a valid `XrReferenceSpaceCreateInfo` structure
- `space` **must** be a pointer to an `XrSpace` handle

Return Codes

Success

- `XR_SUCCESS`
- `XR_SESSION_LOSS_PENDING`

Failure

- `XR_ERROR_VALIDATION_FAILURE`
- `XR_ERROR_RUNTIME_FAILURE`
- `XR_ERROR_HANDLE_INVALID`
- `XR_ERROR_INSTANCE_LOST`
- `XR_ERROR_SESSION_LOST`
- `XR_ERROR_OUT_OF_MEMORY`
- `XR_ERROR_LIMIT_REACHED`
- `XR_ERROR_REFERENCE_SPACE_UNSUPPORTED`
- `XR_ERROR_POSE_INVALID`

The `XrReferenceSpaceCreateInfo` structure is defined as:

```
typedef struct XrReferenceSpaceCreateInfo {  
    XrStructureType      type;  
    const void*          next;  
    XrReferenceSpaceType referenceSpaceType;  
    XrPosef               poseInReferenceSpace;  
} XrReferenceSpaceCreateInfo;
```

Member Descriptions

- `type` is the [XrStructureType](#) of this structure.
- `next` is `NULL` or a pointer to the next structure in a structure chain. No such structures are defined in core OpenXR.
- `referenceSpaceType` is the chosen [XrReferenceSpaceType](#).
- `poseInReferenceSpace` is an [XrPosef](#) defining the position and orientation of the new space's origin within the natural reference frame of the reference space.

Valid Usage (Implicit)

- `type` **must** be `XR_TYPE_REFERENCE_SPACE_CREATE_INFO`
- `next` **must** be `NULL` or a valid pointer to the [next structure in a structure chain](#)
- `referenceSpaceType` **must** be a valid [XrReferenceSpaceType](#) value

7.3.3. `xrCreateActionSpace`

The `xrCreateActionSpace` function is defined as:

```
// Provided by XR_VERSION_1_0
XrResult xrCreateActionSpace(
    XrSession session,
    const XrActionSpaceCreateInfo* createInfo,
    XrSpace* space);
```

Parameter Descriptions

- `session` is the [XrSession](#) to create the action space in.
- `createInfo` is the [XrActionSpaceCreateInfo](#) used to specify the space.
- `space` is the returned space handle.

Creates an [XrSpace](#) handle based on a chosen pose action. Application **can** provide an [XrPosef](#) to define the position and orientation of the new space's origin within the natural reference frame of the action space.

Multiple [XrSpace](#) handles may exist simultaneously, up to some limit imposed by the runtime. The

`XrSpace` handle must be eventually freed via the `xrDestroySpace` function or by destroying the parent `XrAction` handle.

The runtime **must** return `XR_ERROR_ACTION_TYPE_MISMATCH` if the action provided in `XrActionSpaceCreateInfo::action` is not of type `XR_ACTION_TYPE_POSE_INPUT`.

Valid Usage (Implicit)

- `session` **must** be a valid `XrSession` handle
- `createInfo` **must** be a pointer to a valid `XrActionSpaceCreateInfo` structure
- `space` **must** be a pointer to an `XrSpace` handle

Return Codes

Success

- `XR_SUCCESS`
- `XR_SESSION_LOSS_PENDING`

Failure

- `XR_ERROR_VALIDATION_FAILURE`
- `XR_ERROR_RUNTIME_FAILURE`
- `XR_ERROR_HANDLE_INVALID`
- `XR_ERROR_INSTANCE_LOST`
- `XR_ERROR_SESSION_LOST`
- `XR_ERROR_OUT_OF_MEMORY`
- `XR_ERROR_LIMIT_REACHED`
- `XR_ERROR_POSE_INVALID`
- `XR_ERROR_PATH_UNSUPPORTED`
- `XR_ERROR_PATH_INVALID`
- `XR_ERROR_ACTION_TYPE_MISMATCH`

The `XrActionSpaceCreateInfo` structure is defined as:

```
typedef struct XrActionSpaceCreateInfo {
    XrStructureType    type;
    const void*        next;
    XrAction            action;
    XrPath              subactionPath;
    XrPosef             poseInActionSpace;
} XrActionSpaceCreateInfo;
```

Member Descriptions

- `type` is the [XrStructureType](#) of this structure.
- `next` is `NULL` or a pointer to the next structure in a structure chain. No such structures are defined in core OpenXR.
- `action` is a handle to a pose [XrAction](#) previously created with [xrCreateAction](#).
- `subactionPath` is `XR_NULL_PATH` or an [XrPath](#) that was specified when the action was created. If `subactionPath` is a valid path not specified when the action was created the runtime **must** return `XR_ERROR_PATH_UNSUPPORTED`. If this parameter is set, the runtime **must** create a space that is relative to only that subaction's pose binding.
- `poseInActionSpace` is an [XrPosef](#) defining the position and orientation of the new space's origin within the natural reference frame of the pose action.

Valid Usage (Implicit)

- `type` **must** be `XR_TYPE_ACTION_SPACE_CREATE_INFO`
- `next` **must** be `NULL` or a valid pointer to the [next structure in a structure chain](#)
- `action` **must** be a valid [XrAction](#) handle

7.3.4. xrDestroySpace

The [xrDestroySpace](#) function is defined as:

```
// Provided by XR_VERSION_1_0
XrResult xrDestroySpace(
    XrSpace                                space);
```

Parameter Descriptions

- `space` is a handle to an `XrSpace` previously created by a function such as `xrCreateReferenceSpace`.

`XrSpace` handles are destroyed using `xrDestroySpace`. The runtime **may** still use this space if there are active dependencies (e.g, compositions in progress).

Valid Usage (Implicit)

- `space` **must** be a valid `XrSpace` handle

Thread Safety

- Access to `space`, and any child handles, **must** be externally synchronized

Return Codes

Success

- `XR_SUCCESS`

Failure

- `XR_ERROR_HANDLE_INVALID`

7.4. Locating Spaces

Applications use the `xrLocateSpace` function to find the pose of an `XrSpace`'s origin within a base `XrSpace` at a given historical or predicted time. If an application wants to know the velocity of the space's origin, it **can** chain an `XrSpaceVelocity` structure to the `next` pointer of the `XrSpaceLocation` structure when calling the `xrLocateSpace` function. Applications **should** inspect the output `XrSpaceLocationFlagBits` and `XrSpaceVelocityFlagBits` to determine the validity and tracking status of the components of the location.

7.4.1. `xrLocateSpace`

`xrLocateSpace` provides the physical location of a space in a base space at a specified time, if currently known by the runtime.

```
// Provided by XR_VERSION_1_0
XrResult xrLocateSpace(
    XrSpace          space,
    XrSpace          baseSpace,
    XrTime           time,
    XrSpaceLocation* location);
```

Parameter Descriptions

- **space** identifies the target space to locate.
- **baseSpace** identifies the underlying space in which to locate **space**.
- **time** is the time for which the location should be provided.
- **location** provides the location of **space** in **baseSpace**.

For a **time** in the past, the runtime **should** locate the spaces based on the runtime's most accurate current understanding of how the world was at that historical time.

For a **time** in the future, the runtime **should** locate the spaces based on the runtime's most up-to-date prediction of how the world will be at that future time.

The minimum valid range of values for **time** are described in [Prediction Time Limits](#). For values of **time** outside this range, **xrLocateSpace** **may** return a location with no position and **XR_SPACE_LOCATION_POSITION_VALID_BIT** unset.

Some devices improve their understanding of the world as the device is used. The location returned by **xrLocateSpace** for a given **space**, **baseSpace** and **time** **may** change over time, even for spaces that track static objects, as one or both spaces adjust their origins.

During tracking loss of **space** relative to **baseSpace**, runtimes **should** continue to provide inferred or last-known **XrPosef::position** and **XrPosef::orientation** values. These inferred poses can, for example, be based on neck model updates, inertial dead reckoning, or a last-known position, so long as it is still reasonable for the application to use that pose. While a runtime is providing position data, it **must** continue to set **XR_SPACE_LOCATION_POSITION_VALID_BIT** but it **can** clear **XR_SPACE_LOCATION_POSITION_TRACKED_BIT** to indicate that the position is inferred or last-known in this way.

If the runtime has not yet observed even a last-known pose for how to locate **space** in **baseSpace** (e.g. one space is an action space bound to a motion controller that has not yet been detected, or the two spaces are in disconnected fragments of the runtime's tracked volume), the runtime **should** return a location with no position and **XR_SPACE_LOCATION_POSITION_VALID_BIT** unset.

The runtime **must** return a location with both **XR_SPACE_LOCATION_POSITION_VALID_BIT** and **XR_SPACE_LOCATION_POSITION_TRACKED_BIT** set when locating **space** and **baseSpace** if both spaces were

created relative to the same entity (e.g. two action spaces for the same action), even if the entity is currently untracked. The location in this case is the difference in the two spaces' application-specified transforms relative to that common entity.

During tracking loss, the runtime **should** return a location with `XR_SPACE_LOCATION_POSITION_VALID_BIT` and `XR_SPACE_LOCATION_ORIENTATION_VALID_BIT` set and `XR_SPACE_LOCATION_POSITION_TRACKED_BIT` and `XR_SPACE_LOCATION_ORIENTATION_TRACKED_BIT` unset for spaces tracking two static entities in the world when their relative pose is known to the runtime. This enables applications to continue to make use of the runtime's latest knowledge of the world.

If an `XrSpaceVelocity` structure is chained to the `XrSpaceLocation::next` pointer, and the velocity is observed or can be calculated by the runtime, the runtime **must** fill in the linear velocity of the origin of space within the reference frame of `baseSpace` and set the `XR_SPACE_VELOCITY_LINEAR_VALID_BIT`. Similarly, if an `XrSpaceVelocity` structure is chained to the `XrSpaceLocation::next` pointer, and the angular velocity is observed or can be calculated by the runtime, the runtime **must** fill in the angular velocity of the origin of space within the reference frame of `baseSpace` and set the `XR_SPACE_VELOCITY_ANGULAR_VALID_BIT`.

The following example code shows how an application can get both the location and velocity of a space within a base space using the `xrLocateSpace` function by chaining an `XrSpaceVelocity` to the `next` pointer of `XrSpaceLocation` and calling `xrLocateSpace`.

```
XrSpace space;      // previously initialized
XrSpace baseSpace; // previously initialized
XrTime time;       // previously initialized

XrSpaceVelocity velocity {XR_TYPE_SPACE_VELOCITY};
XrSpaceLocation location {XR_TYPE_SPACE_LOCATION, &velocity};
xrLocateSpace(space, baseSpace, time, &location);
```

Valid Usage (Implicit)

- `space` **must** be a valid `XrSpace` handle
- `baseSpace` **must** be a valid `XrSpace` handle
- `location` **must** be a pointer to an `XrSpaceLocation` structure
- Both of `baseSpace` and `space` **must** have been created, allocated, or retrieved from the same `XrSession`

Return Codes

Success

- `XR_SUCCESS`
- `XR_SESSION_LOSS_PENDING`

Failure

- `XR_ERROR_VALIDATION_FAILURE`
- `XR_ERROR_RUNTIME_FAILURE`
- `XR_ERROR_HANDLE_INVALID`
- `XR_ERROR_INSTANCE_LOST`
- `XR_ERROR_SESSION_LOST`
- `XR_ERROR_TIME_INVALID`

The `XrSpaceLocation` structure is defined as:

```
typedef struct XrSpaceLocation {
    XrStructureType    type;
    void*              next;
    XrSpaceLocationFlags locationFlags;
    XrPosef            pose;
} XrSpaceLocation;
```

Member Descriptions

- `type` is the `XrStructureType` of this structure.
- `next` is `NULL` or a pointer to the next structure in a structure chain, such as `XrSpaceVelocity`.
- `locationFlags` is a bitfield, with bit masks defined in `XrSpaceLocationFlagBits`, to indicate which members contain valid data. If none of the bits are set, no other fields in this structure **should** be considered to be valid or meaningful.
- `pose` is an `XrPosef` defining the position and orientation of the origin of `xrLocateSpace::space` within the reference frame of `xrLocateSpace::baseSpace`.

Valid Usage (Implicit)

- **type** must be `XR_TYPE_SPACE_LOCATION`
- **next** must be `NULL` or a valid pointer to the [next structure in a structure chain](#). See also: [XrSpaceVelocity](#)
- **locationFlags** must be `0` or a valid combination of [XrSpaceLocationFlagBits](#) values

The `XrSpaceLocation::locationFlags` member is of the following type, and contains a bitwise-OR of zero or more of the bits defined in [XrSpaceLocationFlagBits](#).

```
typedef XrFlags64 XrSpaceLocationFlags;
```

Valid bits for [XrSpaceLocationFlags](#) are defined by [XrSpaceLocationFlagBits](#), which is specified as:

```
// Flag bits for XrSpaceLocationFlags
static const XrSpaceLocationFlags XR_SPACE_LOCATION_ORIENTATION_VALID_BIT = 0x00000001;
static const XrSpaceLocationFlags XR_SPACE_LOCATION_POSITION_VALID_BIT = 0x00000002;
static const XrSpaceLocationFlags XR_SPACE_LOCATION_ORIENTATION_TRACKED_BIT = 0x00000004;
static const XrSpaceLocationFlags XR_SPACE_LOCATION_POSITION_TRACKED_BIT = 0x00000008;
```

The flag bits have the following meanings:

Flag Descriptions

- `XR_SPACE_LOCATION_ORIENTATION_VALID_BIT` indicates that the `pose` field's `orientation` field contains valid data. For a space location tracking a device with its own inertial tracking, `XR_SPACE_LOCATION_ORIENTATION_TRACKED_BIT` **should** remain set when this bit is set. Applications **must** not read the `pose` field's `orientation` if this flag is unset.
- `XR_SPACE_LOCATION_POSITION_VALID_BIT` indicates that the `pose` field's `position` field contains valid data. When a space location loses tracking, runtimes **should** continue to provide valid but untracked `position` values that are inferred or last-known, so long as it's still meaningful for the application to use that position, clearing `XR_SPACE_LOCATION_POSITION_TRACKED_BIT` until positional tracking is recovered. Applications **must** not read the `pose` field's `position` if this flag is unset.
- `XR_SPACE_LOCATION_ORIENTATION_TRACKED_BIT` indicates that the `pose` field's `orientation` field represents an actively tracked orientation. For a space location tracking a device with its own inertial tracking, this bit **should** remain set when `XR_SPACE_LOCATION_ORIENTATION_VALID_BIT` is set. For a space location tracking an object whose orientation is no longer known during tracking loss (e.g. an observed QR code), runtimes **should** continue to provide valid but untracked `orientation` values, so long as it's still meaningful for the application to use that orientation.
- `XR_SPACE_LOCATION_POSITION_TRACKED_BIT` indicates that the `pose` field's `position` field represents an actively tracked position. When a space location loses tracking, runtimes **should** continue to provide valid but untracked `position` values that are inferred or last-known, e.g. based on neck model updates, inertial dead reckoning, or a last-known position, so long as it's still meaningful for the application to use that position.

The `XrSpaceVelocity` structure is defined as:

```
// Provided by XR_VERSION_1_0
typedef struct XrSpaceVelocity {
    XrStructureType      type;
    void*                next;
    XrSpaceVelocityFlags velocityFlags;
    XrVector3f           linearVelocity;
    XrVector3f           angularVelocity;
} XrSpaceVelocity;
```

Member Descriptions

- `type` is the [XrStructureType](#) of this structure.
- `next` is `NULL` or a pointer to the next structure in a structure chain. No such structures are defined in core OpenXR.
- `velocityFlags` is a bitfield, with bit masks defined in [XrSpaceVelocityFlagBits](#), to indicate which members contain valid data. If none of the bits are set, no other fields in this structure **should** be considered to be valid or meaningful.
- `linearVelocity` is the relative linear velocity of the origin of [xrLocateSpace::space](#) with respect to and expressed in the reference frame of [xrLocateSpace::baseSpace](#), in units of meters per second.
- `angularVelocity` is the relative angular velocity of [xrLocateSpace::space](#) with respect to [xrLocateSpace::baseSpace](#). The vector's direction is expressed in the reference frame of [xrLocateSpace::baseSpace](#) and is parallel to the rotational axis of [xrLocateSpace::space](#). The vector's magnitude is the relative angular speed of [xrLocateSpace::space](#) in radians per second. The vector follows the right-hand rule for torque/rotation.

Valid Usage (Implicit)

- `type` **must** be `XR_TYPE_SPACE_VELOCITY`
- `next` **must** be `NULL` or a valid pointer to the [next structure in a structure chain](#)
- `velocityFlags` **must** be `0` or a valid combination of [XrSpaceVelocityFlagBits](#) values

The [XrSpaceVelocity::velocityFlags](#) member is of the following type, and contains a bitwise-OR of zero or more of the bits defined in [XrSpaceVelocityFlagBits](#).

```
typedef XrFlags64 XrSpaceVelocityFlags;
```

Valid bits for [XrSpaceVelocityFlags](#) are defined by [XrSpaceVelocityFlagBits](#), which is specified as:

```
// Flag bits for XrSpaceVelocityFlags
static const XrSpaceVelocityFlags XR_SPACE_VELOCITY_LINEAR_VALID_BIT = 0x00000001;
static const XrSpaceVelocityFlags XR_SPACE_VELOCITY_ANGULAR_VALID_BIT = 0x00000002;
```

The flag bits have the following meanings:

Flag Descriptions

- `XR_SPACE_VELOCITY_LINEAR_VALID_BIT` — Indicates that the `linearVelocity` member contains valid data. Applications **must** not read the `linearVelocity` field if this flag is unset.
- `XR_SPACE_VELOCITY_ANGULAR_VALID_BIT` — Indicates that the `angularVelocity` member contains valid data. Applications **must** not read the `angularVelocity` field if this flag is unset.

7.4.2. Locate spaces

Applications **can** use `xrLocateSpaces` function to locate an array of spaces.

The `xrLocateSpaces` function is defined as:

```
// Provided by XR_VERSION_1_1
XrResult xrLocateSpaces(
    XrSession session,
    const XrSpacesLocateInfo* locateInfo,
    XrSpaceLocations* spaceLocations);
```

Parameter Descriptions

- `session` is an `XrSession` handle previously created with `xrCreateSession`.
- `locateInfo` is a pointer to an `XrSpacesLocateInfo` that provides the input information to locate spaces.
- `spaceLocations` is a pointer to an `XrSpaceLocations` for the runtime to return the locations of the specified spaces in the base space.

`xrLocateSpaces` provides the physical location of one or more spaces in a base space at a specified time, if currently known by the runtime.

The `XrSpacesLocateInfo::time`, the `XrSpacesLocateInfo::baseSpace`, and each space in `XrSpacesLocateInfo::spaces`, in the `locateInfo` parameter, all follow the same specifics as the corresponding inputs to the `xrLocateSpace` function.

Valid Usage (Implicit)

- `session` **must** be a valid `XrSession` handle
- `locateInfo` **must** be a pointer to a valid `XrSpacesLocateInfo` structure
- `spaceLocations` **must** be a pointer to an `XrSpaceLocations` structure

Return Codes

Success

- `XR_SUCCESS`
- `XR_SESSION_LOSS_PENDING`

Failure

- `XR_ERROR_FUNCTION_UNSUPPORTED`
- `XR_ERROR_VALIDATION_FAILURE`
- `XR_ERROR_RUNTIME_FAILURE`
- `XR_ERROR_HANDLE_INVALID`
- `XR_ERROR_INSTANCE_LOST`
- `XR_ERROR_SESSION_LOST`
- `XR_ERROR_SIZE_INSUFFICIENT`
- `XR_ERROR_TIME_INVALID`

The `XrSpacesLocateInfo` structure is defined as:

```
// Provided by XR_VERSION_1_1
typedef struct XrSpacesLocateInfo {
    XrStructureType    type;
    const void*        next;
    XrSpace             baseSpace;
    XrTime             time;
    uint32_t           spaceCount;
    const XrSpace*     spaces;
} XrSpacesLocateInfo;
```

Member Descriptions

- `type` is the `XrStructureType` of this structure.
- `next` is `NULL` or a pointer to the next structure in a structure chain. No such structures are defined in core OpenXR or this extension.
- `baseSpace` identifies the underlying space in which to locate `spaces`.
- `time` is the time for which the location is requested.
- `spaceCount` is a `uint32_t` specifying the count of elements in the `spaces` array.
- `spaces` is an array of valid `XrSpace` handles to be located.

The `time`, the `baseSpace`, and each space in `spaces` all follow the same specifics as the corresponding inputs to the `xrLocateSpace` function.

The `baseSpace` and all of the `XrSpace` handles in the `spaces` array **must** be valid and share the same parent `XrSession`.

If the `time` is invalid, the `xrLocateSpaces` **must** return `XR_ERROR_TIME_INVALID`.

The `spaceCount` **must** be a positive number, i.e. the array `spaces` **must** not be empty. Otherwise, the runtime **must** return `XR_ERROR_VALIDATION_FAILURE`.

Valid Usage (Implicit)

- `type` **must** be `XR_TYPE_SPACES_LOCATE_INFO`
- `next` **must** be `NULL` or a valid pointer to the `next structure in a structure chain`
- `baseSpace` **must** be a valid `XrSpace` handle
- `spaces` **must** be a pointer to an array of `spaceCount` valid `XrSpace` handles
- The `spaceCount` parameter **must** be greater than `0`
- Both of `baseSpace` and the elements of `spaces` **must** have been created, allocated, or retrieved from the same `XrSession`

The `XrSpaceLocations` structure is defined as:

```
// Provided by XR_VERSION_1_1
typedef struct XrSpaceLocations {
    XrStructureType    type;
    void*              next;
    uint32_t           locationCount;
    XrSpaceLocationData* locations;
} XrSpaceLocations;
```

Member Descriptions

- `type` is the `XrStructureType` of this structure.
- `next` is `NULL` or a pointer to the next structure in a structure chain, such as `XrSpaceVelocities`.
- `locationCount` is a `uint32_t` specifying the count of elements in the `locations` array.
- `locations` is an array of `XrSpaceLocations` for the runtime to populate with the locations of the specified spaces in the `XrSpacesLocateInfo::baseSpace` at the specified `XrSpacesLocateInfo::time`.

The `XrSpaceLocations` structure contains an array of space locations in the member `locations`, to be used as output for `xrLocateSpaces`. The application **must** allocate this array to be populated with the function output. The `locationCount` value **must** be the same as `XrSpacesLocateInfo::spaceCount`, otherwise, the `xrLocateSpaces` function **must** return `XR_ERROR_VALIDATION_FAILURE`.

Valid Usage (Implicit)

- `type` **must** be `XR_TYPE_SPACE_LOCATIONS`
- `next` **must** be `NULL` or a valid pointer to the `next structure in a structure chain`. See also: `XrSpaceVelocities`
- `locations` **must** be a pointer to an array of `locationCount` `XrSpaceLocationData` structures
- The `locationCount` parameter **must** be greater than `0`

The `XrSpaceLocationData` structure is defined as:

```
// Provided by XR_VERSION_1_1
typedef struct XrSpaceLocationData {
    XrSpaceLocationFlags locationFlags;
    XrPosef               pose;
} XrSpaceLocationData;
```

Member Descriptions

- `locationFlags` is a bitfield, with bit masks defined in `XrSpaceLocationFlagBits`. It behaves the same as `XrSpaceLocation::locationFlags`.
- `pose` is an `XrPosef` that behaves the same as `XrSpaceLocation::pose`.

This is a single element of the array in `XrSpaceLocations::locations`, and is used to return the pose and location flags for a single space with respect to the specified base space from a call to `xrLocateSpaces`. It does not accept chained structures to allow for easier use in dynamically allocated container datatypes. Chained structures are possible with the `XrSpaceLocations` that describes an array of these elements.

7.4.3. Locate space velocities

Applications **can** request the velocities of spaces by chaining the `XrSpaceVelocities` structure to the next pointer of `XrSpaceLocations` when calling `xrLocateSpaces`.

The `XrSpaceVelocities` structure is defined as:

```
// Provided by XR_VERSION_1_1
typedef struct XrSpaceVelocities {
    XrStructureType    type;
    void*              next;
    uint32_t           velocityCount;
    XrSpaceVelocityData* velocities;
} XrSpaceVelocities;
```

Member Descriptions

- `type` is the `XrStructureType` of this structure.
- `next` is `NULL` or a pointer to the next structure in a structure chain.
- `velocityCount` is a `uint32_t` specifying the count of elements in the `velocities` array.
- `velocities` is an array of `XrSpaceVelocityData` for the runtime to populate with the velocities of the specified spaces in the `XrSpacesLocateInfo::baseSpace` at the specified `XrSpacesLocateInfo::time`.

The `velocities` member contains an array of space velocities in the member `velocities`, to be used as output for `xrLocateSpaces`. The application **must** allocate this array to be populated with the function output. The `velocityCount` value **must** be the same as `XrSpacesLocateInfo::spaceCount`, otherwise, the

`xrLocateSpaces` function **must** return `XR_ERROR_VALIDATION_FAILURE`.

Valid Usage (Implicit)

- `type` **must** be `XR_TYPE_SPACE_VELOCITIES`
- `next` **must** be `NULL` or a valid pointer to the `next` structure in a structure chain
- `velocities` **must** be a pointer to an array of `velocityCount` `XrSpaceVelocityData` structures
- The `velocityCount` parameter **must** be greater than `0`

The `XrSpaceVelocityData` structure is defined as:

```
// Provided by XR_VERSION_1_1
typedef struct XrSpaceVelocityData {
    XrSpaceVelocityFlags    velocityFlags;
    XrVector3f              linearVelocity;
    XrVector3f              angularVelocity;
} XrSpaceVelocityData;
```

Member Descriptions

- `velocityFlags` is a bitfield, with bit values defined in `XrSpaceVelocityFlagBits`. It behaves the same as `XrSpaceVelocity::velocityFlags`.
- `linearVelocity` is an `XrVector3f`. It behaves the same as `XrSpaceVelocity::linearVelocity`.
- `angularVelocity` is an `XrVector3f`. It behaves the same as `XrSpaceVelocity::angularVelocity`.

This is a single element of the array in `XrSpaceVelocities::velocities`, and is used to return the linear and angular velocity and velocity flags for a single space with respect to the specified base space from a call to `xrLocateSpaces`. It does not accept chained structures to allow for easier use in dynamically allocated container datatypes.

7.4.4. Example code for `xrLocateSpaces`

The following example code shows how an application retrieves both the location and velocity of one or more spaces in a base space at a given time using the `xrLocateSpaces` function.

```
XrInstance instance; // previously initialized
XrSession session; // previously initialized
XrSpace baseSpace; // previously initialized
```

```

std::vector<XrSpace> spacesToLocate; // previously initialized

// Prepare output buffers to receive data and get reused in frame loop.
std::vector<XrSpaceLocationData> locationBuffer(spacesToLocate.size());
std::vector<XrSpaceVelocityData> velocityBuffer(spacesToLocate.size());

// Get function pointer for xrLocateSpaces.
PFN_xrLocateSpaces xrLocateSpaces;
CHK_XR(xrGetInstanceProcAddr(instance, "xrLocateSpaces",
                             reinterpret_cast<PFN_xrVoidFunction*>(
                                 &xrLocateSpaces)));

// application frame loop
while (1) {
    // Typically the time is the predicted display time returned from xrWaitFrame.
    XrTime displayTime; // previously initialized.

    XrSpacesLocateInfo locateInfo{XR_TYPE_SPACES_LOCATE_INFO};
    locateInfo.baseSpace = baseSpace;
    locateInfo.time = displayTime;
    locateInfo.spaceCount = (uint32_t)spacesToLocate.size();
    locateInfo.spaces = spacesToLocate.data();

    XrSpaceLocations locations{XR_TYPE_SPACE_LOCATIONS};
    locations.locationCount = (uint32_t)locationBuffer.size();
    locations.locations = locationBuffer.data();

    XrSpaceVelocities velocities{XR_TYPE_SPACE_VELOCITIES};
    velocities.velocityCount = (uint32_t)velocityBuffer.size();
    velocities.velocities = velocityBuffer.data();

    locations.next = &velocities;
    CHK_XR(xrLocateSpaces(session, &locateInfo, &locations));

    for (uint32_t i = 0; i < spacesToLocate.size(); i++) {
        const auto positionAndOrientationTracked =
            XR_SPACE_LOCATION_POSITION_TRACKED_BIT |
XR_SPACE_LOCATION_ORIENTATION_TRACKED_BIT;
        const auto orientationOnlyTracked = XR_SPACE_LOCATION_ORIENTATION_TRACKED_BIT;

        if ((locationBuffer[i].locationFlags & positionAndOrientationTracked) ==
positionAndOrientationTracked) {
            // if the location is 6dof tracked
            do_something(locationBuffer[i].pose.position);
            do_something(locationBuffer[i].pose.orientation);

            const auto velocityValidBits =
                XR_SPACE_VELOCITY_LINEAR_VALID_BIT | XR_SPACE_VELOCITY_ANGULAR_VALID_BIT;

```

```
        if ((velocityBuffer[i].velocityFlags & velocityValidBits) ==
velocityValidBits) {
            do_something(velocityBuffer[i].linearVelocity);
            do_something(velocityBuffer[i].angularVelocity);
        }
    }
    else if ((locationBuffer[i].locationFlags & orientationOnlyTracked) ==
orientationOnlyTracked) {
        // if the location is 3dof tracked
        do_something(locationBuffer[i].pose.orientation);

        if ((velocityBuffer[i].velocityFlags & XR_SPACE_VELOCITY_ANGULAR_VALID_BIT)
== XR_SPACE_VELOCITY_ANGULAR_VALID_BIT) {
            do_something(velocityBuffer[i].angularVelocity);
        }
    }
}
}
```

Chapter 8. View Configurations

A **view configuration** is a semantically meaningful set of one or more views for which an application can render images. A **primary view configuration** is a view configuration intended to be presented to the viewer interacting with the XR application. This distinction allows the later addition of additional views, for example views which are intended for spectators.

A typical head-mounted VR system has a view configuration with two views, while a typical phone-based AR system has a view configuration with a single view. A simple multi-wall projection-based (CAVE-like) VR system may have a view configuration with at least one view for each display surface (wall, floor, ceiling) in the room.

For any supported form factor, a system will support one or more primary view configurations. Supporting more than one primary view configuration can be useful if a system supports a special view configuration optimized for the hardware but also supports a more broadly used view configuration as a compatibility fallback.

View configurations are identified with an [XrViewConfigurationType](#).

8.1. Primary View Configurations

```
typedef enum XrViewConfigurationType {
    XR_VIEW_CONFIGURATION_TYPE_PRIMARY_MONO = 1,
    XR_VIEW_CONFIGURATION_TYPE_PRIMARY_STEREO = 2,
    // Provided by XR_VERSION_1_1
    XR_VIEW_CONFIGURATION_TYPE_PRIMARY_STEREO_WITH_FOVEATED_INSET = 1000037000,
    XR_VIEW_CONFIGURATION_TYPE_MAX_ENUM = 0x7FFFFFFF
} XrViewConfigurationType;
```

The application selects its primary view configuration type when calling [xrBeginSession](#), and that configuration remains constant for the lifetime of the session, until [xrEndSession](#) is called.

The number of views and the semantic meaning of each view index within a given view configuration is well-defined, specified below for all core view configurations. The predefined primary view configuration types are:

Enumerant Descriptions

- `XR_VIEW_CONFIGURATION_TYPE_PRIMARY_MONO`. One view representing the form factor's one primary display. For example, an AR phone's screen. This configuration requires one element in `XrViewConfigurationProperties` and one projection in each `XrCompositionLayerProjection` layer.
- `XR_VIEW_CONFIGURATION_TYPE_PRIMARY_STEREO`. Two views representing the form factor's two primary displays, which map to a left-eye and right-eye view. This configuration requires two views in `XrViewConfigurationProperties` and two views in each `XrCompositionLayerProjection` layer. View index 0 **must** represent the left eye and view index 1 **must** represent the right eye.
- `XR_VIEW_CONFIGURATION_TYPE_PRIMARY_STEREO_WITH_FOVEATED_INSET`. Four views representing the form factor's primary stereo displays. This view configuration type represents a hardware independent way of providing foveated rendering. The view configuration adds two foveated inset views for the left and right eye separately to the already defined two views specified in the `XR_VIEW_CONFIGURATION_TYPE_PRIMARY_STEREO` view configuration. View index 0 **must** represent the left eye and view index 1 **must** represent the right eye as specified in `XR_VIEW_CONFIGURATION_TYPE_PRIMARY_STEREO` view configuration, and view index 2 **must** represent the left eye inset view and view index 3 **must** represent the right eye inset view. The new inset view 2 and view 3 **must**, after applying the pose and FoV projection to same plane, be contained within view 0 and 1 respectively. The inset views **may** have a higher resolution with respect to the same field of view as the corresponding wide FoV view for each eye. The runtime **may** blend between the views at the edges, so the application **must** not omit the inner field of view from being rendered in the outer view. The `fov` returned by `xrLocateViews` for each inset view relative to the corresponding outer stereo view **may** change at run-time, the `pose` for inset view and stereo view for each eye respectively **must** have the same values.



The benefits of the `XR_VIEW_CONFIGURATION_TYPE_PRIMARY_STEREO_WITH_FOVEATED_INSET` view configuration type can be demonstrated by looking at the rendered pixel count. For example, a Varjo Aero requires a pair of stereo views rendered at 4148 x 3556 (14.7 million pixels) to achieve a pixel density of 35 pixels per degree. By using four views, with an eye-tracked foveated inset covering about 1/9th of the full FoV and rendered with the same 35 pixels per degree and while the remaining views are dropped to 14 pixels per degree, the resolution of the inset is 1076 x 1076 (1.1 million pixels) and the resolution of the stereo views is 1660 x 1420 (2.3 million pixels). The total pixel count is 75% less with `XR_VIEW_CONFIGURATION_TYPE_PRIMARY_STEREO_WITH_FOVEATED_INSET` over the `XR_VIEW_CONFIGURATION_TYPE_PRIMARY_STEREO` view configuration type.

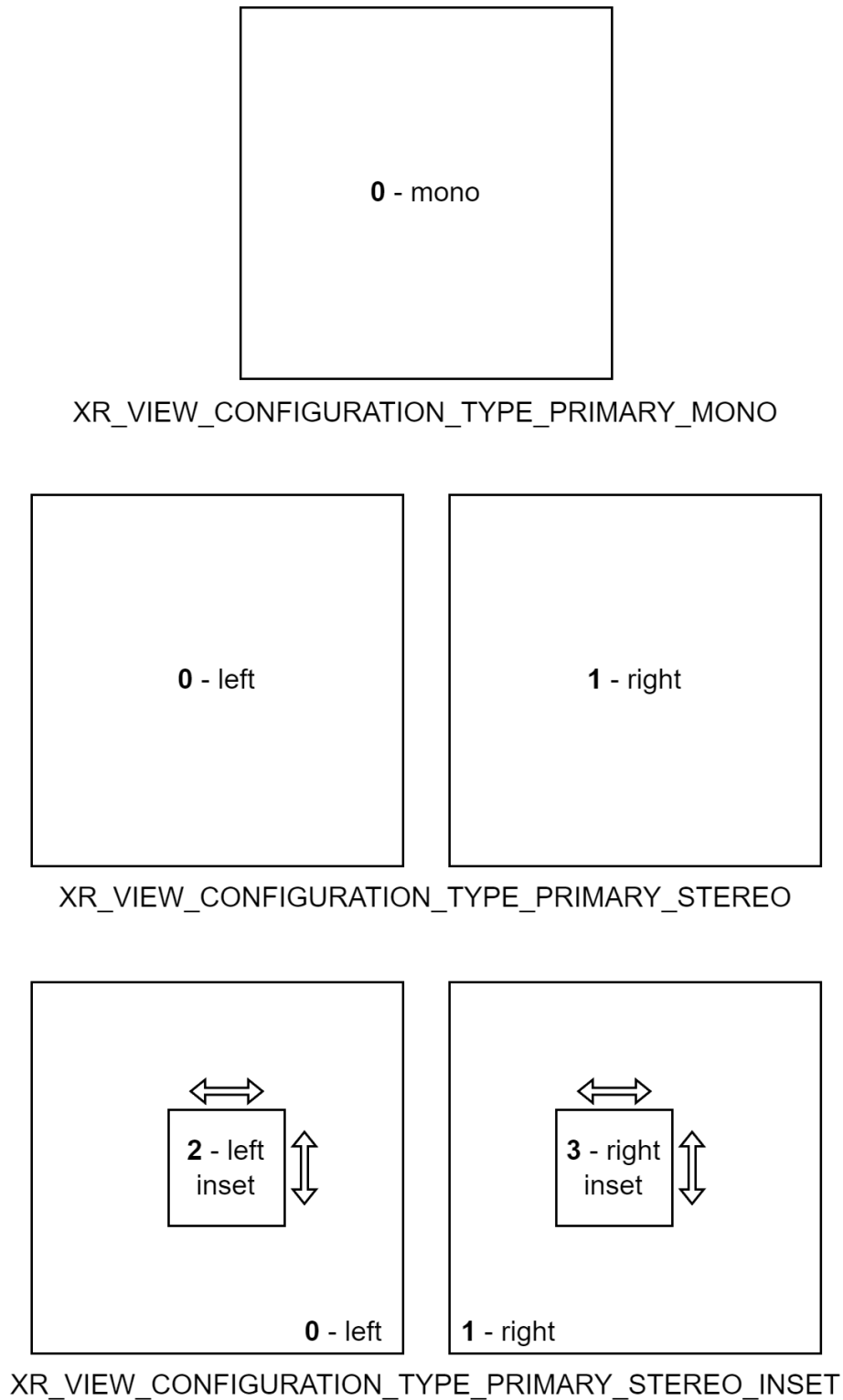


Figure 4. View configurations. The numbers in the figure is the view indices of the specific view.

8.2. View Configuration API

First an application needs to select which primary view configuration it wants to use. If it supports multiple configurations, an application **can** call [xrEnumerateViewConfigurations](#) before creating an

[XrSession](#) to get a list of the view configuration types supported for a given system.

The application **can** then call [xrGetViewConfigurationProperties](#) and [xrEnumerateViewConfigurationViews](#) to get detailed information about each view configuration type and its individual views.

8.2.1. xrEnumerateViewConfigurations

The [xrEnumerateViewConfigurations](#) function is defined as:

```
// Provided by XR_VERSION_1_0
XrResult xrEnumerateViewConfigurations(
    XrInstance           instance,
    XrSystemId          systemId,
    uint32_t             viewConfigurationTypeCapacityInput,
    uint32_t*           viewConfigurationTypeCountOutput,
    XrViewConfigurationType* viewConfigurationTypes);
```

Parameter Descriptions

- **instance** is the instance from which **systemId** was retrieved.
- **systemId** is the [XrSystemId](#) whose view configurations will be enumerated.
- **viewConfigurationTypeCapacityInput** is the capacity of the **viewConfigurationTypes** array, or 0 to indicate a request to retrieve the required capacity.
- **viewConfigurationTypeCountOutput** is a pointer to the count of **viewConfigurationTypes** written, or a pointer to the required capacity in the case that **viewConfigurationTypeCapacityInput** is insufficient.
- **viewConfigurationTypes** is a pointer to an array of [XrViewConfigurationType](#) values, but **can** be NULL if **viewConfigurationTypeCapacityInput** is 0.
- See the [Buffer Size Parameters](#) section for a detailed description of retrieving the required **viewConfigurationTypes** size.

[xrEnumerateViewConfigurations](#) enumerates the view configuration types supported by the [XrSystemId](#). The supported set for that system **must** not change during the lifetime of its [XrInstance](#). The returned list of primary view configurations **should** be in order from what the runtime considered highest to lowest user preference. Thus the first enumerated view configuration type **should** be the one the runtime prefers the application to use if possible.

Runtimes **must** always return identical buffer contents from this enumeration for the given **systemId** and for the lifetime of the instance.

Valid Usage (Implicit)

- `instance` **must** be a valid `XrInstance` handle
- `viewConfigurationTypeCountOutput` **must** be a pointer to a `uint32_t` value
- If `viewConfigurationTypeCapacityInput` is not `0`, `viewConfigurationTypes` **must** be a pointer to an array of `viewConfigurationTypeCapacityInput` `XrViewConfigurationType` values

Return Codes

Success

- `XR_SUCCESS`

Failure

- `XR_ERROR_VALIDATION_FAILURE`
- `XR_ERROR_RUNTIME_FAILURE`
- `XR_ERROR_HANDLE_INVALID`
- `XR_ERROR_INSTANCE_LOST`
- `XR_ERROR_SIZE_INSUFFICIENT`
- `XR_ERROR_SYSTEM_INVALID`

8.2.2. `xrGetViewConfigurationProperties`

The `xrGetViewConfigurationProperties` function is defined as:

```
// Provided by XR_VERSION_1_0
XrResult xrGetViewConfigurationProperties(
    XrInstance           instance,
    XrSystemId          systemId,
    XrViewConfigurationType viewConfigurationType,
    XrViewConfigurationProperties* configurationProperties);
```


Parameter Descriptions

- `instance` is the instance from which `systemId` was retrieved.
- `systemId` is the `XrSystemId` whose view configuration is being queried.
- `viewConfigurationType` is the `XrViewConfigurationType` of the configuration to get.
- `configurationProperties` is a pointer to view configuration properties to return.

`xrGetViewConfigurationProperties` queries properties of an individual view configuration. Applications **must** use one of the supported view configuration types returned by `xrEnumerateViewConfigurations`. If `viewConfigurationType` is not supported by this `XrInstance` the runtime **must** return `XR_ERROR_VIEW_CONFIGURATION_TYPE_UNSUPPORTED`.

Valid Usage (Implicit)

- `instance` **must** be a valid `XrInstance` handle
- `viewConfigurationType` **must** be a valid `XrViewConfigurationType` value
- `configurationProperties` **must** be a pointer to an `XrViewConfigurationProperties` structure

Return Codes

Success

- `XR_SUCCESS`

Failure

- `XR_ERROR_VALIDATION_FAILURE`
- `XR_ERROR_RUNTIME_FAILURE`
- `XR_ERROR_HANDLE_INVALID`
- `XR_ERROR_INSTANCE_LOST`
- `XR_ERROR_VIEW_CONFIGURATION_TYPE_UNSUPPORTED`
- `XR_ERROR_SYSTEM_INVALID`

8.2.3. `XrViewConfigurationProperties`

The `XrViewConfigurationProperties` structure is defined as:

```
typedef struct XrViewConfigurationProperties {
    XrStructureType      type;
    void*                next;
    XrViewConfigurationType viewConfigurationType;
    XrBool32             fovMutable;
} XrViewConfigurationProperties;
```

Member Descriptions

- `type` is the [XrStructureType](#) of this structure.
- `next` is `NULL` or a pointer to the next structure in a structure chain. No such structures are defined in core OpenXR.
- `viewConfigurationType` is the [XrViewConfigurationType](#) of the configuration.
- `fovMutable` indicates if the view field of view can be modified by the application.

Valid Usage (Implicit)

- `type` **must** be `XR_TYPE_VIEW_CONFIGURATION_PROPERTIES`
- `next` **must** be `NULL` or a valid pointer to the [next structure in a structure chain](#)
- `viewConfigurationType` **must** be a valid [XrViewConfigurationType](#) value

8.2.4. xrEnumerateViewConfigurationViews

The [xrEnumerateViewConfigurationViews](#) function is defined as:

```
// Provided by XR_VERSION_1_0
XrResult xrEnumerateViewConfigurationViews(
    XrInstance          instance,
    XrSystemId          systemId,
    XrViewConfigurationType viewConfigurationType,
    uint32_t            viewCapacityInput,
    uint32_t*           viewCountOutput,
    XrViewConfigurationView* views);
```

Parameter Descriptions

- `instance` is the instance from which `systemId` was retrieved.
- `systemId` is the `XrSystemId` whose view configuration is being queried.
- `viewConfigurationType` is the `XrViewConfigurationType` of the configuration to get.
- `viewCapacityInput` is the capacity of the `views` array, or 0 to indicate a request to retrieve the required capacity.
- `viewCountOutput` is a pointer to the count of `views` written, or a pointer to the required capacity in the case that `viewCapacityInput` is 0.
- `views` is a pointer to an array of `XrViewConfigurationView` values, but **can** be `NULL` if `viewCapacityInput` is 0.

Each `XrViewConfigurationType` defines the number of views associated with it. Applications can query more details of each view element using `xrEnumerateViewConfigurationViews`. If the supplied `viewConfigurationType` is not supported by this `XrInstance` and `XrSystemId`, the runtime **must** return `XR_ERROR_VIEW_CONFIGURATION_TYPE_UNSUPPORTED`.

Runtimes **must** always return identical buffer contents from this enumeration for the given `systemId` and `viewConfigurationType` for the lifetime of the instance.

Valid Usage (Implicit)

- `instance` **must** be a valid `XrInstance` handle
- `viewConfigurationType` **must** be a valid `XrViewConfigurationType` value
- `viewCountOutput` **must** be a pointer to a `uint32_t` value
- If `viewCapacityInput` is not 0, `views` **must** be a pointer to an array of `viewCapacityInput` `XrViewConfigurationView` structures

Return Codes

Success

- XR_SUCCESS

Failure

- XR_ERROR_VALIDATION_FAILURE
- XR_ERROR_RUNTIME_FAILURE
- XR_ERROR_HANDLE_INVALID
- XR_ERROR_INSTANCE_LOST
- XR_ERROR_SIZE_INSUFFICIENT
- XR_ERROR_VIEW_CONFIGURATION_TYPE_UNSUPPORTED
- XR_ERROR_SYSTEM_INVALID

8.2.5. XrViewConfigurationView

Each [XrViewConfigurationView](#) specifies properties related to rendering of an individual view within a view configuration.

The [XrViewConfigurationView](#) structure is defined as:

```
typedef struct XrViewConfigurationView {
    XrStructureType    type;
    void*              next;
    uint32_t           recommendedImageRectWidth;
    uint32_t           maxImageRectWidth;
    uint32_t           recommendedImageRectHeight;
    uint32_t           maxImageRectHeight;
    uint32_t           recommendedSwapchainSampleCount;
    uint32_t           maxSwapchainSampleCount;
} XrViewConfigurationView;
```

Member Descriptions

- `type` is the [XrStructureType](#) of this structure.
- `next` is `NULL` or a pointer to the next structure in a structure chain. No such structures are defined in core OpenXR.
- `recommendedImageRectWidth` is the optimal width of [XrSwapchainSubImage::imageRect](#) to use when rendering this view into a swapchain.
- `maxImageRectWidth` is the maximum width of [XrSwapchainSubImage::imageRect](#) supported when rendering this view into a swapchain.
- `recommendedImageRectHeight` is the optimal height of [XrSwapchainSubImage::imageRect](#) to use when rendering this view into a swapchain.
- `maxImageRectHeight` is the maximum height of [XrSwapchainSubImage::imageRect](#) supported when rendering this view into a swapchain.
- `recommendedSwapchainSampleCount` is the recommended number of sub-data element samples to create for each swapchain image that will be rendered into for this view.
- `maxSwapchainSampleCount` is the maximum number of sub-data element samples supported for swapchain images that will be rendered into for this view.

See [XrSwapchainSubImage](#) for more information about [XrSwapchainSubImage::imageRect](#) values, and [XrSwapchainCreateInfo](#) for more information about creating swapchains appropriately sized to support those [XrSwapchainSubImage::imageRect](#) values.

The array of [XrViewConfigurationView](#) returned by the runtime **must** adhere to the rules defined in [XrViewConfigurationType](#), such as the count and association to the left and right eyes.

Valid Usage (Implicit)

- `type` **must** be `XR_TYPE_VIEW_CONFIGURATION_VIEW`
- `next` **must** be `NULL` or a valid pointer to the [next structure in a structure chain](#)

8.3. Example View Configuration Code

```
XrInstance instance; // previously initialized
XrSystemId system; // previously initialized
XrSession session; // previously initialized
XrSpace sceneSpace; // previously initialized

// Enumerate the view configurations paths.
uint32_t configurationCount;
```

```

CHK_XR(xrEnumerateViewConfigurations(instance, system, 0, &configurationCount, nullptr));

std::vector<XrViewConfigurationType> configurationTypes(configurationCount);
CHK_XR(xrEnumerateViewConfigurations(instance, system, configurationCount,
&configurationCount, configurationTypes.data()));

bool configFound = false;
XrViewConfigurationType viewConfig = XR_VIEW_CONFIGURATION_TYPE_MAX_ENUM;
for(uint32_t i = 0; i < configurationCount; ++i)
{
    if (configurationTypes[i] == XR_VIEW_CONFIGURATION_TYPE_PRIMARY_STEREO)
    {
        configFound = true;
        viewConfig = configurationTypes[i];
        break; // Pick the first supported, i.e. preferred, view configuration.
    }
}

if (!configFound)
    return; // Cannot support any view configuration of this system.

// Get detailed information of each view element.
uint32_t viewCount;
CHK_XR(xrEnumerateViewConfigurationViews(instance, system,
    viewConfig,
    0,
    &viewCount,
    nullptr));

std::vector<XrViewConfigurationView> configViews(viewCount,
{XR_TYPE_VIEW_CONFIGURATION_VIEW});
CHK_XR(xrEnumerateViewConfigurationViews(instance, system,
    viewConfig,
    viewCount,
    &viewCount,
    configViews.data()));

// Set the primary view configuration for the session.
XrSessionBeginInfo beginInfo = {XR_TYPE_SESSION_BEGIN_INFO};
beginInfo.primaryViewConfigurationType = viewConfig;
CHK_XR(xrBeginSession(session, &beginInfo));

// Allocate a buffer according to viewCount.
std::vector<XrView> views(viewCount, {XR_TYPE_VIEW});

// Run a per-frame loop.
while (!quit)
{

```

```

// Wait for a new frame.
XrFrameWaitInfo frameWaitInfo{XR_TYPE_FRAME_WAIT_INFO};
XrFrameState frameState{XR_TYPE_FRAME_STATE};
CHK_XR(xrWaitFrame(session, &frameWaitInfo, &frameState));

// Begin frame immediately before GPU work
XrFrameBeginInfo frameBeginInfo { XR_TYPE_FRAME_BEGIN_INFO };
CHK_XR(xrBeginFrame(session, &frameBeginInfo));

std::vector<XrCompositionLayerBaseHeader*> layers;
XrCompositionLayerProjectionView projViews[2] = { /*...*/ };
XrCompositionLayerProjection layerProj{ XR_TYPE_COMPOSITION_LAYER_PROJECTION};

if (frameState.shouldRender) {
    XrViewLocateInfo viewLocateInfo{XR_TYPE_VIEW_LOCATE_INFO};
    viewLocateInfo.viewConfigurationType = viewConfig;
    viewLocateInfo.displayTime = frameState.predictedDisplayTime;
    viewLocateInfo.space = sceneSpace;

    XrViewState viewState{XR_TYPE_VIEW_STATE};
    XrView views[2] = { {XR_TYPE_VIEW}, {XR_TYPE_VIEW}};
    uint32_t viewCountOutput;
    CHK_XR(xrLocateViews(session, &viewLocateInfo, &viewState, configViews.size(),
&viewCountOutput, views));

    // ...
    // Use viewState and frameState for scene render, and fill in projViews[2]
    // ...

    // Assemble composition layers structure
    layerProj.layerFlags = XR_COMPOSITION_LAYER_BLEND_TEXTURE_SOURCE_ALPHA_BIT;
    layerProj.space = sceneSpace;
    layerProj.viewCount = 2;
    layerProj.views = projViews;
    layers.push_back(reinterpret_cast<XrCompositionLayerBaseHeader*>(&layerProj));
}

// End frame and submit layers, even if layers is empty due to shouldRender = false
XrFrameEndInfo frameEndInfo{ XR_TYPE_FRAME_END_INFO};
frameEndInfo.displayTime = frameState.predictedDisplayTime;
frameEndInfo.environmentBlendMode = XR_ENVIRONMENT_BLEND_MODE_OPAQUE;
frameEndInfo.layerCount = (uint32_t)layers.size();
frameEndInfo.layers = layers.data();
CHK_XR(xrEndFrame(session, &frameEndInfo));
}

```

Chapter 9. Session

XR_DEFINE_HANDLE(XrSession)

A session represents an application's intention to display XR content to the user.

9.1. Session Lifecycle

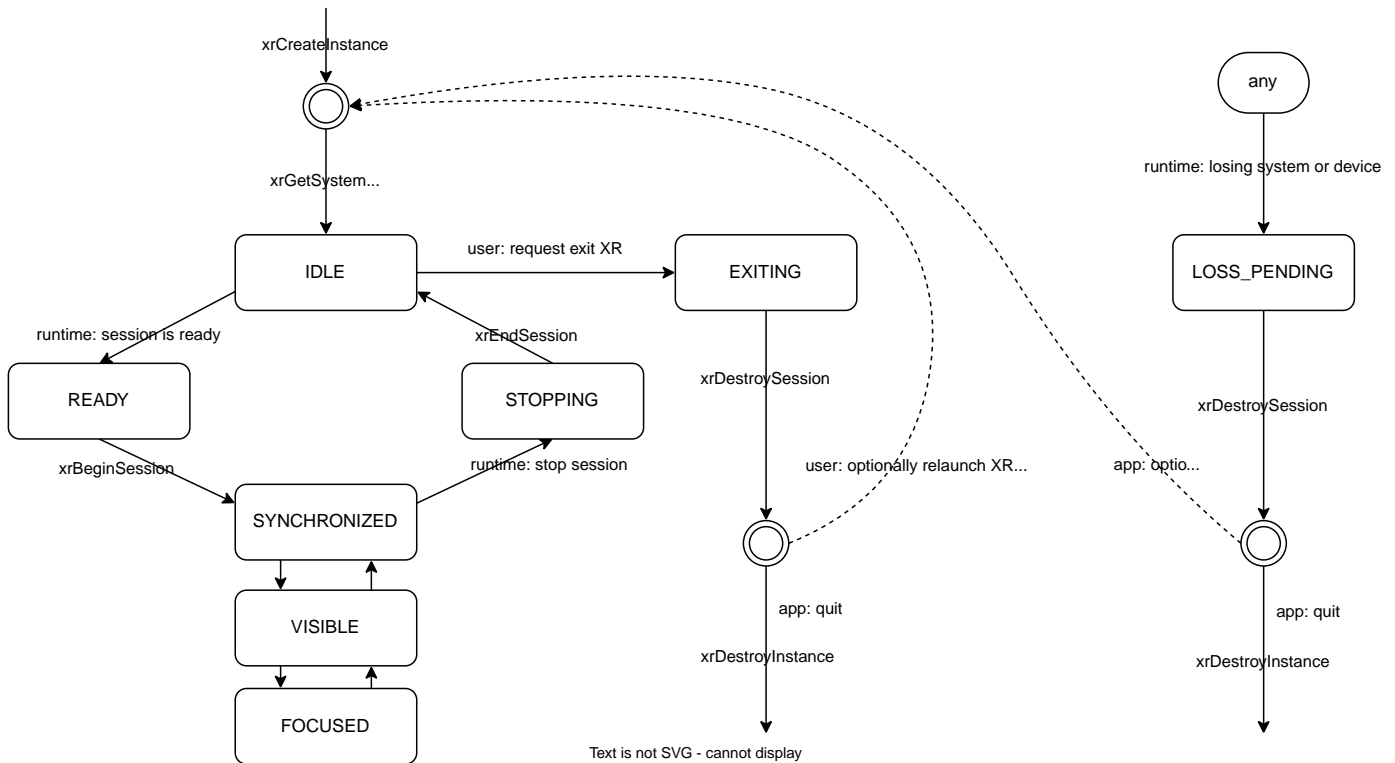


Figure 5. Session Life-cycle

A typical XR session coordinates the application and the runtime through session control functions and session state events.



1. The application creates a session by choosing a [system](#) and a graphics API and passing them into [xrCreateSession](#). The newly created session is in the [XR_SESSION_STATE_IDLE](#) state.
2. The application can regularly call [xrPollEvent](#) to monitor for session state changes via [XrEventDataSessionStateChanged](#) events.
3. When the runtime determines that the system is ready to start transitioning to this session's XR content, the application receives a notification of session state change to [XR_SESSION_STATE_READY](#). Once the application is also ready to proceed and display its XR content, it calls [xrBeginSession](#) and [starts its frame loop](#), which

begins a [running session](#).

4. While the session is running, the application is expected to continuously execute its frame loop by calling [xrWaitFrame](#), [xrBeginFrame](#) and [xrEndFrame](#) each frame, establishing synchronization with the runtime. Once the runtime is synchronized with the application's frame loop and ready to display application's frames, the session moves into the `XR_SESSION_STATE_SYNCHRONIZED` state. In this state, the submitted frames will not be displayed or visible to the user yet.
5. When the runtime intends to display frames from the application, it notifies with `XR_SESSION_STATE_VISIBLE` state, and sets `XrFrameState::shouldRender` to `true` in [xrWaitFrame](#). The application should render XR content and submit the composition layers to [xrEndFrame](#).
6. When the runtime determines the application is eligible to receive XR inputs, e.g. motion controller or hand tracking inputs, it notifies with `XR_SESSION_STATE_FOCUSED` state. The application can expect to receive active [action inputs](#).
7. When the runtime determines the application has lost XR input focus, it moves the session state from `XR_SESSION_STATE_FOCUSED` to `XR_SESSION_STATE_VISIBLE` state. The application may need to change its own internal state while input is unavailable. Since the session is still visible, the application needs to render and submit frames at full frame rate, but may wish to change visually to indicate its input suspended state. When the runtime returns XR focus back to the application, it moves the session state back to `XR_SESSION_STATE_FOCUSED`.
8. When the runtime needs to end a [running session](#) due to the user closing or switching the application, the runtime will change the session state through appropriate intermediate ones and finally to `XR_SESSION_STATE_STOPPING`. When the application receives the `XR_SESSION_STATE_STOPPING` event, it should stop its frame loop and then call [xrEndSession](#) to tell the runtime to [stop the running session](#).
9. After [xrEndSession](#), the runtime transitions the session state to `XR_SESSION_STATE_IDLE`. If the XR session is temporarily paused in the background, the runtime will keep the session state at `XR_SESSION_STATE_IDLE` and later transition the session state back to `XR_SESSION_STATE_READY` when the XR session is resumed. If the runtime determines that its use of this XR session has concluded, it will transition the session state from `XR_SESSION_STATE_IDLE` to `XR_SESSION_STATE_EXITING`.
10. When the application receives the `XR_SESSION_STATE_EXITING` event, it releases the resources related to the session and calls [xrDestroySession](#).

A session is considered **running** after a successful call to [xrBeginSession](#) and remains running until any call is made to [xrEndSession](#). Certain functions are only valid to call when a session is running, such as [xrWaitFrame](#), or else the `XR_ERROR_SESSION_NOT_RUNNING` error **must** be returned by the runtime.

A session is considered **not running** before a successful call to [xrBeginSession](#) and becomes not

running again after any call is made to `xrEndSession`. Certain functions are only valid to call when a session is not running, such as `xrBeginSession`, or else the `XR_ERROR_SESSION_RUNNING` error **must** be returned by the runtime.

If an error is returned from `xrBeginSession`, the session remains in its current running or not running state. Calling `xrEndSession` always transitions a session to the not running state, regardless of any errors returned.

Only running sessions may become focused sessions that receive XR input. When a session is **not running**, the application **must** not submit frames. This is important because without a running session, the runtime no longer has to spend resources on sub-systems (tracking etc.) that are no longer needed by the application.

An application **must** call `xrBeginSession` when the session is in the `XR_SESSION_STATE_READY` state, or `XR_ERROR_SESSION_NOT_READY` will be returned; it **must** call `xrEndSession` when the session is in the `XR_SESSION_STATE_STOPPING` state, otherwise `XR_ERROR_SESSION_NOT_STOPPING` will be returned. This is to allow the runtimes to seamlessly transition from one application's session to another.

The application **can** call `xrDestroySession` at any time during the session life cycle, however, it **must** stop using the `XrSession` handle immediately in all threads and stop using any related resources. Therefore, it's typically undesirable to destroy a **running session** and instead it's recommended to wait for `XR_SESSION_STATE_EXITING` to destroy a session.

9.2. Session Creation

To present graphical content on an output device, OpenXR applications need to pick a graphics API which is supported by the runtime. Unextended OpenXR does not support any graphics APIs natively but provides a number of extensions of which each runtime can support any subset. These extensions can be activated during `XrInstance` create time.

During `XrSession` creation the application **must** provide information about which graphics API it intends to use by adding an `XrGraphicsBinding*` struct of one (and only one) of the enabled graphics API extensions to the next chain of `XrSessionCreateInfo`. The application **must** call the `xrGet*GraphicsRequirements` method (where `*` is a placeholder) provided by the chosen graphics API extension before attempting to create the session (for example, `xrGetD3D11GraphicsRequirementsKHR`, `xrGetD3D12GraphicsRequirementsKHR`, `xrGetOpenGLGraphicsRequirementsKHR`, `xrGetVulkanGraphicsRequirementsKHR`, `xrGetVulkanGraphicsRequirements2KHR`).

Unless specified differently in the graphics API extension, the application is responsible for creating a valid graphics device binding based on the requirements returned by `xrGet*GraphicsRequirements` methods (for details refer to the extension specification of the graphics API).

The `xrCreateSession` function is defined as:

```
// Provided by XR_VERSION_1_0
XrResult xrCreateSession(
    XrInstance                instance,
    const XrSessionCreateInfo* createInfo,
    XrSession*                session);
```

Parameter Descriptions

- `instance` is the instance from which `XrSessionCreateInfo::systemId` was retrieved.
- `createInfo` is a pointer to an `XrSessionCreateInfo` structure containing information about how to create the session.
- `session` is a pointer to a handle in which the created `XrSession` is returned.

Creates a session using the provided `createInfo` and returns a handle to that session. This session is created in the `XR_SESSION_STATE_IDLE` state, and a corresponding `XrEventDataSessionStateChanged` event to the `XR_SESSION_STATE_IDLE` state **must** be generated as the first such event for the new session.

The runtime **must** return `XR_ERROR_GRAPHICS_REQUIREMENTS_CALL_MISSING` (`XR_ERROR_VALIDATION_FAILURE` may be returned due to legacy behavior) on calls to `xrCreateSession` if a function named like `xrGet*GraphicsRequirements` has not been called for the same `instance` and `XrSessionCreateInfo::systemId`. (See graphics binding extensions for details.)

Valid Usage (Implicit)

- `instance` **must** be a valid `XrInstance` handle
- `createInfo` **must** be a pointer to a valid `XrSessionCreateInfo` structure
- `session` **must** be a pointer to an `XrSession` handle

Return Codes

Success

- `XR_SUCCESS`

Failure

- `XR_ERROR_VALIDATION_FAILURE`
- `XR_ERROR_RUNTIME_FAILURE`
- `XR_ERROR_HANDLE_INVALID`
- `XR_ERROR_INSTANCE_LOST`
- `XR_ERROR_OUT_OF_MEMORY`
- `XR_ERROR_LIMIT_REACHED`
- `XR_ERROR_SYSTEM_INVALID`
- `XR_ERROR_INITIALIZATION_FAILED`
- `XR_ERROR_GRAPHICS_REQUIREMENTS_CALL_MISSING`
- `XR_ERROR_GRAPHICS_DEVICE_INVALID`

The `XrSessionCreateInfo` structure is defined as:

```
typedef struct XrSessionCreateInfo {  
    XrStructureType      type;  
    const void*          next;  
    XrSessionCreateFlags createFlags;  
    XrSystemId           systemId;  
} XrSessionCreateInfo;
```

Member Descriptions

- `type` is the `XrStructureType` of this structure.
- `next` is `NULL` or a pointer to the next structure in a structure chain. No such structures are defined in core OpenXR. Note that in most cases one graphics API extension specific struct needs to be in this next chain.
- `createFlags` identifies `XrSessionCreateFlags` that apply to the creation.
- `systemId` is the `XrSystemId` representing the system of devices to be used by this session.

Valid Usage

- `systemId` **must** be a valid `XrSystemId` or `XR_ERROR_SYSTEM_INVALID` **must** be returned.
- `next`, unless otherwise specified via an extension, **must** contain exactly one graphics API binding structure (a structure whose name begins with “`XrGraphicsBinding`”) or `XR_ERROR_GRAPHICS_DEVICE_INVALID` **must** be returned.

Valid Usage (Implicit)

- `type` **must** be `XR_TYPE_SESSION_CREATE_INFO`
- `next` **must** be `NULL` or a valid pointer to the `next` structure in a structure chain. See also:
`XrGraphicsBindingD3D11KHR`, `XrGraphicsBindingD3D12KHR`,
`XrGraphicsBindingOpenGLESAndroidKHR`, `XrGraphicsBindingOpenGLWaylandKHR`,
`XrGraphicsBindingOpenGLWin32KHR`, `XrGraphicsBindingOpenGLXcbKHR`,
`XrGraphicsBindingOpenGLXlibKHR`, `XrGraphicsBindingVulkanKHR`
- `createFlags` **must** be `0`

The `XrSessionCreateInfo::createFlags` member is of the following type, and contains a bitwise-OR of zero or more of the bits defined in `XrSessionCreateFlagBits`.

```
typedef XrFlags64 XrSessionCreateFlags;
```

Valid bits for `XrSessionCreateFlags` are defined by `XrSessionCreateFlagBits`.

```
// Flag bits for XrSessionCreateFlags
```

There are currently no session creation flags. This is reserved for future use.

The `xrDestroySession` function is defined as.

```
// Provided by XR_VERSION_1_0  
XrResult xrDestroySession(  
    XrSession  
    session);
```

Parameter Descriptions

- `session` is the session to destroy.

`XrSession` handles are destroyed using `xrDestroySession`. When an `XrSession` is destroyed, all handles that are children of that `XrSession` are also destroyed.

The application is responsible for ensuring that it has no calls using `session` in progress when the session is destroyed.

`xrDestroySession` can be called when the session is in any session state.

Valid Usage (Implicit)

- `session` **must** be a valid `XrSession` handle

Thread Safety

- Access to `session`, and any child handles, **must** be externally synchronized

Return Codes

Success

- `XR_SUCCESS`

Failure

- `XR_ERROR_HANDLE_INVALID`

9.3. Session Control

The `xrBeginSession` function is defined as:

```
// Provided by XR_VERSION_1_0
XrResult xrBeginSession(
    XrSession session,
    const XrSessionBeginInfo* beginInfo);
```

Parameter Descriptions

- `session` is a valid `XrSession` handle.
- `beginInfo` is a pointer to an `XrSessionBeginInfo` structure.

When the application receives `XrEventDataSessionStateChanged` event with the `XR_SESSION_STATE_READY` state, the application **should** then call `xrBeginSession` to start rendering frames for display to the user.

After this function successfully returns, the session **is considered to be running**. The application **should** then start its frame loop consisting of some sequence of `xrWaitFrame/xrBeginFrame/xrEndFrame` calls.

If the session **is already running** when the application calls `xrBeginSession`, the runtime **must** return error `XR_ERROR_SESSION_RUNNING`. If the session **is not running** when the application calls `xrBeginSession`, but the session is not yet in the `XR_SESSION_STATE_READY` state, the runtime **must** return error `XR_ERROR_SESSION_NOT_READY`.

Note that a runtime **may** decide not to show the user any given frame from a session at any time, for example if the user has switched to a different application's running session. The application should check whether `xrWaitFrame` returns `XrFrameState::shouldRender` set to true before rendering a given frame to determine whether that frame will be visible to the user.

Runtime session frame state **must** start in a reset state when a session transitions to **running** so that no state is carried over from when the same session was previously running. Frame state in this context includes `xrWaitFrame`, `xrBeginFrame`, and `xrEndFrame` call order enforcement.

If `XrSessionBeginInfo::primaryViewConfigurationType` in `beginInfo` is not supported by the `XrSystemId` used to create the `session`, the runtime **must** return `XR_ERROR_VIEW_CONFIGURATION_TYPE_UNSUPPORTED`.

Valid Usage (Implicit)

- `session` **must** be a valid `XrSession` handle
- `beginInfo` **must** be a pointer to a valid `XrSessionBeginInfo` structure

Return Codes

Success

- `XR_SUCCESS`
- `XR_SESSION_LOSS_PENDING`

Failure

- `XR_ERROR_VALIDATION_FAILURE`
- `XR_ERROR_RUNTIME_FAILURE`
- `XR_ERROR_HANDLE_INVALID`
- `XR_ERROR_INSTANCE_LOST`
- `XR_ERROR_SESSION_LOST`
- `XR_ERROR_VIEW_CONFIGURATION_TYPE_UNSUPPORTED`
- `XR_ERROR_SESSION_RUNNING`
- `XR_ERROR_SESSION_NOT_READY`

The `XrSessionBeginInfo` structure is defined as:

```
typedef struct XrSessionBeginInfo {  
    XrStructureType      type;  
    const void*         next;  
    XrViewConfigurationType primaryViewConfigurationType;  
} XrSessionBeginInfo;
```

Member Descriptions

- `type` is the `XrStructureType` of this structure.
- `next` is `NULL` or a pointer to the next structure in a structure chain. No such structures are defined in core OpenXR.
- `primaryViewConfigurationType` is the `XrViewConfigurationType` to use during this session to provide images for the form factor's primary displays.

Valid Usage (Implicit)

- **type** **must** be `XR_TYPE_SESSION_BEGIN_INFO`
- **next** **must** be `NULL` or a valid pointer to the [next structure in a structure chain](#)
- **primaryViewConfigurationType** **must** be a valid `XrViewConfigurationType` value

The `xrEndSession` function is defined as:

```
// Provided by XR_VERSION_1_0
XrResult xrEndSession(
    XrSession session);
```

Parameter Descriptions

- **session** is a handle to a [running XrSession](#).

When the application receives `XrEventDataSessionStateChanged` event with the `XR_SESSION_STATE_STOPPING` state, the application should stop its frame loop and then call `xrEndSession` to end the [running](#) session. This function signals to the runtime that the application will no longer call `xrWaitFrame`, `xrBeginFrame` or `xrEndFrame` from any thread allowing the runtime to safely transition the session to `XR_SESSION_STATE_IDLE`. The application **must** also avoid reading input state or sending haptic output after calling `xrEndSession`.

If the session [is not running](#) when the application calls `xrEndSession`, the runtime **must** return error `XR_ERROR_SESSION_NOT_RUNNING`. If the session [is still running](#) when the application calls `xrEndSession`, but the session is not yet in the `XR_SESSION_STATE_STOPPING` state, the runtime **must** return error `XR_ERROR_SESSION_NOT_STOPPING`.

If the application wishes to exit a running session, the application can call `xrRequestExitSession` so that the session transitions from `XR_SESSION_STATE_IDLE` to `XR_SESSION_STATE_EXITING`.

Valid Usage (Implicit)

- **session** **must** be a valid `XrSession` handle

Return Codes

Success

- `XR_SUCCESS`
- `XR_SESSION_LOSS_PENDING`

Failure

- `XR_ERROR_VALIDATION_FAILURE`
- `XR_ERROR_RUNTIME_FAILURE`
- `XR_ERROR_HANDLE_INVALID`
- `XR_ERROR_INSTANCE_LOST`
- `XR_ERROR_SESSION_LOST`
- `XR_ERROR_SESSION_NOT_STOPPING`
- `XR_ERROR_SESSION_NOT_RUNNING`

When an application wishes to exit a **running** session, it **can** call `xrRequestExitSession`, requesting that the runtime transition through the various intermediate session states including `XR_SESSION_STATE_STOPPING` to `XR_SESSION_STATE_EXITING`.

On platforms where an application's lifecycle is managed by the system, session state changes may be implicitly triggered by application lifecycle state changes. On such platforms, using platform-specific methods to alter application lifecycle state may be the preferred method of provoking session state changes. The behavior of `xrRequestExitSession` is not altered, however explicit session exit **may** not interact with the platform-specific application lifecycle.

The `xrRequestExitSession` function is defined as:

```
// Provided by XR_VERSION_1_0
XrResult xrRequestExitSession(
    XrSession session);
```

Parameter Descriptions

- `session` is a handle to a running `XrSession`.

If `session` is **not running** when `xrRequestExitSession` is called, `XR_ERROR_SESSION_NOT_RUNNING` **must** be returned.

Valid Usage (Implicit)

- `session` **must** be a valid [XrSession](#) handle

Return Codes

Success

- `XR_SUCCESS`
- `XR_SESSION_LOSS_PENDING`

Failure

- `XR_ERROR_VALIDATION_FAILURE`
- `XR_ERROR_RUNTIME_FAILURE`
- `XR_ERROR_HANDLE_INVALID`
- `XR_ERROR_INSTANCE_LOST`
- `XR_ERROR_SESSION_LOST`
- `XR_ERROR_SESSION_NOT_RUNNING`

9.4. Session States

While events can be expanded upon, there are a minimum set of lifecycle events which can occur which all OpenXR applications must be aware of. These events are detailed below.

9.4.1. XrEventDataSessionStateChanged

The [XrEventDataSessionStateChanged](#) structure is defined as:

```
// Provided by XR_VERSION_1_0
typedef struct XrEventDataSessionStateChanged {
    XrStructureType    type;
    const void*        next;
    XrSession           session;
    XrSessionState     state;
    XrTime              time;
} XrEventDataSessionStateChanged;
```

Member Descriptions

- `type` is the [XrStructureType](#) of this structure.
- `next` is `NULL` or a pointer to the next structure in a structure chain. No such structures are defined in core OpenXR.
- `session` is the [XrSession](#) which has changed state.
- `state` is the current [XrSessionState](#) of the `session`.
- `time` is an [XrTime](#) which indicates the time of the state change.

Receiving the [XrEventDataSessionStateChanged](#) event structure indicates that the application has changed lifecycle state.

Valid Usage (Implicit)

- `type` **must** be `XR_TYPE_EVENT_DATA_SESSION_STATE_CHANGED`
- `next` **must** be `NULL` or a valid pointer to the [next structure in a structure chain](#)

The [XrSessionState](#) enumerates the possible session lifecycle states:

```
typedef enum XrSessionState {
    XR_SESSION_STATE_UNKNOWN = 0,
    XR_SESSION_STATE_IDLE = 1,
    XR_SESSION_STATE_READY = 2,
    XR_SESSION_STATE_SYNCHRONIZED = 3,
    XR_SESSION_STATE_VISIBLE = 4,
    XR_SESSION_STATE_FOCUSED = 5,
    XR_SESSION_STATE_STOPPING = 6,
    XR_SESSION_STATE_LOSS_PENDING = 7,
    XR_SESSION_STATE_EXITING = 8,
    XR_SESSION_STATE_MAX_ENUM = 0x7FFFFFFF
} XrSessionState;
```

Enumerant Descriptions

- `XR_SESSION_STATE_UNKNOWN`. An unknown state. The runtime **must** not return this value in an `XrEventDataSessionStateChanged` event.
- `XR_SESSION_STATE_IDLE`. The initial state after calling `xrCreateSession` or returned to after calling `xrEndSession`.
- `XR_SESSION_STATE_READY`. The application is ready to call `xrBeginSession` and `sync its frame loop with the runtime`.
- `XR_SESSION_STATE_SYNCHRONIZED`. The application has synced its frame loop with the runtime but is not visible to the user.
- `XR_SESSION_STATE_VISIBLE`. The application has `synced its frame loop with the runtime` and is visible to the user but cannot receive XR input.
- `XR_SESSION_STATE_FOCUSED`. The application has `synced its frame loop with the runtime`, is visible to the user and can receive XR input.
- `XR_SESSION_STATE_STOPPING`. The application should exit its frame loop and call `xrEndSession`.
- `XR_SESSION_STATE_LOSS_PENDING`. The session is in the process of being lost. The application should destroy the current session and can optionally recreate it.
- `XR_SESSION_STATE_EXITING`. The application should end its XR experience and not automatically restart it.

The `XR_SESSION_STATE_UNKNOWN` state **must** not be returned by the runtime, and is only defined to avoid `0` being a valid state.

Receiving the `XR_SESSION_STATE_IDLE` state indicates that the runtime considers the session is idle. Applications in this state **should** minimize resource consumption but continue to call `xrPollEvent` at some reasonable cadence.

Receiving the `XR_SESSION_STATE_READY` state indicates that the runtime desires the application to prepare rendering resources, begin its session and synchronize its frame loop with the runtime.

The application does this by successfully calling `xrBeginSession` and then running its frame loop by calling `xrWaitFrame`, `xrBeginFrame` and `xrEndFrame` in a loop. If the runtime wishes to return the session to the `XR_SESSION_STATE_IDLE` state, it **must** wait until the application calls `xrBeginSession`. After returning from the `xrBeginSession` call, the runtime may then immediately transition forward through the `XR_SESSION_STATE_SYNCHRONIZED` state to the `XR_SESSION_STATE_STOPPING` state, to request that the application end this session. If the system supports a user engagement sensor and runtime is in `XR_SESSION_STATE_IDLE` state, the runtime **may** wait until the user starts engaging with the device before transitioning to the `XR_SESSION_STATE_READY` state.

Receiving the `XR_SESSION_STATE_SYNCHRONIZED` state indicates that the application has `synchronized its frame loop with the runtime`, but its frames are not visible to the user. The application **should** continue

running its frame loop by calling `xrWaitFrame`, `xrBeginFrame` and `xrEndFrame`, although it should avoid heavy GPU work so that other visible applications can take CPU and GPU precedence. The application can save resources here by skipping rendering and not submitting any composition layers until `xrWaitFrame` returns an `XrFrameState` with `shouldRender` set to true. A runtime **may** use this frame synchronization to facilitate seamless switching from a previous XR application to this application on a frame boundary.

Receiving the `XR_SESSION_STATE_VISIBLE` state indicates that the application has [synchronized its frame loop with the runtime](#), and the session's frames will be visible to the user, but the session is not eligible to receive XR input. An application may be visible but not have focus, for example when the runtime is composing a modal pop-up on top of the application's rendered frames. The application **should** continue running its frame loop, rendering and submitting its composition layers, although it may wish to pause its experience, as users cannot interact with the application at this time. It is important for applications to continue rendering when visible, even when they do not have focus, so the user continues to see something reasonable underneath modal pop-ups. Runtimes **should** make input actions inactive while the application is unfocused, and applications should react to an inactive input action by skipping rendering of that action's input avatar (depictions of hands or other tracked objects controlled by the user).

Receiving the `XR_SESSION_STATE_FOCUSED` state indicates that the application has [synchronized its frame loop with the runtime](#), the session's frames will be visible to the user, and the session is eligible to receive XR input. The runtime **should** only give one session XR input focus at any given time. The application **should** be running its frame loop, rendering and submitting composition layers, including input avatars (depictions of hands or other tracked objects controlled by the user) for any input actions that are active. The runtime **should** avoid rendering its own input avatars when an application is focused, unless input from a given source is being captured by the runtime at the moment.

Receiving the `XR_SESSION_STATE_STOPPING` state indicates that the runtime has determined that the application should halt its rendering loop. Applications **should** exit their rendering loop and call `xrEndSession` when in this state. A possible reason for this would be to minimize contention between multiple applications. If the system supports a user engagement sensor and the session is running, the runtime **may** transition to the `XR_SESSION_STATE_STOPPING` state when the user stops engaging with the device.

Receiving the `XR_SESSION_STATE_EXITING` state indicates the runtime wishes the application to terminate its XR experience, typically due to a user request via a runtime user interface. Applications **should** gracefully end their process when in this state if they do not have a non-XR user experience.

Receiving the `XR_SESSION_STATE_LOSS_PENDING` state indicates the runtime is no longer able to operate with the current session, for example due to the loss of a display hardware connection. An application **should** call `xrDestroySession` and **may** end its process or decide to poll `xrGetSystem` at some reasonable cadence to get a new `XrSystemId`, and re-initialize all graphics resources related to the new system, and then create a new session using `xrCreateSession`. After the event is queued, subsequent calls to functions that accept `XrSession` parameters **must** no longer return any success code other than `XR_SESSION_LOSS_PENDING` for the given `XrSession` handle. The `XR_SESSION_LOSS_PENDING` success result is returned for an unspecified grace period of time, and the functions that return it simulate success in

their behavior. If the runtime has no reasonable way to successfully complete a given function (e.g. `xrCreateSwapchain`) when a lost session is pending, or if the runtime is not able to provide the application a grace period, the runtime **may** return `XR_ERROR_SESSION_LOST`. Thereafter, functions which accept `XrSession` parameters for the lost session **may** return `XR_ERROR_SESSION_LOST` to indicate that the function failed and the given session was lost. The `XrSession` handle and child handles are henceforth unusable and **should** be destroyed by the application in order to immediately free up resources associated with those handles.

Chapter 10. Rendering

10.1. Swapchain Image Management

```
XR_DEFINE_HANDLE(XrSwapchain)
```

Normal XR applications will want to present rendered images to the user. To allow this, the runtime provides images organized in swapchains for the application to render into. The runtime **must** allow applications to create multiple swapchains.

Swapchain image format support by the runtime is specified by the `xrEnumerateSwapchainFormats` function. Runtimes **should** support `R8G8B8A8` and `R8G8B8A8 sRGB` formats if possible.

Swapchain images **can** be 2D or 2D Array.

Rendering operations involving composition of submitted layers are assumed to be internally performed by the runtime in linear color space. Images submitted in sRGB color space **must** be created using an API-specific sRGB format (e.g. `DXGI_FORMAT_R8G8B8A8_UNORM_SRGB`, `GL_SRGB8_ALPHA8`, `VK_FORMAT_R8G8B8A8_SRGB`) to apply automatic sRGB-to-linear conversion when read by the runtime. All other formats will be treated as linear values.

Note



OpenXR applications **should** avoid submitting linear encoded 8 bit color data (e.g. `DXGI_FORMAT_R8G8B8A8_UNORM`) whenever possible as it **may** result in color banding.

Gritz, L. and d'Eon, E. 2007. The Importance of Being Linear. In: H. Nguyen, ed., *GPU Gems 3*. Addison-Wesley Professional. <https://developer.nvidia.com/gpugems/gpugems3/part-iv-image-effects/chapter-24-importance-being-linear>

Note



DXGI resources will be created with their associated TYPELESS format, but the runtime will use the application-specified format for reading the data.

The `xrEnumerateSwapchainFormats` function is defined as:


```
// Provided by XR_VERSION_1_0
XrResult xrEnumerateSwapchainFormats(
    XrSession                session,
    uint32_t                 formatCapacityInput,
    uint32_t*                formatCountOutput,
    int64_t*                 formats);
```

Parameter Descriptions

- `session` is the session that enumerates the supported formats.
- `formatCapacityInput` is the capacity of the `formats`, or 0 to retrieve the required capacity.
- `formatCountOutput` is a pointer to the count of `uint64_t` formats written, or a pointer to the required capacity in the case that `formatCapacityInput` is insufficient.
- `formats` is a pointer to an array of `int64_t` format ids, but **can** be `NULL` if `formatCapacityInput` is 0. The format ids are specific to the specified graphics API.
- See the [Buffer Size Parameters](#) section for a detailed description of retrieving the required `formats` size.

`xrEnumerateSwapchainFormats` enumerates the texture formats supported by the current session. The type of formats returned are dependent on the graphics API specified in `xrCreateSession`. For example, if a DirectX graphics API was specified, then the enumerated formats correspond to the DXGI formats, such as `DXGI_FORMAT_R8G8B8A8_UNORM_SRGB`. Texture formats **should** be in order from highest to lowest runtime preference. The application **should** use the highest preference format that it supports for optimal performance and quality.

With an OpenGL-based graphics API, the texture formats correspond to OpenGL internal formats.

With a Direct3D-based graphics API, `xrEnumerateSwapchainFormats` never returns typeless formats (e.g. `DXGI_FORMAT_R8G8B8A8_TYPELESS`). Only concrete formats are returned, and only concrete formats **may** be specified by applications for swapchain creation.

Runtimes **must** always return identical buffer contents from this enumeration for the lifetime of the session.

Valid Usage (Implicit)

- `session` **must** be a valid `XrSession` handle
- `formatCountOutput` **must** be a pointer to a `uint32_t` value
- If `formatCapacityInput` is not 0, `formats` **must** be a pointer to an array of `formatCapacityInput` `int64_t` values

Return Codes

Success

- `XR_SUCCESS`
- `XR_SESSION_LOSS_PENDING`

Failure

- `XR_ERROR_VALIDATION_FAILURE`
- `XR_ERROR_RUNTIME_FAILURE`
- `XR_ERROR_HANDLE_INVALID`
- `XR_ERROR_INSTANCE_LOST`
- `XR_ERROR_SESSION_LOST`
- `XR_ERROR_SIZE_INSUFFICIENT`

The `xrCreateSwapchain` function is defined as:

```
// Provided by XR_VERSION_1_0
XrResult xrCreateSwapchain(
    XrSession session,
    const XrSwapchainCreateInfo* createInfo,
    XrSwapchain* swapchain);
```

Parameter Descriptions

- `session` is the session that creates the image.
- `createInfo` is a pointer to an `XrSwapchainCreateInfo` structure containing parameters to be used to create the image.
- `swapchain` is a pointer to a handle in which the created `XrSwapchain` is returned.

Creates an `XrSwapchain` handle. The returned swapchain handle **may** be subsequently used in API calls. Multiple `XrSwapchain` handles **may** exist simultaneously, up to some limit imposed by the runtime. The `XrSwapchain` handle **must** be eventually freed via the `xrDestroySwapchain` function. The runtime **must** return `XR_ERROR_SWAPCHAIN_FORMAT_UNSUPPORTED` if the image format specified in the `XrSwapchainCreateInfo` is unsupported. The runtime **must** return `XR_ERROR_FEATURE_UNSUPPORTED` if any bit of the create or usage flags specified in the `XrSwapchainCreateInfo` is unsupported.

Valid Usage (Implicit)

- `session` **must** be a valid `XrSession` handle
- `createInfo` **must** be a pointer to a valid `XrSwapchainCreateInfo` structure
- `swapchain` **must** be a pointer to an `XrSwapchain` handle

Return Codes

Success

- `XR_SUCCESS`
- `XR_SESSION_LOSS_PENDING`

Failure

- `XR_ERROR_VALIDATION_FAILURE`
- `XR_ERROR_RUNTIME_FAILURE`
- `XR_ERROR_HANDLE_INVALID`
- `XR_ERROR_INSTANCE_LOST`
- `XR_ERROR_SESSION_LOST`
- `XR_ERROR_OUT_OF_MEMORY`
- `XR_ERROR_LIMIT_REACHED`
- `XR_ERROR_SWAPCHAIN_FORMAT_UNSUPPORTED`
- `XR_ERROR_FEATURE_UNSUPPORTED`

The `XrSwapchainCreateInfo` structure is defined as:

```
typedef struct XrSwapchainCreateInfo {
    XrStructureType      type;
    const void*          next;
    XrSwapchainCreateFlags createFlags;
    XrSwapchainUsageFlags usageFlags;
    int64_t              format;
    uint32_t              sampleCount;
    uint32_t              width;
    uint32_t              height;
    uint32_t              faceCount;
    uint32_t              arraySize;
    uint32_t              mipCount;
} XrSwapchainCreateInfo;
```

Member Descriptions

- `type` is the [XrStructureType](#) of this structure.
- `next` is `NULL` or a pointer to the next structure in a structure chain. No such structures are defined in core OpenXR.
- `createFlags` is a bitmask of [XrSwapchainCreateFlagBits](#) describing additional properties of the swapchain.
- `usageFlags` is a bitmask of [XrSwapchainUsageFlagBits](#) describing the intended usage of the swapchain's images. The usage flags define how the corresponding graphics API objects are created. A mismatch **may** result in swapchain images that do not support the application's usage.
- `format` is a graphics API-specific texture format identifier. For example, if the graphics API specified in [xrCreateSession](#) is Vulkan, then this format is a Vulkan format such as `VK_FORMAT_R8G8B8A8_SRGB`. The format identifies the format that the runtime will interpret the texture as upon submission. Valid formats are indicated by [xrEnumerateSwapchainFormats](#).
- `sampleCount` is the number of sub-data element samples in the image, **must** not be `0` or greater than the graphics API's maximum limit.
- `width` is the width of the image, **must** not be `0` or greater than the graphics API's maximum limit.
- `height` is the height of the image, **must** not be `0` or greater than the graphics API's maximum limit.
- `faceCount` is the number of faces, which **must** be either `6` (for cubemaps) or `1`.
- `arraySize` is the number of array layers in the image or `1` for a 2D image, **must** not be `0` or greater than the graphics API's maximum limit.
- `mipCount` describes the number of levels of detail available for minified sampling of the image, **must** not be `0` or greater than the graphics API's maximum limit.

Valid Usage (Implicit)

- `type` **must** be `XR_TYPE_SWAPCHAIN_CREATE_INFO`
- `next` **must** be `NULL` or a valid pointer to the [next structure in a structure chain](#)
- `createFlags` **must** be `0` or a valid combination of [XrSwapchainCreateFlagBits](#) values
- `usageFlags` **must** be `0` or a valid combination of [XrSwapchainUsageFlagBits](#) values

The [XrSwapchainCreateInfo::createFlags](#) member is of the following type, and contains a bitwise-OR of zero or more of the bits defined in [XrSwapchainCreateFlagBits](#).

```
typedef XrFlags64 XrSwapchainCreateFlags;
```

Valid bits for [XrSwapchainCreateFlags](#) are defined by [XrSwapchainCreateFlagBits](#), which is specified as:

```
// Flag bits for XrSwapchainCreateFlags
static const XrSwapchainCreateFlags XR_SWAPCHAIN_CREATE_PROTECTED_CONTENT_BIT =
0x00000001;
static const XrSwapchainCreateFlags XR_SWAPCHAIN_CREATE_STATIC_IMAGE_BIT = 0x00000002;
```

The flag bits have the following meanings:

Flag Descriptions

- [XR_SWAPCHAIN_CREATE_PROTECTED_CONTENT_BIT](#) indicates that the swapchain's images will be protected from CPU access, using a mechanism such as Vulkan protected memory.
- [XR_SWAPCHAIN_CREATE_STATIC_IMAGE_BIT](#) indicates that the application will acquire and release only one image to this swapchain over its entire lifetime. The runtime **must** allocate only one swapchain image.

A runtime **may** implement any of these, but is not required to. A runtime **must** return [XR_ERROR_FEATURE_UNSUPPORTED](#) from [xrCreateSwapchain](#) if an [XrSwapchainCreateFlags](#) bit is requested but not implemented.

[XrSwapchainUsageFlags](#) specify the intended usage of the swapchain images. The [XrSwapchainCreateInfo::usageFlags](#) member is of this type, and contains a bitwise-OR of one or more of the bits defined in [XrSwapchainUsageFlagBits](#).

```
typedef XrFlags64 XrSwapchainUsageFlags;
```

When images are created, the runtime needs to know how the images are used in a way that requires more information than simply the image format. The [XrSwapchainCreateInfo](#) passed to [xrCreateSwapchain](#) **must** match the intended usage.

Flags include:

```
// Flag bits for XrSwapchainUsageFlags
static const XrSwapchainUsageFlags XR_SWAPCHAIN_USAGE_COLOR_ATTACHMENT_BIT = 0x00000001;
static const XrSwapchainUsageFlags XR_SWAPCHAIN_USAGE_DEPTH_STENCIL_ATTACHMENT_BIT =
0x00000002;
static const XrSwapchainUsageFlags XR_SWAPCHAIN_USAGE_UNORDERED_ACCESS_BIT = 0x00000004;
static const XrSwapchainUsageFlags XR_SWAPCHAIN_USAGE_TRANSFER_SRC_BIT = 0x00000008;
static const XrSwapchainUsageFlags XR_SWAPCHAIN_USAGE_TRANSFER_DST_BIT = 0x00000010;
static const XrSwapchainUsageFlags XR_SWAPCHAIN_USAGE_SAMPLED_BIT = 0x00000020;
static const XrSwapchainUsageFlags XR_SWAPCHAIN_USAGE_MUTABLE_FORMAT_BIT = 0x00000040;
static const XrSwapchainUsageFlags XR_SWAPCHAIN_USAGE_INPUT_ATTACHMENT_BIT_MND =
0x00000080;
static const XrSwapchainUsageFlags XR_SWAPCHAIN_USAGE_INPUT_ATTACHMENT_BIT_KHR =
0x00000080; // alias of XR_SWAPCHAIN_USAGE_INPUT_ATTACHMENT_BIT_MND
```

The flag bits have the following meanings:

Flag Descriptions

- `XR_SWAPCHAIN_USAGE_COLOR_ATTACHMENT_BIT` — Specifies that the image **may** be a color rendering target.
- `XR_SWAPCHAIN_USAGE_DEPTH_STENCIL_ATTACHMENT_BIT` — Specifies that the image **may** be a depth/stencil rendering target.
- `XR_SWAPCHAIN_USAGE_UNORDERED_ACCESS_BIT` — Specifies that the image **may** be accessed out of order and that access **may** be via atomic operations.
- `XR_SWAPCHAIN_USAGE_TRANSFER_SRC_BIT` — Specifies that the image **may** be used as the source of a transfer operation.
- `XR_SWAPCHAIN_USAGE_TRANSFER_DST_BIT` — Specifies that the image **may** be used as the destination of a transfer operation.
- `XR_SWAPCHAIN_USAGE_SAMPLED_BIT` — Specifies that the image **may** be sampled by a shader.
- `XR_SWAPCHAIN_USAGE_MUTABLE_FORMAT_BIT` — Specifies that the image **may** be reinterpreted as another image format.
- `XR_SWAPCHAIN_USAGE_INPUT_ATTACHMENT_BIT_MND` — Specifies that the image **may** be used as a input attachment. (Added by the `XR_MND_swapchain_usage_input_attachment_bit` extension)
- `XR_SWAPCHAIN_USAGE_INPUT_ATTACHMENT_BIT_KHR` — Specifies that the image **may** be used as a input attachment. (Added by the `XR_KHR_swapchain_usage_input_attachment_bit` extension)

The number of images in each swapchain is implementation-defined except in the case of a static swapchain. To obtain the number of images actually allocated, call `xrEnumerateSwapchainImages`.

With a Direct3D-based graphics API, the swapchain returned by `xrCreateSwapchain` will be a typeless

format if the requested format has a typeless analogue. Applications are required to reinterpret the swapchain as a compatible non-typeless type. Upon submitting such swapchains to the runtime, they are interpreted as the format specified by the application in the [XrSwapchainCreateInfo](#).

Swapchains will be created with graphics API-specific flags appropriate to the type of underlying image and its usage.

Runtimes **must** honor underlying graphics API limits when creating resources.

[xrEnumerateSwapchainFormats](#) never returns typeless formats (e.g. `DXGI_FORMAT_R8G8B8A8_TYPELESS`). Only concrete formats are returned, and only concrete formats **may** be specified by applications for swapchain creation.

The [xrDestroySwapchain](#) function is defined as:

```
// Provided by XR_VERSION_1_0
XrResult xrDestroySwapchain(
    XrSwapchain          swapchain);
```

Parameter Descriptions

- `swapchain` is the swapchain to destroy.

All submitted graphics API commands that refer to `swapchain` **must** have completed execution. Runtimes **may** continue to utilize swapchain images after [xrDestroySwapchain](#) is called.

Valid Usage (Implicit)

- `swapchain` **must** be a valid [XrSwapchain](#) handle

Thread Safety

- Access to `swapchain`, and any child handles, **must** be externally synchronized

Return Codes

Success

- `XR_SUCCESS`

Failure

- `XR_ERROR_HANDLE_INVALID`

Swapchain images are acquired, waited on, and released by index, but the number of images in a swapchain is implementation-defined. Additionally, rendering to images requires access to the underlying image primitive of the graphics API being used. Applications **may** query and cache the images at any time after swapchain creation.

The `xrEnumerateSwapchainImages` function is defined as:

```
// Provided by XR_VERSION_1_0
XrResult xrEnumerateSwapchainImages(
    XrSwapchain                swapchain,
    uint32_t                   imageCapacityInput,
    uint32_t*                  imageCountOutput,
    XrSwapchainImageBaseHeader* images);
```

Parameter Descriptions

- `swapchain` is the `XrSwapchain` to get images from.
- `imageCapacityInput` is the capacity of the `images` array, or 0 to indicate a request to retrieve the required capacity.
- `imageCountOutput` is a pointer to the count of `images` written, or a pointer to the required capacity in the case that `imageCapacityInput` is insufficient.
- `images` is a pointer to an array of graphics API-specific `XrSwapchainImage` structures, all of the same type, based on `XrSwapchainImageBaseHeader`. It **can** be `NULL` if `imageCapacityInput` is 0.
- See the [Buffer Size Parameters](#) section for a detailed description of retrieving the required `images` size.

Fills an array of graphics API-specific `XrSwapchainImage` structures. The resources **must** be constant and valid for the lifetime of the `XrSwapchain`.

Runtimes **must** always return identical buffer contents from this enumeration for the lifetime of the swapchain.

Note: `images` is a pointer to an array of structures of graphics API-specific type, not an array of structure pointers.

The pointer submitted as `images` will be treated as an array of the expected graphics API-specific type based on the graphics API used at session creation time. If the `type` member of any array element accessed in this way does not match the expected value, the runtime **must** return `XR_ERROR_VALIDATION_FAILURE`.



Note

Under a typical memory model, a runtime **must** treat the supplied pointer as an opaque blob beginning with `XrSwapchainImageBaseHeader`, until after it has verified the `XrSwapchainImageBaseHeader::type`.

Valid Usage (Implicit)

- `swapchain` **must** be a valid `XrSwapchain` handle
- `imageCountOutput` **must** be a pointer to a `uint32_t` value
- If `imageCapacityInput` is not `0`, `images` **must** be a pointer to an array of `imageCapacityInput` `XrSwapchainImageBaseHeader`-based structures. See also: `XrSwapchainImageD3D11KHR`, `XrSwapchainImageD3D12KHR`, `XrSwapchainImageOpenGLESKHR`, `XrSwapchainImageOpenGLKHR`, `XrSwapchainImageVulkanKHR`

Return Codes

Success

- `XR_SUCCESS`
- `XR_SESSION_LOSS_PENDING`

Failure

- `XR_ERROR_VALIDATION_FAILURE`
- `XR_ERROR_RUNTIME_FAILURE`
- `XR_ERROR_HANDLE_INVALID`
- `XR_ERROR_INSTANCE_LOST`
- `XR_ERROR_SESSION_LOST`
- `XR_ERROR_SIZE_INSUFFICIENT`

The `XrSwapchainImageBaseHeader` structure is defined as:

```
typedef struct XrSwapchainImageBaseHeader {
    XrStructureType    type;
    void*              next;
} XrSwapchainImageBaseHeader;
```

Member Descriptions

- `type` is the `XrStructureType` of this structure. This base structure itself has no associated `XrStructureType` value.
- `next` is `NULL` or a pointer to the next structure in a structure chain. No such structures are defined in core OpenXR.

The `XrSwapchainImageBaseHeader` is a base structure that is extended by graphics API-specific `XrSwapchainImage*` child structures.

Valid Usage (Implicit)

- `type` **must** be one of the following `XrStructureType` values:
`XR_TYPE_SWAPCHAIN_IMAGE_D3D11_KHR`, `XR_TYPE_SWAPCHAIN_IMAGE_D3D12_KHR`,
`XR_TYPE_SWAPCHAIN_IMAGE_OPENGL_ES_KHR`, `XR_TYPE_SWAPCHAIN_IMAGE_OPENGL_KHR`,
`XR_TYPE_SWAPCHAIN_IMAGE_VULKAN_KHR`
- `next` **must** be `NULL` or a valid pointer to the [next structure in a structure chain](#)

Before an application builds graphics API command buffers that refer to an image in a swapchain, it **must** acquire the image from the swapchain. The acquire operation determines the index of the next image to be used in the swapchain. The order in which images are acquired is undefined. The runtime **must** allow the application to acquire more than one image from a single (non-static) swapchain at a time, for example if the application implements a multiple frame deep rendering pipeline.

The `xrAcquireSwapchainImage` function is defined as:

```
// Provided by XR_VERSION_1_0
XrResult xrAcquireSwapchainImage(
    XrSwapchain                swapchain,
    const XrSwapchainImageAcquireInfo* acquireInfo,
    uint32_t*                  index);
```

Parameter Descriptions

- `swapchain` is the swapchain from which to acquire an image.
- `acquireInfo` exists for extensibility purposes, it is `NULL` or a pointer to a valid `XrSwapchainImageAcquireInfo`.
- `index` is the returned image index that has been acquired.

Acquires the image corresponding to the `index` position in the array returned by `xrEnumerateSwapchainImages`. The runtime **must** return `XR_ERROR_CALL_ORDER_INVALID` if the next available index has already been acquired and not yet released with `xrReleaseSwapchainImage`. If the `swapchain` was created with the `XR_SWAPCHAIN_CREATE_STATIC_IMAGE_BIT` set in `XrSwapchainCreateInfo::createFlags`, this function **must** not have been previously called for this swapchain. The runtime **must** return `XR_ERROR_CALL_ORDER_INVALID` if a `swapchain` created with the `XR_SWAPCHAIN_CREATE_STATIC_IMAGE_BIT` set in `XrSwapchainCreateInfo::createFlags` and this function has been successfully called previously for this swapchain.

This function only provides the index of the swapchain image, for example for use in recording command buffers. It does not wait for the image to be usable by the application. The application **must** call `xrWaitSwapchainImage` for each "acquire" call before submitting graphics commands that write to the image.

Valid Usage (Implicit)

- `swapchain` **must** be a valid `XrSwapchain` handle
- If `acquireInfo` is not `NULL`, `acquireInfo` **must** be a pointer to a valid `XrSwapchainImageAcquireInfo` structure
- `index` **must** be a pointer to a `uint32_t` value

Return Codes

Success

- `XR_SUCCESS`
- `XR_SESSION_LOSS_PENDING`

Failure

- `XR_ERROR_VALIDATION_FAILURE`
- `XR_ERROR_RUNTIME_FAILURE`
- `XR_ERROR_HANDLE_INVALID`
- `XR_ERROR_INSTANCE_LOST`
- `XR_ERROR_SESSION_LOST`
- `XR_ERROR_CALL_ORDER_INVALID`

The `XrSwapchainImageAcquireInfo` structure is defined as:

```
typedef struct XrSwapchainImageAcquireInfo {  
    XrStructureType    type;  
    const void*        next;  
} XrSwapchainImageAcquireInfo;
```

Member Descriptions

- `type` is the `XrStructureType` of this structure.
- `next` is `NULL` or a pointer to the next structure in a structure chain. No such structures are defined in core OpenXR.

Because this structure only exists to support extension-specific structures, `xrAcquireSwapchainImage` will accept a `NULL` argument for `xrAcquireSwapchainImage::acquireInfo` for applications that are not using any relevant extensions.

Valid Usage (Implicit)

- `type` **must** be `XR_TYPE_SWAPCHAIN_IMAGE_ACQUIRE_INFO`
- `next` **must** be `NULL` or a valid pointer to the [next structure in a structure chain](#)

The `xrWaitSwapchainImage` function is defined as:

```
// Provided by XR_VERSION_1_0
XrResult xrWaitSwapchainImage(
    XrSwapchain                swapchain,
    const XrSwapchainImageWaitInfo* waitInfo);
```

Parameter Descriptions

- `swapchain` is the swapchain from which to wait for an image.
- `waitInfo` is a pointer to an `XrSwapchainImageWaitInfo` structure.

Before an application begins writing to a swapchain image, it **must** first wait on the image, to avoid writing to it before the compositor has finished reading from it. `xrWaitSwapchainImage` will implicitly wait on the oldest acquired swapchain image which has not yet been successfully waited on. Once a swapchain image has been successfully waited on without timeout, the app **must** release before waiting on the next acquired swapchain image.

This function **may** block for longer than the timeout specified in `XrSwapchainImageWaitInfo` due to scheduling or contention.

If the timeout expires without the image becoming available for writing, `XR_TIMEOUT_EXPIRED` **must** be returned. If `xrWaitSwapchainImage` returns `XR_TIMEOUT_EXPIRED`, the next call to `xrWaitSwapchainImage` will wait on the same image index again until the function succeeds with `XR_SUCCESS`. Note that this is not an error code; `XR_SUCCEEDED(XR_TIMEOUT_EXPIRED)` is `true`.

The runtime **must** eventually relinquish ownership of a swapchain image to the application and **must** not block indefinitely.

The runtime **must** return `XR_ERROR_CALL_ORDER_INVALID` if no image has been acquired by calling `xrAcquireSwapchainImage`.

Valid Usage (Implicit)

- `swapchain` **must** be a valid `XrSwapchain` handle
- `waitInfo` **must** be a pointer to a valid `XrSwapchainImageWaitInfo` structure

Return Codes

Success

- `XR_SUCCESS`
- `XR_SESSION_LOSS_PENDING`
- `XR_TIMEOUT_EXPIRED`

Failure

- `XR_ERROR_VALIDATION_FAILURE`
- `XR_ERROR_RUNTIME_FAILURE`
- `XR_ERROR_HANDLE_INVALID`
- `XR_ERROR_INSTANCE_LOST`
- `XR_ERROR_SESSION_LOST`
- `XR_ERROR_CALL_ORDER_INVALID`

The [XrSwapchainImageWaitInfo](#) structure describes a swapchain image wait operation. It is defined as:

```
typedef struct XrSwapchainImageWaitInfo {
    XrStructureType    type;
    const void*        next;
    XrDuration          timeout;
} XrSwapchainImageWaitInfo;
```

Member Descriptions

- `type` is the [XrStructureType](#) of this structure.
- `next` is `NULL` or a pointer to the next structure in a structure chain. No such structures are defined in core OpenXR.
- `timeout` indicates how many nanoseconds the call **may** block waiting for the image to become available for writing.

Valid Usage (Implicit)

- `type` **must** be `XR_TYPE_SWAPCHAIN_IMAGE_WAIT_INFO`
- `next` **must** be `NULL` or a valid pointer to the [next structure in a structure chain](#)

Once an application is done submitting commands that reference the swapchain image, the application **must** release the swapchain image. `xrReleaseSwapchainImage` will implicitly release the oldest swapchain image which has been acquired. The swapchain image **must** have been successfully waited on without timeout before it is released. `xrEndFrame` will use the most recently released swapchain image. In each frame submitted to the compositor, only one image index from each swapchain will be used. Note that in case the swapchain contains 2D image arrays, one array is referenced per swapchain index and thus the whole image array **may** be used in one frame.

The `xrReleaseSwapchainImage` function is defined as:

```
// Provided by XR_VERSION_1_0
XrResult xrReleaseSwapchainImage(
    XrSwapchain                swapchain,
    const XrSwapchainImageReleaseInfo* releaseInfo);
```

Parameter Descriptions

- `swapchain` is the [XrSwapchain](#) from which to release an image.
- `releaseInfo` exists for extensibility purposes, it is `NULL` or a pointer to a valid [XrSwapchainImageReleaseInfo](#).

If the `swapchain` was created with the `XR_SWAPCHAIN_CREATE_STATIC_IMAGE_BIT` set in `XrSwapchainCreateInfo::createFlags` structure, this function **must** not have been previously called for this swapchain.

The runtime **must** return `XR_ERROR_CALL_ORDER_INVALID` if no image has been waited on by calling `xrWaitSwapchainImage`.

Valid Usage (Implicit)

- `swapchain` **must** be a valid [XrSwapchain](#) handle
- If `releaseInfo` is not `NULL`, `releaseInfo` **must** be a pointer to a valid [XrSwapchainImageReleaseInfo](#) structure

Return Codes

Success

- `XR_SUCCESS`
- `XR_SESSION_LOSS_PENDING`

Failure

- `XR_ERROR_VALIDATION_FAILURE`
- `XR_ERROR_RUNTIME_FAILURE`
- `XR_ERROR_HANDLE_INVALID`
- `XR_ERROR_INSTANCE_LOST`
- `XR_ERROR_SESSION_LOST`
- `XR_ERROR_CALL_ORDER_INVALID`

The `XrSwapchainImageReleaseInfo` structure is defined as:

```
typedef struct XrSwapchainImageReleaseInfo {  
    XrStructureType    type;  
    const void*        next;  
} XrSwapchainImageReleaseInfo;
```

Member Descriptions

- `type` is the `XrStructureType` of this structure.
- `next` is `NULL` or a pointer to the next structure in a structure chain. No such structures are defined in core OpenXR.

Because this structure only exists to support extension-specific structures, `xrReleaseSwapchainImage` will accept a `NULL` argument for `xrReleaseSwapchainImage::releaseInfo` for applications that are not using any relevant extensions.

Valid Usage (Implicit)

- `type` **must** be `XR_TYPE_SWAPCHAIN_IMAGE_RELEASE_INFO`
- `next` **must** be `NULL` or a valid pointer to the [next structure in a structure chain](#)

10.2. View and Projection State

An application uses [xrLocateViews](#) to retrieve the viewer pose and projection parameters needed to render each view for use in a composition projection layer.

The [xrLocateViews](#) function is defined as:

```
// Provided by XR_VERSION_1_0
XrResult xrLocateViews(
    XrSession                session,
    const XrViewLocateInfo*  viewLocateInfo,
    XrViewState*             viewState,
    uint32_t                 viewCapacityInput,
    uint32_t*                viewCountOutput,
    XrView*                  views);
```

Parameter Descriptions

- `session` is a handle to the provided [XrSession](#).
- `viewLocateInfo` is a pointer to a valid [XrViewLocateInfo](#) structure.
- `viewState` is the output structure with the viewer state information.
- `viewCapacityInput` is an input parameter which specifies the capacity of the `views` array. The required capacity **must** be same as defined by the corresponding [XrViewConfigurationType](#).
- `viewCountOutput` is an output parameter which identifies the valid count of `views`.
- `views` is an array of [XrView](#).
- See the [Buffer Size Parameters](#) section for a detailed description of retrieving the required `views` size.

The [xrLocateViews](#) function returns the view and projection info for a particular display time. This time is typically the target display time for a given frame. Repeatedly calling [xrLocateViews](#) with the same time **may** not necessarily return the same result. Instead the prediction gets increasingly accurate as the function is called closer to the given time for which a prediction is made. This allows an application to get the predicted views as late as possible in its pipeline to get the least amount of latency and prediction error.

[xrLocateViews](#) returns an array of [XrView](#) elements, one for each view of the specified view configuration type, along with an [XrViewState](#) containing additional state data shared across all views. The eye each view corresponds to is statically defined in [XrViewConfigurationType](#) in case the application wants to apply eye-specific rendering traits. The [XrViewState](#) and [XrView](#) member data

may change on subsequent calls to `xrLocateViews`, and so applications **must** not assume it to be constant.

If an application gives a `viewLocateInfo` with a `XrViewLocateInfo::viewConfigurationType` that was not passed in the session's call to `xrBeginSession` via the `XrSessionBeginInfo::primaryViewConfigurationType`, or enabled through an extension, then the runtime **must** return `XR_ERROR_VALIDATION_FAILURE`.

Valid Usage (Implicit)

- `session` **must** be a valid `XrSession` handle
- `viewLocateInfo` **must** be a pointer to a valid `XrViewLocateInfo` structure
- `viewState` **must** be a pointer to an `XrViewState` structure
- `viewCountOutput` **must** be a pointer to a `uint32_t` value
- If `viewCapacityInput` is not 0, `views` **must** be a pointer to an array of `viewCapacityInput` `XrView` structures

Return Codes

Success

- `XR_SUCCESS`
- `XR_SESSION_LOSS_PENDING`

Failure

- `XR_ERROR_VALIDATION_FAILURE`
- `XR_ERROR_RUNTIME_FAILURE`
- `XR_ERROR_HANDLE_INVALID`
- `XR_ERROR_INSTANCE_LOST`
- `XR_ERROR_SESSION_LOST`
- `XR_ERROR_SIZE_INSUFFICIENT`
- `XR_ERROR_VIEW_CONFIGURATION_TYPE_UNSUPPORTED`
- `XR_ERROR_TIME_INVALID`

The `XrViewLocateInfo` structure is defined as:

```
typedef struct XrViewLocateInfo {
    XrStructureType    type;
    const void*        next;
    XrViewConfigurationType viewConfigurationType;
    XrTime              displayTime;
    XrSpace              space;
} XrViewLocateInfo;
```

Member Descriptions

- `type` is the [XrStructureType](#) of this structure.
- `next` is `NULL` or a pointer to the next structure in a structure chain.
- `viewConfigurationType` is [XrViewConfigurationType](#) to query for.
- `displayTime` is the time for which the view poses are predicted.
- `space` is the [XrSpace](#) in which the `pose` in each [XrView](#) is expressed.

The [XrViewLocateInfo](#) structure contains the display time and space used to locate the view [XrView](#) structures.

The runtime **must** return error `XR_ERROR_VIEW_CONFIGURATION_TYPE_UNSUPPORTED` if the given `viewConfigurationType` is not one of the supported type reported by [xrEnumerateViewConfigurations](#).

Valid Usage (Implicit)

- `type` **must** be `XR_TYPE_VIEW_LOCATE_INFO`
- `next` **must** be `NULL` or a valid pointer to the [next structure in a structure chain](#)
- `viewConfigurationType` **must** be a valid [XrViewConfigurationType](#) value
- `space` **must** be a valid [XrSpace](#) handle

The [XrView](#) structure is defined as:

```
typedef struct XrView {
    XrStructureType    type;
    void*              next;
    XrPosef             pose;
    XrFovf             fov;
} XrView;
```

Member Descriptions

- **type** is the [XrStructureType](#) of this structure.
- **next** is `NULL` or a pointer to the next structure in a structure chain. No such structures are defined in core OpenXR.
- **pose** is an [XrPosef](#) defining the location and orientation of the view in the **space** specified by the [xrLocateViews](#) function.
- **fov** is the [XrFovf](#) for the four sides of the projection.

The [XrView](#) structure contains view pose and projection state necessary to render a single projection view in the view configuration.

Valid Usage (Implicit)

- **type** **must** be `XR_TYPE_VIEW`
- **next** **must** be `NULL` or a valid pointer to the [next structure in a structure chain](#)

The [XrViewState](#) structure is defined as:

```
typedef struct XrViewState {
    XrStructureType    type;
    void*              next;
    XrViewStateFlags   viewStateFlags;
} XrViewState;
```

Member Descriptions

- **type** is the [XrStructureType](#) of this structure.
- **next** is `NULL` or a pointer to the next structure in a structure chain. No such structures are defined in core OpenXR.
- **viewStateFlags** is a bitmask of [XrViewStateFlagBits](#) indicating state for all views.

The [XrViewState](#) contains additional view state from [xrLocateViews](#) common to all views of the active view configuration.

Valid Usage (Implicit)

- `type` **must** be `XR_TYPE_VIEW_STATE`
- `next` **must** be `NULL` or a valid pointer to the `next` structure in a structure chain
- `viewStateFlags` **must** be `0` or a valid combination of `XrViewStateFlagBits` values

The `XrViewStateFlags` specifies the validity and quality of the corresponding `XrView` array returned by `xrLocateViews`. The `XrViewState::viewStateFlags` member is of this type, and contains a bitwise-OR of zero or more of the bits defined in `XrViewStateFlagBits`.

```
typedef XrFlags64 XrViewStateFlags;
```

Valid bits for `XrViewStateFlags` are defined by `XrViewStateFlagBits`, which is specified as:

```
// Flag bits for XrViewStateFlags
static const XrViewStateFlags XR_VIEW_STATE_ORIENTATION_VALID_BIT = 0x00000001;
static const XrViewStateFlags XR_VIEW_STATE_POSITION_VALID_BIT = 0x00000002;
static const XrViewStateFlags XR_VIEW_STATE_ORIENTATION_TRACKED_BIT = 0x00000004;
static const XrViewStateFlags XR_VIEW_STATE_POSITION_TRACKED_BIT = 0x00000008;
```

The flag bits have the following meanings:

Flag Descriptions

- `XR_VIEW_STATE_ORIENTATION_VALID_BIT` indicates whether all `XrView` orientations contain valid data. Applications **must** not read any of the `XrView::pose orientation` fields if this flag is unset. `XR_VIEW_STATE_ORIENTATION_TRACKED_BIT` **should** generally remain set when this bit is set for views on a tracked headset or handheld device.
- `XR_VIEW_STATE_POSITION_VALID_BIT` indicates whether all `XrView` positions contain valid data. Applications **must** not read any of the `XrView::pose position` fields if this flag is unset. When a view loses tracking, runtimes **should** continue to provide valid but untracked view `position` values that are inferred or last-known, so long as it's still meaningful for the application to render content using that position, clearing `XR_VIEW_STATE_POSITION_TRACKED_BIT` until tracking is recovered.
- `XR_VIEW_STATE_ORIENTATION_TRACKED_BIT` indicates whether all `XrView` orientations represent an actively tracked orientation. This bit **should** generally remain set when `XR_VIEW_STATE_ORIENTATION_VALID_BIT` is set for views on a tracked headset or handheld device.
- `XR_VIEW_STATE_POSITION_TRACKED_BIT` indicates whether all `XrView` positions represent an actively tracked position. When a view loses tracking, runtimes **should** continue to provide valid but untracked view `position` values that are inferred or last-known, e.g. based on neck model updates, inertial dead reckoning, or a last-known position, so long as it's still meaningful for the application to render content using that position.

10.3. Frame Synchronization

An application synchronizes its rendering loop to the runtime by calling `xrWaitFrame`.

The `xrWaitFrame` function is defined as:

```
// Provided by XR_VERSION_1_0
XrResult xrWaitFrame(
    XrSession session,
    const XrFrameWaitInfo* frameWaitInfo,
    XrFrameState* frameState);
```

Parameter Descriptions

- `session` is a valid `XrSession` handle.
- `frameWaitInfo` exists for extensibility purposes, it is `NULL` or a pointer to a valid `XrFrameWaitInfo`.
- `frameState` is a pointer to a valid `XrFrameState`, an output parameter.

`xrWaitFrame` throttles the application frame loop in order to synchronize application frame submissions with the display. `xrWaitFrame` returns a predicted display time for the next time that the runtime predicts a composited frame will be displayed. The runtime **may** affect this computation by changing the return values and throttling of `xrWaitFrame` in response to feedback from frame submission and completion times in `xrEndFrame`. A subsequent `xrWaitFrame` call **must** block until the previous frame has been begun with `xrBeginFrame` and **must** unblock independently of the corresponding call to `xrEndFrame`. Refer to `xrBeginSession` for details on how a transition to `session running` resets the frame function call order.

When less than one frame interval has passed since the previous return from `xrWaitFrame`, the runtime **should** block until the beginning of the next frame interval. If more than one frame interval has passed since the last return from `xrWaitFrame`, the runtime **may** return immediately or block until the beginning of the next frame interval.

In the case that an application has pipelined frame submissions, the application **should** compute the appropriate target display time using both the predicted display time and predicted display interval. The application **should** use the computed target display time when requesting space and view locations for rendering.

The `XrFrameState::predictedDisplayTime` returned by `xrWaitFrame` **must** be monotonically increasing.

The runtime **may** dynamically adjust the start time of the frame interval relative to the display hardware's refresh cycle to minimize graphics processor contention between the application and the compositor.

`xrWaitFrame` **must** be callable from any thread, including a different thread than `xrBeginFrame` / `xrEndFrame` are being called from.

Calling `xrWaitFrame` **must** be externally synchronized by the application, concurrent calls **may** result in undefined behavior.

The runtime **must** return `XR_ERROR_SESSION_NOT_RUNNING` if the `session` is not running.



Note

The engine simulation **should** advance based on the display time. Every stage in the engine pipeline **should** use the exact same display time for one particular application-generated frame. An accurate and consistent display time across all stages and threads in the engine pipeline is important to avoid object motion judder. If the application has multiple pipeline stages, the application **should** pass its computed display time through its pipeline, as `xrWaitFrame` **must** be called only once per frame.

Valid Usage (Implicit)

- `session` **must** be a valid `XrSession` handle
- If `frameWaitInfo` is not `NULL`, `frameWaitInfo` **must** be a pointer to a valid `XrFrameWaitInfo` structure
- `frameState` **must** be a pointer to an `XrFrameState` structure

Thread Safety

- Access to the `session` parameter by any other `xrWaitFrame` call **must** be externally synchronized

Return Codes

Success

- `XR_SUCCESS`
- `XR_SESSION_LOSS_PENDING`

Failure

- `XR_ERROR_VALIDATION_FAILURE`
- `XR_ERROR_RUNTIME_FAILURE`
- `XR_ERROR_HANDLE_INVALID`
- `XR_ERROR_INSTANCE_LOST`
- `XR_ERROR_SESSION_LOST`
- `XR_ERROR_SESSION_NOT_RUNNING`

The `XrFrameWaitInfo` structure is defined as:

```
typedef struct XrFrameWaitInfo {
    XrStructureType    type;
    const void*        next;
} XrFrameWaitInfo;
```

Member Descriptions

- `type` is the `XrStructureType` of this structure.
- `next` is `NULL` or a pointer to the next structure in a structure chain. No such structures are defined in core OpenXR.

Because this structure only exists to support extension-specific structures, `xrWaitFrame` **must** accept a `NULL` argument for `xrWaitFrame::frameWaitInfo` for applications that are not using any relevant extensions.

Valid Usage (Implicit)

- `type` **must** be `XR_TYPE_FRAME_WAIT_INFO`
- `next` **must** be `NULL` or a valid pointer to the `next structure in a structure chain`

The `XrFrameState` structure is defined as:

```
typedef struct XrFrameState {
    XrStructureType    type;
    void*              next;
    XrTime              predictedDisplayTime;
    XrDuration          predictedDisplayPeriod;
    XrBool32            shouldRender;
} XrFrameState;
```

Member Descriptions

- `type` is the `XrStructureType` of this structure.
- `next` is `NULL` or a pointer to the next structure in a structure chain. No such structures are defined in core OpenXR.
- `predictedDisplayTime` is the anticipated display `XrTime` for the next application-generated frame.
- `predictedDisplayPeriod` is the `XrDuration` of the display period for the next application-generated frame, for use in predicting display times beyond the next one.
- `shouldRender` is `XR_TRUE` if the application **should** render its layers as normal and submit them to `xrEndFrame`. When this value is `XR_FALSE`, the application **should** avoid heavy GPU work where possible, for example by skipping layer rendering and then omitting those layers when calling `xrEndFrame`.

`XrFrameState` describes the time at which the next frame will be displayed to the user. `predictedDisplayTime` **must** refer to the midpoint of the interval during which the frame is displayed. The runtime **may** report a different `predictedDisplayPeriod` from the hardware's refresh cycle.

For any frame where `shouldRender` is `XR_FALSE`, the application **should** avoid heavy GPU work for that frame, for example by not rendering its layers. This typically happens when the application is transitioning into or out of a running session, or when some system UI is fully covering the application at the moment. As long as the session **is running**, the application **should** keep running the frame loop to maintain the frame synchronization to the runtime, even if this requires calling `xrEndFrame` with all layers omitted.

Valid Usage (Implicit)

- `type` **must** be `XR_TYPE_FRAME_STATE`
- `next` **must** be `NULL` or a valid pointer to the [next structure in a structure chain](#)

10.4. Frame Submission

Every application **must** call `xrBeginFrame` before calling `xrEndFrame`, and **should** call `xrEndFrame` before calling `xrBeginFrame` again. Calling `xrEndFrame` again without a prior call to `xrBeginFrame` **must** result in `XR_ERROR_CALL_ORDER_INVALID` being returned by `xrEndFrame`. An application **may** call `xrBeginFrame` again if the prior `xrEndFrame` fails or if the application wishes to discard an in-progress frame. A successful call to `xrBeginFrame` again with no intervening `xrEndFrame` call **must** result in the success code `XR_FRAME_DISCARDED` being returned from `xrBeginFrame`. In this case it is assumed that the `xrBeginFrame` refers to the next frame and the previously begun frame is forfeited by the application. An application **may** call `xrEndFrame` without having called `xrReleaseSwapchainImage` since the

previous call to `xrEndFrame` for any swapchain passed to `xrEndFrame`. Applications **should** call `xrBeginFrame` right before executing any graphics device work for a given frame, as opposed to calling it afterwards. The runtime **must** only compose frames whose `xrBeginFrame` and `xrEndFrame` both return success codes. While `xrBeginFrame` and `xrEndFrame` do not need to be called on the same thread, the application **must** handle synchronization if they are called on separate threads.

The `xrBeginFrame` function is defined as:

```
// Provided by XR_VERSION_1_0
XrResult xrBeginFrame(
    XrSession session,
    const XrFrameBeginInfo* frameBeginInfo);
```

Parameter Descriptions

- `session` is a valid `XrSession` handle.
- `frameBeginInfo` exists for extensibility purposes, it is `NULL` or a pointer to a valid `XrFrameBeginInfo`.

`xrBeginFrame` is called prior to the start of frame rendering. The application **should** still call `xrBeginFrame` but omit rendering work for the frame if `XrFrameState::shouldRender` is `XR_FALSE`.

Runtimes **must** not perform frame synchronization or throttling through the `xrBeginFrame` function and **should** instead do so through `xrWaitFrame`.

The runtime **must** return the error code `XR_ERROR_CALL_ORDER_INVALID` if there was no corresponding successful call to `xrWaitFrame`. The runtime **must** return the success code `XR_FRAME_DISCARDED` if a prior `xrBeginFrame` has been called without an intervening call to `xrEndFrame`. Refer to `xrBeginSession` for details on how a transition to `session running` resets the frame function call order.

The runtime **must** return `XR_ERROR_SESSION_NOT_RUNNING` if the `session` is not running.

Valid Usage (Implicit)

- `session` **must** be a valid `XrSession` handle
- If `frameBeginInfo` is not `NULL`, `frameBeginInfo` **must** be a pointer to a valid `XrFrameBeginInfo` structure

Thread Safety

- Access to the `session` parameter by any other `xrBeginFrame` or `xrEndFrame` call **must** be externally synchronized

Return Codes

Success

- `XR_SUCCESS`
- `XR_SESSION_LOSS_PENDING`
- `XR_FRAME_DISCARDED`

Failure

- `XR_ERROR_VALIDATION_FAILURE`
- `XR_ERROR_RUNTIME_FAILURE`
- `XR_ERROR_HANDLE_INVALID`
- `XR_ERROR_INSTANCE_LOST`
- `XR_ERROR_SESSION_LOST`
- `XR_ERROR_SESSION_NOT_RUNNING`
- `XR_ERROR_CALL_ORDER_INVALID`

The `XrFrameBeginInfo` structure is defined as:

```
typedef struct XrFrameBeginInfo {  
    XrStructureType    type;  
    const void*        next;  
} XrFrameBeginInfo;
```

Member Descriptions

- `type` is the `XrStructureType` of this structure.
- `next` is `NULL` or a pointer to the next structure in a structure chain. No such structures are defined in core OpenXR.

Because this structure only exists to support extension-specific structures, `xrBeginFrame` will accept a

NULL argument for `xrBeginFrame::frameBeginInfo` for applications that are not using any relevant extensions.

Valid Usage (Implicit)

- `type` **must** be `XR_TYPE_FRAME_BEGIN_INFO`
- `next` **must** be NULL or a valid pointer to the [next structure in a structure chain](#)

The `xrEndFrame` function is defined as:

```
// Provided by XR_VERSION_1_0
XrResult xrEndFrame(
    XrSession          session,
    const XrFrameEndInfo* frameEndInfo);
```

Parameter Descriptions

- `session` is a valid [XrSession](#) handle.
- `frameEndInfo` is a pointer to a valid [XrFrameEndInfo](#).

`xrEndFrame` **may** return immediately to the application. `XrFrameEndInfo::displayTime` **should** be computed using values returned by `xrWaitFrame`. The runtime **should** be robust against variations in the timing of calls to `xrWaitFrame`, since a pipelined system may call `xrWaitFrame` on a separate thread from `xrBeginFrame` and `xrEndFrame` without any synchronization guarantees.

Note



An accurate predicted display time is very important to avoid black pull-in by reprojection and to reduce motion judder in case the runtime does not implement a translational reprojection. Reprojection **should** never display images before the display refresh period they were predicted for, even if they are completed early, because this will cause motion judder just the same. In other words, the better the predicted display time, the less latency experienced by the user.

Every call to `xrEndFrame` **must** be preceded by a successful call to `xrBeginFrame`. Failure to do so **must** result in `XR_ERROR_CALL_ORDER_INVALID` being returned by `xrEndFrame`. Refer to `xrBeginSession` for details on how a transition to [session running](#) resets the frame function call order. `XrFrameEndInfo` **may** reference swapchains into which the application has rendered for this frame. From each [XrSwapchain](#) only one image index is implicitly referenced per frame, the one corresponding to the last call to `xrReleaseSwapchainImage`. However, a specific swapchain (and by extension a specific

swapchain image index) **may** be referenced in [XrFrameEndInfo](#) multiple times. This **can** be used for example to render a side by side image into a single swapchain image and referencing it twice with differing image rectangles in different layers.

If no layers are provided then the display **must** be cleared.

`XR_ERROR_LAYER_INVALID` **must** be returned if an unknown, unsupported layer type, or `NULL` pointer is passed as one of the [XrFrameEndInfo::layers](#).

`XR_ERROR_LAYER_INVALID` **must** be returned if a layer references a swapchain that has no released swapchain image.

`XR_ERROR_LAYER_LIMIT_EXCEEDED` **must** be returned if [XrFrameEndInfo::layerCount](#) exceeds [XrSystemGraphicsProperties::maxLayerCount](#) or if the runtime is unable to composite the specified layers due to resource constraints.

`XR_ERROR_SWAPCHAIN_RECT_INVALID` **must** be returned if [XrFrameEndInfo::layers](#) contains a composition layer which references pixels outside of the associated swapchain image or if negatively sized.

`XR_ERROR_ENVIRONMENT_BLEND_MODE_UNSUPPORTED` **must** be returned if [XrFrameEndInfo::environmentBlendMode](#) is not supported.

`XR_ERROR_SESSION_NOT_RUNNING` **must** be returned if the `session` is not running.



Note

Applications should discard frames for which [xrEndFrame](#) returns a recoverable error over attempting to resubmit the frame with different frame parameters to provide a more consistent experience across different runtime implementations.

Valid Usage (Implicit)

- `session` **must** be a valid [XrSession](#) handle
- `frameEndInfo` **must** be a pointer to a valid [XrFrameEndInfo](#) structure

Thread Safety

- Access to the `session` parameter by any other [xrBeginFrame](#) or [xrEndFrame](#) call **must** be externally synchronized

Return Codes

Success

- XR_SUCCESS
- XR_SESSION_LOSS_PENDING

Failure

- XR_ERROR_VALIDATION_FAILURE
- XR_ERROR_RUNTIME_FAILURE
- XR_ERROR_HANDLE_INVALID
- XR_ERROR_INSTANCE_LOST
- XR_ERROR_SESSION_LOST
- XR_ERROR_TIME_INVALID
- XR_ERROR_SWAPCHAIN_RECT_INVALID
- XR_ERROR_SESSION_NOT_RUNNING
- XR_ERROR_POSE_INVALID
- XR_ERROR_LAYER_LIMIT_EXCEEDED
- XR_ERROR_LAYER_INVALID
- XR_ERROR_ENVIRONMENT_BLEND_MODE_UNSUPPORTED
- XR_ERROR_CALL_ORDER_INVALID

The `XrFrameEndInfo` structure is defined as:

```
typedef struct XrFrameEndInfo {
    XrStructureType           type;
    const void*               next;
    XrTime                    displayTime;
    XrEnvironmentBlendMode    environmentBlendMode;
    uint32_t                  layerCount;
    const XrCompositionLayerBaseHeader* const* layers;
} XrFrameEndInfo;
```


Member Descriptions

- `type` is the [XrStructureType](#) of this structure.
- `next` is `NULL` or a pointer to the next structure in a structure chain. No such structures are defined in core OpenXR.
- `displayTime` is the [XrTime](#) at which this frame **should** be displayed.
- `environmentBlendMode` is the [XrEnvironmentBlendMode](#) value representing the desired [environment blend mode](#) for this frame.
- `layerCount` is the number of composition layers in this frame. The maximum supported layer count is identified by [XrSystemGraphicsProperties::maxLayerCount](#). If `layerCount` is greater than the maximum supported layer count then `XR_ERROR_LAYER_LIMIT_EXCEEDED` **must** be returned.
- `layers` is a pointer to an array of [XrCompositionLayerBaseHeader](#) pointers.

Valid Usage (Implicit)

- `type` **must** be `XR_TYPE_FRAME_END_INFO`
- `next` **must** be `NULL` or a valid pointer to the [next structure in a structure chain](#)
- `environmentBlendMode` **must** be a valid [XrEnvironmentBlendMode](#) value
- If `layerCount` is not `0`, `layers` **must** be a pointer to an array of `layerCount` valid [XrCompositionLayerBaseHeader](#)-based structures. See also: [XrCompositionLayerCubeKHR](#), [XrCompositionLayerCylinderKHR](#), [XrCompositionLayerEquirect2KHR](#), [XrCompositionLayerEquirectKHR](#), [XrCompositionLayerProjection](#), [XrCompositionLayerQuad](#)

All layers submitted to [xrEndFrame](#) will be presented to the primary view configuration of the running session.

10.5. Frame Rate

For every application-generated frame, the application **may** call [xrEndFrame](#) to submit the application-generated composition layers. In addition, the application **must** call [xrWaitFrame](#) when the application is ready to begin preparing the next set of frame layers. [xrEndFrame](#) **may** return immediately to the application, but [xrWaitFrame](#) **must** block for an amount of time that depends on throttling of the application by the runtime. The earliest the runtime will return from [xrWaitFrame](#) is when it determines that the application **should** start drawing the next frame.

10.6. Compositing

Composition layers are submitted by the application via the [xrEndFrame](#) call. All composition layers to be drawn **must** be submitted with every [xrEndFrame](#) call. A layer that is omitted in this call will not be drawn by the runtime layer compositor. All views associated with projection layers **must** be supplied, or [XR_ERROR_VALIDATION_FAILURE](#) **must** be returned by [xrEndFrame](#).

Composition layers **must** be drawn in the same order as they are specified in via [XrFrameEndInfo](#), with the 0th layer drawn first. Layers **must** be drawn with a "painter's algorithm," with each successive layer potentially overwriting the destination layers whether or not the new layers are virtually closer to the viewer.

10.6.1. Composition Layer Flags

[XrCompositionLayerFlags](#) specifies options for individual composition layers, and contains a bitwise-OR of zero or more of the bits defined in [XrCompositionLayerFlagBits](#).

```
typedef XrFlags64 XrCompositionLayerFlags;
```

Valid bits for [XrCompositionLayerFlags](#) are defined by [XrCompositionLayerFlagBits](#), which is specified as:

```
// Flag bits for XrCompositionLayerFlags
static const XrCompositionLayerFlags
XR_COMPOSITION_LAYER_CORRECT_CHROMATIC_ABERRATION_BIT = 0x00000001;
static const XrCompositionLayerFlags XR_COMPOSITION_LAYER_BLEND_TEXTURE_SOURCE_ALPHA_BIT
= 0x00000002;
static const XrCompositionLayerFlags XR_COMPOSITION_LAYER_UNPREMULTIPLIED_ALPHA_BIT =
0x00000004;
```

The flag bits have the following meanings:

Flag Descriptions

- `XR_COMPOSITION_LAYER_CORRECT_CHROMATIC_ABERRATION_BIT` (*deprecated—ignored*) — Enables chromatic aberration correction when not done by default. This flag has no effect on any known conformant runtime, and is officially deprecated in OpenXR 1.1.
- `XR_COMPOSITION_LAYER_BLEND_TEXTURE_SOURCE_ALPHA_BIT` — Enables the layer texture alpha channel.
- `XR_COMPOSITION_LAYER_UNPREMULTIPLIED_ALPHA_BIT` — Indicates the texture color channels have not been premultiplied by the texture alpha channel.

10.6.2. Composition Layer Blending

All types of composition layers are subject to blending with other layers. Blending of layers can be controlled by layer per-textel source alpha. Layer swapchain textures may contain an alpha channel, depending on the image format. If a submitted swapchain's texture format does not include an alpha channel or if the `XR_COMPOSITION_LAYER_BLEND_TEXTURE_SOURCE_ALPHA_BIT` is unset, then the layer alpha is initialized to one.

If the swapchain texture format color encoding is other than RGBA, it is converted to RGBA.

If the texture color channels are encoded without premultiplying by alpha, the `XR_COMPOSITION_LAYER_UNPREMULTIPLIED_ALPHA_BIT` **should** be set. The effect of this bit alters the layer color as follows:

```
LayerColor.RGB *= LayerColor.A
```

LayerColor is then clamped to a range of [0.0, 1.0].

The layer blending operation is defined as:

```
CompositeColor = LayerColor + CompositeColor * (1 - LayerColor.A)
```

Before the first layer is composited, all components of CompositeColor are initialized to zero.

10.6.3. Composition Layer Types

Composition layers allow an application to offload the composition of the final image to a runtime-supplied compositor. This reduces the application's rendering complexity since details such as frame-rate interpolation and distortion correction can be performed by the runtime. The core specification defines [XrCompositionLayerProjection](#) and [XrCompositionLayerQuad](#) layer types.

The projection layer type represents planar projected images rendered from the eye point of each eye

using a perspective projection. This layer type is typically used to render the virtual world from the user's perspective.

The quad layer type describes a possible planar rectangle in the virtual world for displaying two-dimensional content. Quad layers can subtend a smaller portion of the display's field of view, allowing a better match between the resolutions of the [XrSwapchain](#) image and footprint of that image in the final composition. This improves legibility for user interface elements or heads-up displays and allows optimal sampling during any composition distortion corrections the runtime might employ.

The classes below describe the layer types in the layer composition system.

The [XrCompositionLayerBaseHeader](#) structure is defined as:

```
typedef struct XrCompositionLayerBaseHeader {
    XrStructureType      type;
    const void*         next;
    XrCompositionLayerFlags  layerFlags;
    XrSpace              space;
} XrCompositionLayerBaseHeader;
```

Member Descriptions

- `type` is the [XrStructureType](#) of this structure. This base structure itself has no associated [XrStructureType](#) value.
- `next` is `NULL` or a pointer to the next structure in a structure chain. No such structures are defined in core OpenXR.
- `layerFlags` is a bitmask of [XrCompositionLayerFlagBits](#) describing flags to apply to the layer.
- `space` is the [XrSpace](#) in which the layer will be kept stable over time.

All composition layer structures begin with the elements described in the [XrCompositionLayerBaseHeader](#). The [XrCompositionLayerBaseHeader](#) structure is not intended to be directly used, but forms a basis for defining current and future structures containing composition layer information. The [XrFrameEndInfo](#) structure contains an array of pointers to these polymorphic header structures. All composition layer type pointers **must** be type-castable as an [XrCompositionLayerBaseHeader](#) pointer.

Valid Usage (Implicit)

- **type** **must** be one of the following `XrStructureType` values:
`XR_TYPE_COMPOSITION_LAYER_CUBE_KHR`, `XR_TYPE_COMPOSITION_LAYER_CYLINDER_KHR`,
`XR_TYPE_COMPOSITION_LAYER_EQUIRECT2_KHR`, `XR_TYPE_COMPOSITION_LAYER_EQUIRECT_KHR`,
`XR_TYPE_COMPOSITION_LAYER_PROJECTION`, `XR_TYPE_COMPOSITION_LAYER_QUAD`
- **next** **must** be `NULL` or a valid pointer to the [next structure in a structure chain](#). See also: [XrCompositionLayerColorScaleBiasKHR](#)
- **layerFlags** **must** be `0` or a valid combination of [XrCompositionLayerFlagBits](#) values
- **space** **must** be a valid [XrSpace](#) handle

Many composition layer structures also contain one or more references to generic layer data stored in an [XrSwapchainSubImage](#) structure.

The [XrSwapchainSubImage](#) structure is defined as:

```
typedef struct XrSwapchainSubImage {  
    XrSwapchain    swapchain;  
    XrRect2Di     imageRect;  
    uint32_t      imageArrayIndex;  
} XrSwapchainSubImage;
```

Member Descriptions

- **swapchain** is the [XrSwapchain](#) to be displayed.
- **imageRect** is an [XrRect2Di](#) representing the valid portion of the image to use, in pixels. It also implicitly defines the transform from normalized image coordinates into pixel coordinates. The coordinate origin depends on which graphics API is being used. See the graphics API extension details for more information on the coordinate origin definition. Note that the compositor **may** bleed in pixels from outside the bounds in some cases, for instance due to mipmapping.
- **imageArrayIndex** is the image array index, with 0 meaning the first or only array element.

Valid Usage (Implicit)

- **swapchain** **must** be a valid [XrSwapchain](#) handle

Runtimes **must** return `XR_ERROR_VALIDATION_FAILURE` if the `XrSwapchainSubImage::imageArrayIndex` is equal to or greater than the `XrSwapchainCreateInfo::arraySize` that the `XrSwapchainSubImage::swapchain` was created with.

Projection Composition

The `XrCompositionLayerProjection` layer represents planar projected images rendered from the eye point of each eye using a standard perspective projection.

The `XrCompositionLayerProjection` structure is defined as:

```
// Provided by XR_VERSION_1_0
typedef struct XrCompositionLayerProjection {
    XrStructureType          type;
    const void*              next;
    XrCompositionLayerFlags  layerFlags;
    XrSpace                  space;
    uint32_t                 viewCount;
    const XrCompositionLayerProjectionView* views;
} XrCompositionLayerProjection;
```

Member Descriptions

- `type` is the `XrStructureType` of this structure.
- `next` is `NULL` or a pointer to the next structure in a structure chain. No such structures are defined in core OpenXR.
- `layerFlags` is a bitmask of `XrCompositionLayerFlagBits` describing flags to apply to the layer.
- `space` is the `XrSpace` in which the `pose` of each `XrCompositionLayerProjectionView` is evaluated over time by the compositor.
- `viewCount` is the count of views in the `views` array. This **must** be equal to the number of view poses returned by `xrLocateViews`.
- `views` is the array of type `XrCompositionLayerProjectionView` containing each projection layer view.



Note

Because a runtime may reproject the layer over time, a projection layer should specify an [XrSpace](#) in which to maximize stability of the layer content. For example, a projection layer containing world-locked content should use an [XrSpace](#) which is also world-locked, such as the [LOCAL](#) or [STAGE](#) reference spaces. In the case that the projection layer should be head-locked, such as a heads up display, the [VIEW](#) reference space would provide the highest quality layer reprojection.

Valid Usage (Implicit)

- **type** must be [XR_TYPE_COMPOSITION_LAYER_PROJECTION](#)
- **next** must be [NULL](#) or a valid pointer to the [next structure in a structure chain](#)
- **layerFlags** must be [0](#) or a valid combination of [XrCompositionLayerFlagBits](#) values
- **space** must be a valid [XrSpace](#) handle
- **views** must be a pointer to an array of [viewCount](#) valid [XrCompositionLayerProjectionView](#) structures
- The [viewCount](#) parameter must be greater than [0](#)

The [XrCompositionLayerProjectionView](#) structure is defined as:

```
typedef struct XrCompositionLayerProjectionView {
    XrStructureType    type;
    const void*        next;
    XrPosef             pose;
    XrFovf              fov;
    XrSwapchainSubImage subImage;
} XrCompositionLayerProjectionView;
```

Member Descriptions

- `type` is the `XrStructureType` of this structure.
- `next` is `NULL` or a pointer to the next structure in a structure chain. No such structures are defined in core OpenXR.
- `pose` is an `XrPosef` defining the location and orientation of this projection element in the `space` of the corresponding `XrCompositionLayerProjectionView`.
- `fov` is the `XrFovf` for this projection element.
- `subImage` is the image layer `XrSwapchainSubImage` to use. The swapchain **must** have been created with a `XrSwapchainCreateInfo::faceCount` of 1.

The count and order of view poses submitted with `XrCompositionLayerProjection` **must** be the same order as that returned by `xrLocateViews`. The `XrCompositionLayerProjectionView::pose` and `XrCompositionLayerProjectionView::fov` **should** almost always derive from `XrView::pose` and `XrView::fov` as found in the `xrLocateViews::views` array. However, applications **may** submit an `XrCompositionLayerProjectionView` which has a different view or FOV than that from `xrLocateViews`. In this case, the runtime will map the view and FOV to the system display appropriately. In the case that two submitted views within a single layer overlap, they **must** be composited in view array order.

Valid Usage (Implicit)

- `type` **must** be `XR_TYPE_COMPOSITION_LAYER_PROJECTION_VIEW`
- `next` **must** be `NULL` or a valid pointer to the `next structure in a structure chain`. See also: `XrCompositionLayerDepthInfoKHR`
- `subImage` **must** be a valid `XrSwapchainSubImage` structure

Quad Layer Composition

The `XrCompositionLayerQuad` structure defined as:


```
// Provided by XR_VERSION_1_0
typedef struct XrCompositionLayerQuad {
    XrStructureType      type;
    const void*          next;
    XrCompositionLayerFlags layerFlags;
    XrSpace              space;
    XrEyeVisibility      eyeVisibility;
    XrSwapchainSubImage subImage;
    XrPosef              pose;
    XrExtent2Df          size;
} XrCompositionLayerQuad;
```

Member Descriptions

- `type` is the [XrStructureType](#) of this structure.
- `next` is `NULL` or a pointer to the next structure in a structure chain. No such structures are defined in core OpenXR.
- `layerFlags` is a bitmask of [XrCompositionLayerFlagBits](#) describing flags to apply to the layer.
- `space` is the [XrSpace](#) in which the `pose` of the quad layer is evaluated over time.
- `eyeVisibility` is the [XrEyeVisibility](#) for this layer.
- `subImage` is the image layer [XrSwapchainSubImage](#) to use. The swapchain **must** have been created with a [XrSwapchainCreateInfo::faceCount](#) of 1.
- `pose` is an [XrPosef](#) defining the position and orientation of the quad in the reference frame of the `space`.
- `size` is the width and height of the quad in meters.

The [XrCompositionLayerQuad](#) layer is useful for user interface elements or 2D content rendered into the virtual world. The layer's [XrSwapchainSubImage::swapchain](#) image is applied to a quad in the virtual world space. Only front face of the quad surface is visible; the back face is not visible and **must** not be drawn by the runtime. A quad layer has no thickness; it is a two-dimensional object positioned and oriented in 3D space. The position of a quad refers to the center of the quad within the given [XrSpace](#). The orientation of the quad refers to the orientation of the normal vector from the front face. The size of a quad refers to the quad's size in the x-y plane of the given [XrSpace](#)'s coordinate system. A quad with a position of {0,0,0}, rotation of {0,0,0,1} (no rotation), and a size of {1,1} refers to a 1 meter x 1 meter quad centered at {0,0,0} with its front face normal vector coinciding with the +z axis.

Valid Usage (Implicit)

- **type** must be `XR_TYPE_COMPOSITION_LAYER_QUAD`
- **next** must be `NULL` or a valid pointer to the [next structure in a structure chain](#)
- **layerFlags** must be `0` or a valid combination of [XrCompositionLayerFlagBits](#) values
- **space** must be a valid [XrSpace](#) handle
- **eyeVisibility** must be a valid [XrEyeVisibility](#) value
- **subImage** must be a valid [XrSwapchainSubImage](#) structure

The [XrEyeVisibility](#) enum selects which of the viewer's eyes to display a layer to:

```
typedef enum XrEyeVisibility {
    XR_EYE_VISIBILITY_BOTH = 0,
    XR_EYE_VISIBILITY_LEFT = 1,
    XR_EYE_VISIBILITY_RIGHT = 2,
    XR_EYE_VISIBILITY_MAX_ENUM = 0x7FFFFFFF
} XrEyeVisibility;
```

Enumerant Descriptions

- `XR_EYE_VISIBILITY_BOTH` displays the layer to both eyes.
- `XR_EYE_VISIBILITY_LEFT` displays the layer to the viewer's physical left eye.
- `XR_EYE_VISIBILITY_RIGHT` displays the layer to the viewer's physical right eye.

10.6.4. Environment Blend Mode

After the compositor has blended and flattened all layers (including any layers added by the runtime itself), it will then present this image to the system's display. The composited image will then blend with the user's view of the physical world behind the displays in one of three modes, based on the application's chosen **environment blend mode**. VR applications will generally choose the `XR_ENVIRONMENT_BLEND_MODE_OPAQUE` blend mode, while AR applications will generally choose either the `XR_ENVIRONMENT_BLEND_MODE_ADDITIVE` or `XR_ENVIRONMENT_BLEND_MODE_ALPHA_BLEND` mode.

Applications select their environment blend mode each frame as part of their call to [xrEndFrame](#). The application can inspect the set of supported environment blend modes for a given system using [xrEnumerateEnvironmentBlendModes](#), and prepare their assets and rendering techniques differently based on the blend mode they choose. For example, a black shadow rendered using the

`XR_ENVIRONMENT_BLEND_MODE_ADDITIVE` blend mode will appear transparent, and so an application in that mode **may** render a glow as a grounding effect around the black shadow to ensure the shadow can be seen. Similarly, an application designed for `XR_ENVIRONMENT_BLEND_MODE_OPAQUE` or `XR_ENVIRONMENT_BLEND_MODE_ADDITIVE` rendering **may** choose to leave garbage in their alpha channel as a side effect of a rendering optimization, but this garbage would appear as visible display artifacts if the environment blend mode was instead `XR_ENVIRONMENT_BLEND_MODE_ALPHA_BLEND`.

Not all systems will support all environment blend modes. For example, a VR headset may not support the `XR_ENVIRONMENT_BLEND_MODE_ADDITIVE` or `XR_ENVIRONMENT_BLEND_MODE_ALPHA_BLEND` modes unless it has video passthrough, while an AR headset with an additive display may not support the `XR_ENVIRONMENT_BLEND_MODE_OPAQUE` or `XR_ENVIRONMENT_BLEND_MODE_ALPHA_BLEND` modes.

For devices that can support multiple environment blend modes, such as AR phones with video passthrough, the runtime **may** optimize power consumption on the device in response to the environment blend mode that the application chooses each frame. For example, if an application on a video passthrough phone knows that it is currently rendering a 360-degree background covering all screen pixels, it can submit frames with an environment blend mode of `XR_ENVIRONMENT_BLEND_MODE_OPAQUE`, saving the runtime the cost of compositing a camera-based underlay of the physical world behind the application's layers.

The `xrEnumerateEnvironmentBlendModes` function is defined as:

```
// Provided by XR_VERSION_1_0
XrResult xrEnumerateEnvironmentBlendModes(
    XrInstance          instance,
    XrSystemId         systemId,
    XrViewConfigurationType viewConfigurationType,
    uint32_t           environmentBlendModeCapacityInput,
    uint32_t*          environmentBlendModeCountOutput,
    XrEnvironmentBlendMode* environmentBlendModes);
```

Parameter Descriptions

- `instance` is the instance from which `systemId` was retrieved.
- `systemId` is the `XrSystemId` whose environment blend modes will be enumerated.
- `viewConfigurationType` is the `XrViewConfigurationType` to enumerate.
- `environmentBlendModeCapacityInput` is the capacity of the `environmentBlendModes` array, or 0 to indicate a request to retrieve the required capacity.
- `environmentBlendModeCountOutput` is a pointer to the count of `environmentBlendModes` written, or a pointer to the required capacity in the case that `environmentBlendModeCapacityInput` is insufficient.
- `environmentBlendModes` is a pointer to an array of `XrEnvironmentBlendMode` values, but **can** be `NULL` if `environmentBlendModeCapacityInput` is 0.
- See the [Buffer Size Parameters](#) section for a detailed description of retrieving the required `environmentBlendModes` size.

Enumerates the set of environment blend modes that this runtime supports for a given view configuration of the system. Environment blend modes **should** be in order from highest to lowest runtime preference.

Runtimes **must** always return identical buffer contents from this enumeration for the given `systemId` and `viewConfigurationType` for the lifetime of the instance.

Valid Usage (Implicit)

- `instance` **must** be a valid `XrInstance` handle
- `viewConfigurationType` **must** be a valid `XrViewConfigurationType` value
- `environmentBlendModeCountOutput` **must** be a pointer to a `uint32_t` value
- If `environmentBlendModeCapacityInput` is not 0, `environmentBlendModes` **must** be a pointer to an array of `environmentBlendModeCapacityInput` `XrEnvironmentBlendMode` values

Return Codes

Success

- `XR_SUCCESS`

Failure

- `XR_ERROR_VALIDATION_FAILURE`
- `XR_ERROR_RUNTIME_FAILURE`
- `XR_ERROR_HANDLE_INVALID`
- `XR_ERROR_INSTANCE_LOST`
- `XR_ERROR_SIZE_INSUFFICIENT`
- `XR_ERROR_VIEW_CONFIGURATION_TYPE_UNSUPPORTED`
- `XR_ERROR_SYSTEM_INVALID`

The possible blend modes are specified by the `XrEnvironmentBlendMode` enumeration:

```
typedef enum XrEnvironmentBlendMode {  
    XR_ENVIRONMENT_BLEND_MODE_OPAQUE = 1,  
    XR_ENVIRONMENT_BLEND_MODE_ADDITIVE = 2,  
    XR_ENVIRONMENT_BLEND_MODE_ALPHA_BLEND = 3,  
    XR_ENVIRONMENT_BLEND_MODE_MAX_ENUM = 0x7FFFFFFF  
} XrEnvironmentBlendMode;
```

Enumerant Descriptions

- **`XR_ENVIRONMENT_BLEND_MODE_OPAQUE`**. The composition layers will be displayed with no view of the physical world behind them. The composited image will be interpreted as an RGB image, ignoring the composited alpha channel. This is the typical mode for VR experiences, although this mode can also be supported on devices that support video passthrough.
- **`XR_ENVIRONMENT_BLEND_MODE_ADDITIVE`**. The composition layers will be additively blended with the real world behind the display. The composited image will be interpreted as an RGB image, ignoring the composited alpha channel during the additive blending. This will cause black composited pixels to appear transparent. This is the typical mode for an AR experience on a see-through headset with an additive display, although this mode can also be supported on devices that support video passthrough.
- **`XR_ENVIRONMENT_BLEND_MODE_ALPHA_BLEND`**. The composition layers will be alpha-blended with the real world behind the display. The composited image will be interpreted as an RGBA image, with the composited alpha channel determining each pixel's level of blending with the real world behind the display. This is the typical mode for an AR experience on a phone or headset that supports video passthrough.

Chapter 11. Input and Haptics

11.1. Action Overview

OpenXR applications communicate with input devices using XrActions. Actions are created at initialization time and later used to request input device state, create action spaces, or control haptic events. Input action handles represent 'actions' that the application is interested in obtaining the state of, not direct input device hardware. For example, instead of the application directly querying the state of the A button when interacting with a menu, an OpenXR application instead creates a `menu_select` action at startup then asks OpenXR for the state of the action.

The application recommends that the action be assigned to a specific input source on the input device for a known [interaction profile](#), but runtimes have the ability to choose a different control depending on user preference, input device availability, or any other reason. This abstraction ensures that applications can run on a wide variety of input hardware and maximize user accessibility.

Example usage:

```
XrInstance instance; // previously initialized
XrSession session; // previously initialized

// Create an action set
XrActionSetCreateInfo actionSetInfo{XR_TYPE_ACTION_SET_CREATE_INFO};
strcpy(actionSetInfo.actionSetName, "gameplay");
strcpy(actionSetInfo.localizedActionSetName, "Gameplay");
actionSetInfo.priority = 0;
XrActionSet inGameActionSet;
CHK_XR(xrCreateActionSet(instance, &actionSetInfo, &inGameActionSet));

// create a "teleport" input action
XrActionCreateInfo actioninfo{XR_TYPE_ACTION_CREATE_INFO};
strcpy(actioninfo.actionName, "teleport");
actioninfo.actionType = XR_ACTION_TYPE_BOOLEAN_INPUT;
strcpy(actioninfo.localizedActionName, "Teleport");
XrAction teleportAction;
CHK_XR(xrCreateAction(inGameActionSet, &actioninfo, &teleportAction));

// create a "player_hit" output action
XrActionCreateInfo hapticsactioninfo{XR_TYPE_ACTION_CREATE_INFO};
strcpy(hapticsactioninfo.actionName, "player_hit");
hapticsactioninfo.actionType = XR_ACTION_TYPE_VIBRATION_OUTPUT;
strcpy(hapticsactioninfo.localizedActionName, "Player hit");
XrAction hapticsAction;
CHK_XR(xrCreateAction(inGameActionSet, &hapticsactioninfo, &hapticsAction));
```

```

XrPath triggerClickPath, hapticPath;
CHK_XR(xrStringToPath(instance, "/user/hand/right/input/trigger/click",
&triggerClickPath));
CHK_XR(xrStringToPath(instance, "/user/hand/right/output/haptic", &hapticPath))

XrPath interactionProfilePath;
CHK_XR(xrStringToPath(instance, "/interaction_profiles/vendor_x/profile_x",
&interactionProfilePath));

XrActionSuggestedBinding bindings[2];
bindings[0].action = teleportAction;
bindings[0].binding = triggerClickPath;
bindings[1].action = hapticsAction;
bindings[1].binding = hapticPath;

XrInteractionProfileSuggestedBinding
suggestedBindings{XR_TYPE_INTERACTION_PROFILE_SUGGESTED_BINDING};
suggestedBindings.interactionProfile = interactionProfilePath;
suggestedBindings.suggestedBindings = bindings;
suggestedBindings.countSuggestedBindings = 2;
CHK_XR(xrSuggestInteractionProfileBindings(instance, &suggestedBindings));

XrSessionActionSetsAttachInfo attachInfo{XR_TYPE_SESSION_ACTION_SETS_ATTACH_INFO};
attachInfo.countActionSets = 1;
attachInfo.actionSets = &inGameActionSet;
CHK_XR(xrAttachSessionActionSets(session, &attachInfo));

// application main loop
while (1)
{
    // sync action data
    XrActiveActionSet activeActionSet{inGameActionSet, XR_NULL_PATH};
    XrActionsSyncInfo syncInfo{XR_TYPE_ACTIONS_SYNC_INFO};
    syncInfo.countActiveActionSets = 1;
    syncInfo.activeActionSets = &activeActionSet;
    CHK_XR(xrSyncActions(session, &syncInfo));

    // query input action state
    XrActionStateBoolean teleportState{XR_TYPE_ACTION_STATE_BOOLEAN};
    XrActionStateGetInfo getInfo{XR_TYPE_ACTION_STATE_GET_INFO};
    getInfo.action = teleportAction;
    CHK_XR(xrGetActionStateBoolean(session, &getInfo, &teleportState));

    if (teleportState.changedSinceLastSync && teleportState.currentState)
    {
        // fire haptics using output action
        XrHapticVibration vibration{XR_TYPE_HAPTIC_VIBRATION};
        vibration.amplitude = 0.5;
    }
}

```



```

    vibration.duration = 300;
    vibration.frequency = 3000;
    XrHapticActionInfo hapticActionInfo{XR_TYPE_HAPTIC_ACTION_INFO};
    hapticActionInfo.action = hapticsAction;
    CHK_XR(xrApplyHapticFeedback(session, &hapticActionInfo, (const
XrHapticBaseHeader*)&vibration));
    }
}

```

11.2. Action Sets

```
XR_DEFINE_HANDLE(XrActionSet)
```

Action sets are application-defined collections of actions. They are attached to a given [XrSession](#) with a [xrAttachSessionActionSets](#) call. They are enabled or disabled by the application via [xrSyncActions](#) depending on the current application context. For example, a game may have one set of actions that apply to controlling a character and another set for navigating a menu system. When these actions are grouped into two [XrActionSet](#) handles they can be selectively enabled and disabled using a single function call.

Actions are passed a handle to their [XrActionSet](#) when they are created.

Action sets are created by calling [xrCreateActionSet](#):

The [xrCreateActionSet](#) function is defined as:

```

// Provided by XR_VERSION_1_0
XrResult xrCreateActionSet(
    XrInstance                instance,
    const XrActionSetCreateInfo* createInfo,
    XrActionSet*              actionSet);

```

Parameter Descriptions

- `instance` is a handle to an [XrInstance](#).
- `createInfo` is a pointer to a valid [XrActionSetCreateInfo](#) structure that defines the action set being created.
- `actionSet` is a pointer to an [XrActionSet](#) where the created action set is returned.

The [xrCreateActionSet](#) function creates an action set and returns a handle to the created action set.

Valid Usage (Implicit)

- `instance` **must** be a valid [XrInstance](#) handle
- `createInfo` **must** be a pointer to a valid [XrActionSetCreateInfo](#) structure
- `actionSet` **must** be a pointer to an [XrActionSet](#) handle

Return Codes

Success

- `XR_SUCCESS`

Failure

- `XR_ERROR_VALIDATION_FAILURE`
- `XR_ERROR_RUNTIME_FAILURE`
- `XR_ERROR_HANDLE_INVALID`
- `XR_ERROR_INSTANCE_LOST`
- `XR_ERROR_OUT_OF_MEMORY`
- `XR_ERROR_LIMIT_REACHED`
- `XR_ERROR_PATH_FORMAT_INVALID`
- `XR_ERROR_NAME_INVALID`
- `XR_ERROR_NAME_DUPLICATED`
- `XR_ERROR_LOCALIZED_NAME_INVALID`
- `XR_ERROR_LOCALIZED_NAME_DUPLICATED`

The [XrActionSetCreateInfo](#) structure is defined as:

```

typedef struct XrActionSetCreateInfo {
    XrStructureType    type;
    const void*        next;
    char               actionSetName[XR_MAX_ACTION_SET_NAME_SIZE];
    char               localizedActionSetName[XR_MAX_LOCALIZED_ACTION_SET_NAME_SIZE];
    uint32_t           priority;
} XrActionSetCreateInfo;

```

Member Descriptions

- `type` is the `XrStructureType` of this structure.
- `next` is `NULL` or a pointer to the next structure in a structure chain. No such structures are defined in core OpenXR.
- `actionSetName` is an array containing a `NULL` terminated non-empty string with the name of this action set.
- `localizedActionSetName` is an array containing a `NULL` terminated UTF-8 string that can be presented to the user as a description of the action set. This string should be presented in the system's current active locale.
- `priority` defines which action sets' actions are active on a given input source when actions on multiple active action sets are bound to the same input source. Larger priority numbers take precedence over smaller priority numbers.

When multiple actions are bound to the same input source, the `priority` of each action set determines which bindings are suppressed. Runtimes **must** ignore input sources from action sets with a lower priority number if those specific input sources are also present in active actions within a higher priority action set. If multiple action sets with the same priority are bound to the same input source and that is the highest priority number, runtimes **must** process all those bindings at the same time.

Two actions are considered to be bound to the same input source if they use the same `identifier and optional location` path segments, even if they have different component segments.

When runtimes are ignoring bindings because of priority, they **must** treat the binding to that input source as though they do not exist. That means the `isActive` field **must** be `XR_FALSE` when retrieving action data, and that the runtime **must** not provide any visual, haptic, or other feedback related to the binding of that action to that input source. Other actions in the same action set which are bound to input sources that do not collide are not affected and are processed as normal.

If `actionSetName` or `localizedActionSetName` are empty strings, the runtime **must** return `XR_ERROR_NAME_INVALID` or `XR_ERROR_LOCALIZED_NAME_INVALID` respectively. If `actionSetName` or `localizedActionSetName` are duplicates of the corresponding field for any existing action set in the specified instance, the runtime **must** return `XR_ERROR_NAME_DUPLICATED` or `XR_ERROR_LOCALIZED_NAME_DUPLICATED` respectively. If the conflicting action set is destroyed, the

conflicting field is no longer considered duplicated. If `actionSetName` contains characters which are not allowed in a single level of a [well-formed path string](#), the runtime **must** return `XR_ERROR_PATH_FORMAT_INVALID`.

Valid Usage (Implicit)

- `type` **must** be `XR_TYPE_ACTION_SET_CREATE_INFO`
- `next` **must** be `NULL` or a valid pointer to the [next structure in a structure chain](#)
- `actionSetName` **must** be a null-terminated UTF-8 string whose length is less than or equal to `XR_MAX_ACTION_SET_NAME_SIZE`
- `localizedActionSetName` **must** be a null-terminated UTF-8 string whose length is less than or equal to `XR_MAX_LOCALIZED_ACTION_SET_NAME_SIZE`

The `xrDestroyActionSet` function is defined as:

```
// Provided by XR_VERSION_1_0
XrResult xrDestroyActionSet(
    XrActionSet          actionSet);
```

Parameter Descriptions

- `actionSet` is the action set to destroy.

Action set handles **can** be destroyed by calling `xrDestroyActionSet`. When an action set handle is destroyed, all handles of actions in that action set are also destroyed.

The implementation **must** not free underlying resources for the action set while there are other valid handles that refer to those resources. The implementation **may** release resources for an action set when all of the action spaces for actions in that action set have been destroyed. See [Action Spaces Lifetime](#) for details.

Resources for all action sets in an instance **must** be freed when the instance containing those actions sets is destroyed.

Valid Usage (Implicit)

- `actionSet` **must** be a valid `XrActionSet` handle

Thread Safety

- Access to `actionSet`, and any child handles, **must** be externally synchronized

Return Codes

Success

- `XR_SUCCESS`

Failure

- `XR_ERROR_HANDLE_INVALID`

11.3. Creating Actions

```
XR_DEFINE_HANDLE(XrAction)
```

Action handles are used to refer to individual actions when retrieving action data, creating action spaces, or sending haptic events.

The `xrCreateAction` function is defined as:

```
// Provided by XR_VERSION_1_0
XrResult xrCreateAction(
    XrActionSet                actionSet,
    const XrActionCreateInfo*  createInfo,
    XrAction*                  action);
```

Parameter Descriptions

- `actionSet` is a handle to an `XrActionSet`.
- `createInfo` is a pointer to a valid `XrActionCreateInfo` structure that defines the action being created.
- `action` is a pointer to an `XrAction` where the created action is returned.

`xrCreateAction` creates an action and returns its handle.

If `actionSet` has been included in a call to `xrAttachSessionActionSets`, the implementation **must** return `XR_ERROR_ACTIONSETS_ALREADY_ATTACHED`.

Valid Usage (Implicit)

- `actionSet` **must** be a valid `XrActionSet` handle
- `createInfo` **must** be a pointer to a valid `XrActionCreateInfo` structure
- `action` **must** be a pointer to an `XrAction` handle

Return Codes

Success

- `XR_SUCCESS`

Failure

- `XR_ERROR_VALIDATION_FAILURE`
- `XR_ERROR_RUNTIME_FAILURE`
- `XR_ERROR_HANDLE_INVALID`
- `XR_ERROR_INSTANCE_LOST`
- `XR_ERROR_OUT_OF_MEMORY`
- `XR_ERROR_LIMIT_REACHED`
- `XR_ERROR_PATH_UNSUPPORTED`
- `XR_ERROR_PATH_INVALID`
- `XR_ERROR_PATH_FORMAT_INVALID`
- `XR_ERROR_NAME_INVALID`
- `XR_ERROR_NAME_DUPLICATED`
- `XR_ERROR_LOCALIZED_NAME_INVALID`
- `XR_ERROR_LOCALIZED_NAME_DUPLICATED`
- `XR_ERROR_ACTIONSETS_ALREADY_ATTACHED`

The `XrActionCreateInfo` structure is defined as:

```

typedef struct XrActionCreateInfo {
    XrStructureType    type;
    const void*        next;
    char                actionName[XR_MAX_ACTION_NAME_SIZE];
    XrActionType        actionType;
    uint32_t            countSubactionPaths;
    const XrPath*        subactionPaths;
    char                localizedActionName[XR_MAX_LOCALIZED_ACTION_NAME_SIZE];
} XrActionCreateInfo;

```

Member Descriptions

- `type` is the `XrStructureType` of this structure.
- `next` is `NULL` or a pointer to the next structure in a structure chain. No such structures are defined in core OpenXR.
- `actionName` is an array containing a `NULL` terminated string with the name of this action.
- `actionType` is the `XrActionType` of the action to be created.
- `countSubactionPaths` is the number of elements in the `subactionPaths` array. If `subactionPaths` is `NULL`, this parameter must be 0.
- `subactionPaths` is an array of `XrPath` or `NULL`. If this array is specified, it contains one or more subaction paths that the application intends to query action state for.
- `localizedActionName` is an array containing a `NULL` terminated UTF-8 string that can be presented to the user as a description of the action. This string should be in the system's current active locale.

Subaction paths are a mechanism that enables applications to use the same action name and handle on multiple devices. Applications can query action state using subaction paths that differentiate data coming from each device. This allows the runtime to group logically equivalent actions together in system UI. For instance, an application could create a single `pick_up` action with the `/user/hand/left` and `/user/hand/right` subaction paths and use the subaction paths to independently query the state of `pick_up_with_left_hand` and `pick_up_with_right_hand`.

Applications **can** create actions with or without the `subactionPaths` set to a list of paths. If this list of paths is omitted (i.e. `subactionPaths` is set to `NULL`, and `countSubactionPaths` is set to `0`), the application is opting out of filtering action results by subaction paths and any call to get action data must also omit subaction paths.

If `subactionPaths` is specified and any of the following conditions are not satisfied, the runtime **must** return `XR_ERROR_PATH_UNSUPPORTED`:

- Each path provided is one of:

- `/user/head`
- `/user/hand/left`
- `/user/hand/right`
- `/user/gamepad`
- No path appears in the list more than once

Extensions **may** append additional top level user paths to the above list.



Note

Earlier revisions of the spec mentioned `/user` but it could not be implemented as specified and was removed as errata.

The runtime **must** return `XR_ERROR_PATH_UNSUPPORTED` in the following circumstances:

- The application specified subaction paths at action creation and the application called `xrGetActionState*` or a haptic function with an empty subaction path array.
- The application called `xrGetActionState*` or a haptic function with a subaction path that was not specified when the action was created.

If `actionName` or `localizedActionName` are empty strings, the runtime **must** return `XR_ERROR_NAME_INVALID` or `XR_ERROR_LOCALIZED_NAME_INVALID` respectively. If `actionName` or `localizedActionName` are duplicates of the corresponding field for any existing action in the specified action set, the runtime **must** return `XR_ERROR_NAME_DUPLICATED` or `XR_ERROR_LOCALIZED_NAME_DUPLICATED` respectively. If the conflicting action is destroyed, the conflicting field is no longer considered duplicated. If `actionName` contains characters which are not allowed in a single level of a [well-formed path string](#), the runtime **must** return `XR_ERROR_PATH_FORMAT_INVALID`.

Valid Usage (Implicit)

- `type` **must** be `XR_TYPE_ACTION_CREATE_INFO`
- `next` **must** be `NULL` or a valid pointer to the [next structure in a structure chain](#)
- `actionName` **must** be a null-terminated UTF-8 string whose length is less than or equal to `XR_MAX_ACTION_NAME_SIZE`
- `actionType` **must** be a valid `XrActionType` value
- If `countSubactionPaths` is not `0`, `subactionPaths` **must** be a pointer to an array of `countSubactionPaths` valid `XrPath` values
- `localizedActionName` **must** be a null-terminated UTF-8 string whose length is less than or equal to `XR_MAX_LOCALIZED_ACTION_NAME_SIZE`

The `XrActionType` parameter takes one of the following values:


```
typedef enum XrActionType {
    XR_ACTION_TYPE_BOOLEAN_INPUT = 1,
    XR_ACTION_TYPE_FLOAT_INPUT = 2,
    XR_ACTION_TYPE_VECTOR2F_INPUT = 3,
    XR_ACTION_TYPE_POSE_INPUT = 4,
    XR_ACTION_TYPE_VIBRATION_OUTPUT = 100,
    XR_ACTION_TYPE_MAX_ENUM = 0x7FFFFFFF
} XrActionType;
```

Enumerant Descriptions

- `XR_ACTION_TYPE_BOOLEAN_INPUT`. The action can be passed to [xrGetActionStateBoolean](#) to retrieve a boolean value.
- `XR_ACTION_TYPE_FLOAT_INPUT`. The action can be passed to [xrGetActionStateFloat](#) to retrieve a float value.
- `XR_ACTION_TYPE_VECTOR2F_INPUT`. The action can be passed to [xrGetActionStateVector2f](#) to retrieve a 2D float vector.
- `XR_ACTION_TYPE_POSE_INPUT`. The action can be passed to [xrCreateActionSpace](#) to create a space.
- `XR_ACTION_TYPE_VIBRATION_OUTPUT`. The action can be passed to [xrApplyHapticFeedback](#) to send a haptic event to the runtime.

The [xrDestroyAction](#) function is defined as:

```
// Provided by XR_VERSION_1_0
XrResult xrDestroyAction(
    XrAction          action);
```

Parameter Descriptions

- `action` is the action to destroy.

Action handles **can** be destroyed by calling [xrDestroyAction](#). Handles for actions that are part of an action set are automatically destroyed when the action set's handle is destroyed.

The implementation **must** not destroy the underlying resources for an action when [xrDestroyAction](#) is

called. Those resources are still used to make [action spaces locatable](#) and when processing action priority in [xrSyncActions](#). Destroying the action handle removes the application's access to these resources, but has no other change on actions.

Resources for all actions in an instance **must** be freed when the instance containing those actions sets is destroyed.

Valid Usage (Implicit)

- `action` **must** be a valid [XrAction](#) handle

Thread Safety

- Access to `action`, and any child handles, **must** be externally synchronized

Return Codes

Success

- `XR_SUCCESS`

Failure

- `XR_ERROR_HANDLE_INVALID`

11.3.1. Input Actions & Output Actions

Input actions are used to read sensors like buttons or joysticks while output actions are used for triggering haptics or motion platforms. The type of action created by [xrCreateAction](#) depends on the value of the [XrActionType](#) argument.

A given action can either be used for either input or output, but not both. Input actions are queried using one of the `xrGetActionState*` function calls, while output actions are set using the haptics calls. If either call is used with an action of the wrong type `XR_ERROR_ACTION_TYPE_MISMATCH` **must** be returned.

11.4. Suggested Bindings

Applications suggest bindings for their actions to runtimes so that raw input data is mapped appropriately to the application's actions. Suggested bindings also serve as a signal indicating the hardware that has been tested by the application developer. Applications **can** suggest bindings by calling [xrSuggestInteractionProfileBindings](#) for each [interaction profile](#) that the application is developed and tested with. If bindings are provided for an appropriate interaction profile, the runtime **may** select one and input will begin to flow. Interaction profile selection changes **must** only happen

when `xrSyncActions` is called. Applications **can** call `xrGetCurrentInteractionProfile` during on a running session to learn what the active interaction profile are for a top level user path. If this value ever changes, the runtime **must** send an `XR_TYPE_EVENT_DATA_INTERACTION_PROFILE_CHANGED` event to the application to indicate that the value should be queried again.

The bindings suggested by this system are only a hint to the runtime. Some runtimes **may** choose to use a different device binding depending on user preference, accessibility settings, or for any other reason. If the runtime is using the values provided by suggested bindings, it **must** make a best effort to convert the input value to the created action and apply certain rules to that use so that suggested bindings function in the same way across runtimes. If an input value cannot be converted to the type of the action, the value **must** be ignored and not contribute to the state of the action.

For actions created with `XR_ACTION_TYPE_BOOLEAN_INPUT` when the runtime is obeying suggested bindings: Boolean input sources **must** be bound directly to the action. If the path is to a scalar value, a threshold **must** be applied to the value and values over that threshold will be `XR_TRUE`. The runtime **should** use hysteresis when applying this threshold. The threshold and hysteresis range **may** vary from device to device or component to component and are left as an implementation detail. If the path refers to the parent of input values instead of to an input value itself, the runtime **must** use `.../example/path/click` instead of `.../example/path` if it is available. If a parent path does not have a `.../click` subpath, the runtime **must** use `.../value` and apply the same thresholding that would be applied to any scalar input. In any other situation the runtime **may** provide an alternate binding for the action or it will be unbound.

For actions created with `XR_ACTION_TYPE_FLOAT_INPUT` when the runtime is obeying suggested bindings: If the input value specified by the path is scalar, the input value **must** be bound directly to the float. If the path refers to the parent of input values instead of to an input value itself, the runtime **must** use `.../example/path/value` instead of `.../example/path` as the source of the value. If a parent path does not have a `.../value` subpath, the runtime **must** use `.../click`. If the input value is boolean, the runtime **must** supply 0.0 or 1.0 as a conversion of the boolean value. In any other situation, the runtime **may** provide an alternate binding for the action or it will be unbound.

For actions created with `XR_ACTION_TYPE_VECTOR2F_INPUT` when the runtime is obeying suggested bindings: The suggested binding path **must** refer to the parent of input values instead of to the input values themselves, and that parent path **must** contain subpaths `.../x` and `.../y`. `.../x` and `.../y` **must** be bound to 'x' and 'y' of the vector, respectively. In any other situation, the runtime **may** provide an alternate binding for the action or it will be unbound.

For actions created with `XR_ACTION_TYPE_POSE_INPUT` when the runtime is obeying suggested bindings: Pose input sources **must** be bound directly to the action. If the path refers to the parent of input values instead of to an input value itself, the runtime **must** use `.../example/path/pose` instead of `.../example/path` if it is available. In any other situation the runtime **may** provide an alternate binding for the action or it will be unbound.

The `xrSuggestInteractionProfileBindings` function is defined as:

```
// Provided by XR_VERSION_1_0
XrResult xrSuggestInteractionProfileBindings(
    XrInstance instance,
    const XrInteractionProfileSuggestedBinding* suggestedBindings);
```

Parameter Descriptions

- **instance** is the [XrInstance](#) for which the application would like to set suggested bindings
- **suggestedBindings** is the [XrInteractionProfileSuggestedBinding](#) that the application would like to set

The [xrSuggestInteractionProfileBindings](#) function provides action bindings for a single interaction profile. The application **can** call [xrSuggestInteractionProfileBindings](#) once per interaction profile that it supports.

The application **can** provide any number of bindings for each action.

If the application successfully calls [xrSuggestInteractionProfileBindings](#) more than once for an interaction profile, the runtime **must** discard the previous suggested bindings and replace them with the new suggested bindings for that profile.

If the interaction profile path does not follow the structure defined in [Interaction Profiles](#) or suggested bindings contain paths that do not follow the format defined in [Input subpaths](#) (further described in [XrActionSuggestedBinding](#)), the runtime **must** return `XR_ERROR_PATH_UNSUPPORTED`. If the interaction profile or input source for any of the suggested bindings does not exist in the allowlist defined in [Interaction Profile Paths](#), the runtime **must** return `XR_ERROR_PATH_UNSUPPORTED`. A runtime **must** accept every valid binding in the allowlist though it is free to ignore any of them.

If the action set for any action referenced in the **suggestedBindings** parameter has been included in a call to [xrAttachSessionActionSets](#), the implementation **must** return `XR_ERROR_ACTIONSETS_ALREADY_ATTACHED`.

Valid Usage (Implicit)

- **instance** **must** be a valid [XrInstance](#) handle
- **suggestedBindings** **must** be a pointer to a valid [XrInteractionProfileSuggestedBinding](#) structure

Return Codes

Success

- `XR_SUCCESS`

Failure

- `XR_ERROR_VALIDATION_FAILURE`
- `XR_ERROR_RUNTIME_FAILURE`
- `XR_ERROR_HANDLE_INVALID`
- `XR_ERROR_INSTANCE_LOST`
- `XR_ERROR_PATH_UNSUPPORTED`
- `XR_ERROR_PATH_INVALID`
- `XR_ERROR_ACTIONSETS_ALREADY_ATTACHED`

The `XrInteractionProfileSuggestedBinding` structure is defined as:

```
typedef struct XrInteractionProfileSuggestedBinding {
    XrStructureType          type;
    const void*             next;
    XrPath                  interactionProfile;
    uint32_t                countSuggestedBindings;
    const XrActionSuggestedBinding* suggestedBindings;
} XrInteractionProfileSuggestedBinding;
```

Member Descriptions

- `type` is the `XrStructureType` of this structure.
- `next` is `NULL` or a pointer to the next structure in a structure chain. No such structures are defined in core OpenXR.
- `interactionProfile` is the `XrPath` of an interaction profile.
- `countSuggestedBindings` is the number of suggested bindings in the array pointed to by `suggestedBindings`.
- `suggestedBindings` is a pointer to an array of `XrActionSuggestedBinding` structures that define all of the application's suggested bindings for the specified interaction profile.

Valid Usage (Implicit)

- **type** **must** be `XR_TYPE_INTERACTION_PROFILE_SUGGESTED_BINDING`
- **next** **must** be `NULL` or a valid pointer to the [next structure in a structure chain](#). See also: [XrBindingModificationsKHR](#)
- **suggestedBindings** **must** be a pointer to an array of `countSuggestedBindings` valid [XrActionSuggestedBinding](#) structures
- The `countSuggestedBindings` parameter **must** be greater than 0

The [XrActionSuggestedBinding](#) structure is defined as:

```
typedef struct XrActionSuggestedBinding {  
    XrAction    action;  
    XrPath      binding;  
} XrActionSuggestedBinding;
```

Member Descriptions

- **action** is the [XrAction](#) handle for an action
- **binding** is the [XrPath](#) of a binding for the action specified in **action**. This path is any top level user path plus input source path, for example `/user/hand/right/input/trigger/click`. See [suggested bindings](#) for more details.

Valid Usage (Implicit)

- **action** **must** be a valid [XrAction](#) handle

The [xrAttachSessionActionSets](#) function is defined as:

```
// Provided by XR_VERSION_1_0  
XrResult xrAttachSessionActionSets(  
    XrSession          session,  
    const XrSessionActionSetsAttachInfo* attachInfo);
```

Parameter Descriptions

- `session` is the [XrSession](#) to attach the action sets to.
- `attachInfo` is the [XrSessionActionSetsAttachInfo](#) to provide information to attach action sets to the session.

`xrAttachSessionActionSets` attaches the [XrActionSet](#) handles in [XrSessionActionSetsAttachInfo::actionSets](#) to the `session`. Action sets **must** be attached in order to be synchronized with [xrSyncActions](#).

When an action set is attached to a session, that action set becomes immutable. See [xrCreateAction](#) and [xrSuggestInteractionProfileBindings](#) for details.

After action sets are attached to a session, if any unattached actions are passed to functions for the same session, then for those functions the runtime **must** return `XR_ERROR_ACTIONSET_NOT_ATTACHED`.

The runtime **must** return `XR_ERROR_ACTIONSETS_ALREADY_ATTACHED` if `xrAttachSessionActionSets` is called more than once for a given `session`.

Valid Usage (Implicit)

- `session` **must** be a valid [XrSession](#) handle
- `attachInfo` **must** be a pointer to a valid [XrSessionActionSetsAttachInfo](#) structure

Return Codes

Success

- `XR_SUCCESS`
- `XR_SESSION_LOSS_PENDING`

Failure

- `XR_ERROR_VALIDATION_FAILURE`
- `XR_ERROR_RUNTIME_FAILURE`
- `XR_ERROR_HANDLE_INVALID`
- `XR_ERROR_INSTANCE_LOST`
- `XR_ERROR_SESSION_LOST`
- `XR_ERROR_ACTIONSETS_ALREADY_ATTACHED`

The [XrSessionActionSetsAttachInfo](#) structure is defined as:

```
typedef struct XrSessionActionSetsAttachInfo {
    XrStructureType    type;
    const void*        next;
    uint32_t           countActionSets;
    const XrActionSet* actionSets;
} XrSessionActionSetsAttachInfo;
```

Member Descriptions

- `type` is the [XrStructureType](#) of this structure.
- `next` is `NULL` or a pointer to the next structure in a structure chain. No such structures are defined in core OpenXR.
- `countActionSets` is an integer specifying the number of valid elements in the `actionSets` array.
- `actionSets` is a pointer to an array of one or more [XrActionSet](#) handles to be attached to the session.

Valid Usage (Implicit)

- `type` **must** be `XR_TYPE_SESSION_ACTION_SETS_ATTACH_INFO`
- `next` **must** be `NULL` or a valid pointer to the [next structure in a structure chain](#)
- `actionSets` **must** be a pointer to an array of `countActionSets` valid [XrActionSet](#) handles
- The `countActionSets` parameter **must** be greater than 0

11.5. Current Interaction Profile

The [xrGetCurrentInteractionProfile](#) function is defined as:

```
// Provided by XR_VERSION_1_0
XrResult xrGetCurrentInteractionProfile(
    XrSession          session,
    XrPath             topLevelUserPath,
    XrInteractionProfileState* interactionProfile);
```


Parameter Descriptions

- `session` is the [XrSession](#) for which the application would like to retrieve the current interaction profile.
- `topLevelUserPath` is the top level user path the application would like to retrieve the interaction profile for.
- `interactionProfile` is a pointer to an [XrInteractionProfileState](#) structure to receive the current interaction profile.

[xrGetCurrentInteractionProfile](#) retrieves the current interaction profile for a top level user path.

The runtime **must** return only interaction profiles for which the application has provided suggested bindings with [xrSuggestInteractionProfileBindings](#) or `XR_NULL_PATH`. The runtime **may** return interaction profiles that do not represent physically present hardware, for example if the runtime is using a known interaction profile to bind to hardware that the application is not aware of. The runtime **may** return the last-known interaction profile in the event that no controllers are active.

If [xrAttachSessionActionSets](#) has not yet been called for the `session`, the runtime **must** return `XR_ERROR_ACTIONSET_NOT_ATTACHED`. If `topLevelUserPath` is not one of the top level user paths described in [/user paths](#), the runtime **must** return `XR_ERROR_PATH_UNSUPPORTED`.

Valid Usage (Implicit)

- `session` **must** be a valid [XrSession](#) handle
- `interactionProfile` **must** be a pointer to an [XrInteractionProfileState](#) structure

Return Codes

Success

- `XR_SUCCESS`
- `XR_SESSION_LOSS_PENDING`

Failure

- `XR_ERROR_VALIDATION_FAILURE`
- `XR_ERROR_RUNTIME_FAILURE`
- `XR_ERROR_HANDLE_INVALID`
- `XR_ERROR_INSTANCE_LOST`
- `XR_ERROR_SESSION_LOST`
- `XR_ERROR_PATH_UNSUPPORTED`
- `XR_ERROR_PATH_INVALID`
- `XR_ERROR_ACTIONSET_NOT_ATTACHED`

The `XrInteractionProfileState` structure is defined as:

```
typedef struct XrInteractionProfileState {
    XrStructureType    type;
    void*              next;
    XrPath              interactionProfile;
} XrInteractionProfileState;
```

Member Descriptions

- `type` is the `XrStructureType` of this structure.
- `next` is `NULL` or a pointer to the next structure in a structure chain. No such structures are defined in core OpenXR.
- `interactionProfile` is the `XrPath` of the interaction profile path for the `xrGetCurrentInteractionProfile::topLevelUserPath` used to retrieve this state, or `XR_NULL_PATH` if there is no active interaction profile at that top level user path.

The runtime **must** only include interaction profiles that the application has provided bindings for via `xrSuggestInteractionProfileBindings` or `XR_NULL_PATH`. If the runtime is rebinding an interaction profile provided by the application to a device that the application did not provide bindings for, it

must return the interaction profile path that it is emulating. If the runtime is unable to provide input because it cannot emulate any of the application-provided interaction profiles, it **must** return [XR_NULL_PATH](#).

Valid Usage (Implicit)

- **type** **must** be [XR_TYPE_INTERACTION_PROFILE_STATE](#)
- **next** **must** be [NULL](#) or a valid pointer to the [next structure in a structure chain](#)

The [XrEventDataInteractionProfileChanged](#) structure is defined as:

```
// Provided by XR_VERSION_1_0
typedef struct XrEventDataInteractionProfileChanged {
    XrStructureType    type;
    const void*       next;
    XrSession          session;
} XrEventDataInteractionProfileChanged;
```

Member Descriptions

- **type** is the [XrStructureType](#) of this structure.
- **next** is [NULL](#) or a pointer to the next structure in a structure chain. No such structures are defined in core OpenXR.
- **session** is the [XrSession](#) for which at least one of the interaction profiles for a top level path has changed.

The [XrEventDataInteractionProfileChanged](#) event is queued to notify the application that the current interaction profile for one or more top level user paths has changed. This event **must** only be sent for interaction profiles that the application indicated its support for via [xrSuggestInteractionProfileBindings](#). This event **must** only be queued for running sessions.

Upon receiving this event, an application **can** call [xrGetCurrentInteractionProfile](#) for each top level user path in use, if its behavior depends on the current interaction profile.

Valid Usage (Implicit)

- **type** **must** be [XR_TYPE_EVENT_DATA_INTERACTION_PROFILE_CHANGED](#)
- **next** **must** be [NULL](#) or a valid pointer to the [next structure in a structure chain](#)

11.6. Reading Input Action State

The current state of an input action can be obtained by calling the `xrGetActionState*` function call that matches the `XrActionType` provided when the action was created. If a mismatched call is used to retrieve the state `XR_ERROR_ACTION_TYPE_MISMATCH` **must** be returned. `xrGetActionState*` calls for an action in an action set never bound to the session with `xrAttachSessionActionSets` **must** return `XR_ERROR_ACTIONSET_NOT_ATTACHED`.

The result of calls to `xrGetActionState*` for an `XrAction` and subaction path **must** not change between calls to `xrSyncActions`. When the combination of the parent `XrActionSet` and subaction path for an action is passed to `xrSyncActions`, the runtime **must** update the results from `xrGetActionState*` after this call with any changes to the state of the underlying hardware. When the parent action set and subaction path for an action is removed from or added to the list of active action sets passed to `xrSyncActions`, the runtime **must** update `isActive` to reflect the new active state after this call. In all cases the runtime **must** not change the results of `xrGetActionState*` calls between calls to `xrSyncActions`.

When `xrGetActionState*` or haptic output functions are called while the session is **not focused**, the runtime **must** set the `isActive` value to `XR_FALSE` and suppress all haptic output. Furthermore, the runtime should stop all in-progress haptic events when a session loses focus.

When retrieving action state, `lastChangeTime` **must** be set to the runtime's best estimate of when the physical state of the part of the device bound to that action last changed.

The `currentState` value is computed based on the current sync, combining the underlying input sources bound to the provided `subactionPaths` within this action.

The `changedSinceLastSync` value **must** be `XR_TRUE` if the computed `currentState` value differs from the `currentState` value that would have been computed as of the previous sync for the same `subactionPaths`. If there is no previous sync, or the action was not active for the previous sync, the `changedSinceLastSync` value **must** be set to `XR_FALSE`.

The `isActive` value **must** be `XR_TRUE` whenever an action is bound and a source is providing state data for the current sync. If the action is unbound or no source is present, the `isActive` value **must** be `XR_FALSE`. For any action which is inactive, the runtime **must** return zero (or `XR_FALSE`) for state, `XR_FALSE` for `changedSinceLastSync`, and 0 for `lastChangeTime`.

11.6.1. Resolving a single action bound to multiple inputs or outputs

It is often the case that a single action will be bound to multiple physical inputs simultaneously. In these circumstances, the runtime **must** resolve the ambiguity in that multiple binding as follows:

The current state value is selected based on the type of the action:

- Boolean actions - The current state **must** be the result of a boolean **OR** of all bound inputs
- Float actions - The current state **must** be the state of the input with the largest absolute value

- Vector2 actions - The current state **must** be the state of the input with the longest length
- Pose actions - The current state **must** be the state of a single pose source. The source of the pose **must** only be changed during a call to `xrSyncAction`. The runtime **should** only change the source in response to user actions, such as picking up a new controller, or external events, such as a controller running out of battery.
- Haptic actions - The runtime **must** send output events to all bound haptic devices

11.6.2. Structs to describe action and subaction paths

The `XrActionStateGetInfo` structure is used to provide action and subaction paths when calling `xrGetActionState*` function. It is defined as:

```
typedef struct XrActionStateGetInfo {
    XrStructureType    type;
    const void*        next;
    XrAction            action;
    XrPath              subactionPath;
} XrActionStateGetInfo;
```

Member Descriptions

- `type` is the `XrStructureType` of this structure.
- `next` is `NULL` or a pointer to the next structure in a structure chain. No such structures are defined in core OpenXR.
- `action` is the `XrAction` being queried.
- `subactionPath` is the subaction path `XrPath` to query data from, or `XR_NULL_PATH` to specify all subaction paths. If the subaction path is specified, it is one of the subaction paths that were specified when the action was created. If the subaction path was not specified when the action was created, the runtime **must** return `XR_ERROR_PATH_UNSUPPORTED`. If this parameter is specified, the runtime **must** return data that originates only from the subaction paths specified.

See `XrActionCreateInfo` for a description of subaction paths, and the restrictions on their use.

Valid Usage (Implicit)

- **type** **must** be `XR_TYPE_ACTION_STATE_GET_INFO`
- **next** **must** be `NULL` or a valid pointer to the [next structure in a structure chain](#)
- **action** **must** be a valid [XrAction](#) handle

The [XrHapticActionInfo](#) structure is used to provide action and subaction paths when calling `xrHapticFeedback` function. It is defined as:

```
typedef struct XrHapticActionInfo {  
    XrStructureType    type;  
    const void*        next;  
    XrAction            action;  
    XrPath              subactionPath;  
} XrHapticActionInfo;
```

Member Descriptions

- **type** is the [XrStructureType](#) of this structure.
- **next** is `NULL` or a pointer to the next structure in a structure chain. No such structures are defined in core OpenXR.
- **action** is the [XrAction](#) handle for the desired output haptic action.
- **subactionPath** is the subaction path [XrPath](#) of the device to send the haptic event to, or [XR_NULL_PATH](#) to specify all subaction paths. If the subaction path is specified, it is one of the subaction paths that were specified when the action was created. If the subaction path was not specified when the action was created, the runtime **must** return `XR_ERROR_PATH_UNSUPPORTED`. If this parameter is specified, the runtime **must** trigger the haptic events only on the device from the subaction path.

See [XrActionCreateInfo](#) for a description of subaction paths, and the restrictions on their use.

Valid Usage (Implicit)

- **type** **must** be `XR_TYPE_HAPTIC_ACTION_INFO`
- **next** **must** be `NULL` or a valid pointer to the [next structure in a structure chain](#)
- **action** **must** be a valid [XrAction](#) handle

11.6.3. Boolean Actions

`xrGetActionStateBoolean` retrieves the current state of a boolean action. It is defined as:

```
// Provided by XR_VERSION_1_0
XrResult xrGetActionStateBoolean(
    XrSession session,
    const XrActionStateGetInfo* getInfo,
    XrActionStateBoolean* state);
```

Parameter Descriptions

- `session` is the `XrSession` to query.
- `getInfo` is a pointer to `XrActionStateGetInfo` to provide action and subaction paths information.
- `state` is a pointer to a valid `XrActionStateBoolean` into which the state will be placed.

Valid Usage (Implicit)

- `session` **must** be a valid `XrSession` handle
- `getInfo` **must** be a pointer to a valid `XrActionStateGetInfo` structure
- `state` **must** be a pointer to an `XrActionStateBoolean` structure

Return Codes

Success

- XR_SUCCESS
- XR_SESSION_LOSS_PENDING

Failure

- XR_ERROR_VALIDATION_FAILURE
- XR_ERROR_RUNTIME_FAILURE
- XR_ERROR_HANDLE_INVALID
- XR_ERROR_INSTANCE_LOST
- XR_ERROR_SESSION_LOST
- XR_ERROR_PATH_UNSUPPORTED
- XR_ERROR_PATH_INVALID
- XR_ERROR_ACTION_TYPE_MISMATCH
- XR_ERROR_ACTIONSET_NOT_ATTACHED

The `XrActionStateBoolean` structure is defined as:

```
typedef struct XrActionStateBoolean {
    XrStructureType    type;
    void*              next;
    XrBool32           currentState;
    XrBool32           changedSinceLastSync;
    XrTime              lastChangeTime;
    XrBool32           isActive;
} XrActionStateBoolean;
```


Member Descriptions

- `type` is the [XrStructureType](#) of this structure.
- `next` is `NULL` or a pointer to the next structure in a structure chain. No such structures are defined in core OpenXR.
- `currentState` is the current state of the action.
- `changedSinceLastSync` is `XR_TRUE` if the value of `currentState` is different than it was before the most recent call to [xrSyncActions](#). This parameter can be combined with `currentState` to detect rising and falling edges since the previous call to [xrSyncActions](#). E.g. if both `changedSinceLastSync` and `currentState` are `XR_TRUE` then a rising edge (`XR_FALSE` to `XR_TRUE`) has taken place.
- `lastChangeTime` is the [XrTime](#) associated with the most recent change to this action's state.
- `isActive` is `XR_TRUE` if and only if there exists an input source that is contributing to the current state of this action.

When multiple input sources are bound to this action, the `currentState` follows [the previously defined rule to resolve ambiguity](#).

Valid Usage (Implicit)

- `type` **must** be `XR_TYPE_ACTION_STATE_BOOLEAN`
- `next` **must** be `NULL` or a valid pointer to the [next structure in a structure chain](#)

11.6.4. Scalar and Vector Actions

[xrGetActionStateFloat](#) retrieves the current state of a floating-point action. It is defined as:

```
// Provided by XR_VERSION_1_0
XrResult xrGetActionStateFloat(
    XrSession session,
    const XrActionStateGetInfo* getInfo,
    XrActionStateFloat* state);
```

Parameter Descriptions

- `session` is the [XrSession](#) to query.
- `getInfo` is a pointer to [XrActionStateGetInfo](#) to provide action and subaction paths information.
- `state` is a pointer to a valid [XrActionStateFloat](#) into which the state will be placed.

Valid Usage (Implicit)

- `session` **must** be a valid [XrSession](#) handle
- `getInfo` **must** be a pointer to a valid [XrActionStateGetInfo](#) structure
- `state` **must** be a pointer to an [XrActionStateFloat](#) structure

Return Codes

Success

- `XR_SUCCESS`
- `XR_SESSION_LOSS_PENDING`

Failure

- `XR_ERROR_VALIDATION_FAILURE`
- `XR_ERROR_RUNTIME_FAILURE`
- `XR_ERROR_HANDLE_INVALID`
- `XR_ERROR_INSTANCE_LOST`
- `XR_ERROR_SESSION_LOST`
- `XR_ERROR_PATH_UNSUPPORTED`
- `XR_ERROR_PATH_INVALID`
- `XR_ERROR_ACTION_TYPE_MISMATCH`
- `XR_ERROR_ACTIONSET_NOT_ATTACHED`

The [XrActionStateFloat](#) structure is defined as:

```
typedef struct XrActionStateFloat {
    XrStructureType    type;
    void*              next;
    float               currentState;
    XrBool32            changedSinceLastSync;
    XrTime              lastChangeTime;
    XrBool32            isActive;
} XrActionStateFloat;
```

Member Descriptions

- `type` is the [XrStructureType](#) of this structure.
- `next` is `NULL` or a pointer to the next structure in a structure chain. No such structures are defined in core OpenXR.
- `currentState` is the current state of the Action.
- `changedSinceLastSync` is `XR_TRUE` if the value of `currentState` is different than it was before the most recent call to [xrSyncActions](#).
- `lastChangeTime` is the [XrTime](#) associated with the most recent change to this action's state.
- `isActive` is `XR_TRUE` if and only if there exists an input source that is contributing to the current state of this action.

When multiple input sources are bound to this action, the `currentState` follows [the previously defined rule to resolve ambiguity](#).

Valid Usage (Implicit)

- `type` **must** be `XR_TYPE_ACTION_STATE_FLOAT`
- `next` **must** be `NULL` or a valid pointer to the [next structure in a structure chain](#)

[xrGetActionStateVector2f](#) retrieves the current state of a two-dimensional vector action. It is defined as:

```
// Provided by XR_VERSION_1_0
XrResult xrGetActionStateVector2f(
    XrSession                session,
    const XrActionStateGetInfo* getInfo,
    XrActionStateVector2f*   state);
```

Parameter Descriptions

- `session` is the [XrSession](#) to query.
- `getInfo` is a pointer to [XrActionStateGetInfo](#) to provide action and subaction paths information.
- `state` is a pointer to a valid [XrActionStateVector2f](#) into which the state will be placed.

Valid Usage (Implicit)

- `session` **must** be a valid [XrSession](#) handle
- `getInfo` **must** be a pointer to a valid [XrActionStateGetInfo](#) structure
- `state` **must** be a pointer to an [XrActionStateVector2f](#) structure

Return Codes

Success

- `XR_SUCCESS`
- `XR_SESSION_LOSS_PENDING`

Failure

- `XR_ERROR_VALIDATION_FAILURE`
- `XR_ERROR_RUNTIME_FAILURE`
- `XR_ERROR_HANDLE_INVALID`
- `XR_ERROR_INSTANCE_LOST`
- `XR_ERROR_SESSION_LOST`
- `XR_ERROR_PATH_UNSUPPORTED`
- `XR_ERROR_PATH_INVALID`
- `XR_ERROR_ACTION_TYPE_MISMATCH`
- `XR_ERROR_ACTIONSET_NOT_ATTACHED`

The [XrActionStateVector2f](#) structure is defined as:

```

typedef struct XrActionStateVector2f {
    XrStructureType    type;
    void*              next;
    XrVector2f         currentState;
    XrBool32           changedSinceLastSync;
    XrTime              lastChangeTime;
    XrBool32           isActive;
} XrActionStateVector2f;

```

Member Descriptions

- `type` is the [XrStructureType](#) of this structure.
- `next` is `NULL` or a pointer to the next structure in a structure chain. No such structures are defined in core OpenXR.
- `currentState` is the current [XrVector2f](#) state of the Action.
- `changedSinceLastSync` is `XR_TRUE` if the value of `currentState` is different than it was before the most recent call to [xrSyncActions](#).
- `lastChangeTime` is the [XrTime](#) associated with the most recent change to this action's state.
- `isActive` is `XR_TRUE` if and only if there exists an input source that is contributing to the current state of this action.

When multiple input sources are bound to this action, the `currentState` follows [the previously defined rule to resolve ambiguity](#).

Valid Usage (Implicit)

- `type` **must** be `XR_TYPE_ACTION_STATE_VECTOR2F`
- `next` **must** be `NULL` or a valid pointer to the [next structure in a structure chain](#)

11.6.5. Pose Actions

The [xrGetActionStatePose](#) function is defined as:

```
// Provided by XR_VERSION_1_0
XrResult xrGetActionStatePose(
    XrSession session,
    const XrActionStateGetInfo* getInfo,
    XrActionStatePose* state);
```

Parameter Descriptions

- `session` is the [XrSession](#) to query.
- `getInfo` is a pointer to [XrActionStateGetInfo](#) to provide action and subaction paths information.
- `state` is a pointer to a valid [XrActionStatePose](#) into which the state will be placed.

[xrGetActionStatePose](#) returns information about the binding and active state for the specified action. To determine the pose of this action at a historical or predicted time, the application **can** create an action space using [xrCreateActionSpace](#). Then, after each sync, the application **can** locate the pose of this action space within a base space using [xrLocateSpace](#).

Valid Usage (Implicit)

- `session` **must** be a valid [XrSession](#) handle
- `getInfo` **must** be a pointer to a valid [XrActionStateGetInfo](#) structure
- `state` **must** be a pointer to an [XrActionStatePose](#) structure

Return Codes

Success

- `XR_SUCCESS`
- `XR_SESSION_LOSS_PENDING`

Failure

- `XR_ERROR_VALIDATION_FAILURE`
- `XR_ERROR_RUNTIME_FAILURE`
- `XR_ERROR_HANDLE_INVALID`
- `XR_ERROR_INSTANCE_LOST`
- `XR_ERROR_SESSION_LOST`
- `XR_ERROR_PATH_UNSUPPORTED`
- `XR_ERROR_PATH_INVALID`
- `XR_ERROR_ACTION_TYPE_MISMATCH`
- `XR_ERROR_ACTIONSET_NOT_ATTACHED`

The `XrActionStatePose` structure is defined as:

```
typedef struct XrActionStatePose {  
    XrStructureType    type;  
    void*              next;  
    XrBool32           isActive;  
} XrActionStatePose;
```

Member Descriptions

- `type` is the `XrStructureType` of this structure.
- `next` is `NULL` or a pointer to the next structure in a structure chain. No such structures are defined in core OpenXR.
- `isActive` is `XR_TRUE` if and only if there exists an input source that is being tracked by this pose action.

A pose action **must** not be bound to multiple input sources, according to [the previously defined rule](#).

Valid Usage (Implicit)

- **type** **must** be `XR_TYPE_ACTION_STATE_POSE`
- **next** **must** be `NULL` or a valid pointer to the [next structure in a structure chain](#)

11.7. Output Actions and Haptics

Haptic feedback is sent to a device using the [xrApplyHapticFeedback](#) function. The `hapticEvent` points to a supported event structure. All event structures have in common that the first element is an [XrHapticBaseHeader](#) which can be used to determine the type of the haptic event.

Haptic feedback may be immediately halted for a haptic action using the [xrStopHapticFeedback](#) function.

Output action requests activate immediately and **must** not wait for the next call to [xrSyncActions](#).

If a haptic event is sent to an action before a previous haptic event completes, the latest event will take precedence and the runtime **must** cancel all preceding incomplete haptic events on that action.

Output action requests **must** be discarded and have no effect on hardware if the application's session is not focused.

Output action requests for an action in an action set never attached to the session with [xrAttachSessionActionSets](#) **must** return `XR_ERROR_ACTIONSET_NOT_ATTACHED`.

The only haptics type supported by unextended OpenXR is [XrHapticVibration](#).

The [xrApplyHapticFeedback](#) function is defined as:

```
// Provided by XR_VERSION_1_0
XrResult xrApplyHapticFeedback(
    XrSession session,
    const XrHapticActionInfo* hapticActionInfo,
    const XrHapticBaseHeader* hapticFeedback);
```


Parameter Descriptions

- `session` is the [XrSession](#) to start outputting to.
- `hapticActionInfo` is a pointer to [XrHapticActionInfo](#) to provide action and subaction paths information.
- `hapticFeedback` is a pointer to a haptic event structure which starts with an [XrHapticBaseHeader](#).

Triggers a haptic event through the specified action of type `XR_ACTION_TYPE_VIBRATION_OUTPUT`. The runtime **should** deliver this request to the appropriate device, but exactly which device, if any, this event is sent to is up to the runtime to decide. If an appropriate device is unavailable the runtime **may** ignore this request for haptic feedback.

If `session` is not focused, the runtime **must** return `XR_SESSION_NOT_FOCUSED`, and not trigger a haptic event.

If another haptic event from this session is currently happening on the device bound to this action, the runtime **must** interrupt that other event and replace it with the new one.

Valid Usage (Implicit)

- `session` **must** be a valid [XrSession](#) handle
- `hapticActionInfo` **must** be a pointer to a valid [XrHapticActionInfo](#) structure
- `hapticFeedback` **must** be a pointer to a valid [XrHapticBaseHeader](#)-based structure. See also: [XrHapticVibration](#)

Return Codes

Success

- `XR_SUCCESS`
- `XR_SESSION_LOSS_PENDING`
- `XR_SESSION_NOT_FOCUSED`

Failure

- `XR_ERROR_VALIDATION_FAILURE`
- `XR_ERROR_RUNTIME_FAILURE`
- `XR_ERROR_HANDLE_INVALID`
- `XR_ERROR_INSTANCE_LOST`
- `XR_ERROR_SESSION_LOST`
- `XR_ERROR_PATH_UNSUPPORTED`
- `XR_ERROR_PATH_INVALID`
- `XR_ERROR_ACTION_TYPE_MISMATCH`
- `XR_ERROR_ACTIONSET_NOT_ATTACHED`

The `XrHapticBaseHeader` structure is defined as:

```
typedef struct XrHapticBaseHeader {  
    XrStructureType    type;  
    const void*       next;  
} XrHapticBaseHeader;
```

Member Descriptions

- `type` is the `XrStructureType` of this structure. This base structure itself has no associated `XrStructureType` value.
- `next` is `NULL` or a pointer to the next structure in a structure chain. No such structures are defined in core OpenXR.

Valid Usage (Implicit)

- **type** must be `XR_TYPE_HAPTIC_VIBRATION`
- **next** must be `NULL` or a valid pointer to the [next structure in a structure chain](#)

The `XrHapticVibration` structure is defined as:

```
// Provided by XR_VERSION_1_0
typedef struct XrHapticVibration {
    XrStructureType    type;
    const void*        next;
    XrDuration          duration;
    float               frequency;
    float               amplitude;
} XrHapticVibration;
```

Member Descriptions

- **type** is the `XrStructureType` of this structure.
- **next** is `NULL` or a pointer to the next structure in a structure chain. No such structures are defined in core OpenXR.
- **duration** is the number of nanoseconds the vibration **should** last. If `XR_MIN_HAPTIC_DURATION` is specified, the runtime **must** produce a short haptics pulse of minimal supported duration for the haptic device.
- **frequency** is the frequency of the vibration in Hz. If `XR_FREQUENCY_UNSPECIFIED` is specified, it is left to the runtime to decide the optimal frequency value to use.
- **amplitude** is the amplitude of the vibration between 0.0 and 1.0.

The `XrHapticVibration` is used in calls to `xrApplyHapticFeedback` that trigger **vibration** output actions.

The **duration**, and **frequency** parameters **may** be clamped to implementation-dependent ranges.

Valid Usage (Implicit)

- **type** must be `XR_TYPE_HAPTIC_VIBRATION`
- **next** must be `NULL` or a valid pointer to the [next structure in a structure chain](#)

[XR_MIN_HAPTIC_DURATION](#) is used to indicate to the runtime that a short haptic pulse of the minimal supported duration for the haptic device.

```
// Provided by XR_VERSION_1_0
#define XR_MIN_HAPTIC_DURATION -1
```

[XR_FREQUENCY_UNSPECIFIED](#) is used to indicate that the application wants the runtime to decide what the optimal frequency is for the haptic pulse.

```
// Provided by XR_VERSION_1_0
#define XR_FREQUENCY_UNSPECIFIED 0
```

The [xrStopHapticFeedback](#) function is defined as:

```
// Provided by XR_VERSION_1_0
XrResult xrStopHapticFeedback(
    XrSession session,
    const XrHapticActionInfo* hapticActionInfo);
```

Parameter Descriptions

- `session` is the [XrSession](#) to stop outputting to.
- `hapticActionInfo` is a pointer to an [XrHapticActionInfo](#) to provide action and subaction path information.

If a haptic event from this [XrAction](#) is in progress, when this function is called the runtime **must** stop that event.

If `session` is not focused, the runtime **must** return `XR_SESSION_NOT_FOCUSED`.

Valid Usage (Implicit)

- `session` **must** be a valid [XrSession](#) handle
- `hapticActionInfo` **must** be a pointer to a valid [XrHapticActionInfo](#) structure

Return Codes

Success

- `XR_SUCCESS`
- `XR_SESSION_LOSS_PENDING`
- `XR_SESSION_NOT_FOCUSED`

Failure

- `XR_ERROR_VALIDATION_FAILURE`
- `XR_ERROR_RUNTIME_FAILURE`
- `XR_ERROR_HANDLE_INVALID`
- `XR_ERROR_INSTANCE_LOST`
- `XR_ERROR_SESSION_LOST`
- `XR_ERROR_PATH_UNSUPPORTED`
- `XR_ERROR_PATH_INVALID`
- `XR_ERROR_ACTION_TYPE_MISMATCH`
- `XR_ERROR_ACTIONSET_NOT_ATTACHED`

11.8. Input Action State Synchronization

The `xrSyncActions` function is defined as:

```
// Provided by XR_VERSION_1_0
XrResult xrSyncActions(
    XrSession session,
    const XrActionsSyncInfo* syncInfo);
```

Parameter Descriptions

- `session` is a handle to the `XrSession` that all provided action set handles belong to.
- `syncInfo` is an `XrActionsSyncInfo` providing information to synchronize action states.

`xrSyncActions` updates the current state of input actions. Repeated input action state queries between subsequent synchronization calls **must** return the same values. The `XrActionSet` structures referenced in the `XrActionsSyncInfo::activeActionSets` **must** have been previously attached to the session via

`xrAttachSessionActionSets`. If any action sets not attached to this session are passed to `xrSyncActions` it **must** return `XR_ERROR_ACTIONSET_NOT_ATTACHED`. Subsets of the bound action sets **can** be synchronized in order to control which actions are seen as active.

If `session` is not focused, the runtime **must** return `XR_SESSION_NOT_FOCUSED`, and all action states in the session **must** be inactive.

Valid Usage (Implicit)

- `session` **must** be a valid `XrSession` handle
- `syncInfo` **must** be a pointer to a valid `XrActionsSyncInfo` structure

Return Codes

Success

- `XR_SUCCESS`
- `XR_SESSION_LOSS_PENDING`
- `XR_SESSION_NOT_FOCUSED`

Failure

- `XR_ERROR_VALIDATION_FAILURE`
- `XR_ERROR_RUNTIME_FAILURE`
- `XR_ERROR_HANDLE_INVALID`
- `XR_ERROR_INSTANCE_LOST`
- `XR_ERROR_SESSION_LOST`
- `XR_ERROR_PATH_UNSUPPORTED`
- `XR_ERROR_PATH_INVALID`
- `XR_ERROR_ACTIONSET_NOT_ATTACHED`

The `XrActionsSyncInfo` structure is defined as:

```

typedef struct XrActionsSyncInfo {
    XrStructureType      type;
    const void*         next;
    uint32_t             countActiveActionSets;
    const XrActiveActionSet* activeActionSets;
} XrActionsSyncInfo;

```

Member Descriptions

- `type` is the [XrStructureType](#) of this structure.
- `next` is `NULL` or a pointer to the next structure in a structure chain. No such structures are defined in core OpenXR.
- `countActiveActionSets` is an integer specifying the number of valid elements in the `activeActionSets` array.
- `activeActionSets` is `NULL` or a pointer to an array of one or more [XrActiveActionSet](#) structures that should be synchronized.

Valid Usage (Implicit)

- `type` **must** be `XR_TYPE_ACTIONS_SYNC_INFO`
- `next` **must** be `NULL` or a valid pointer to the [next structure in a structure chain](#)
- If `countActiveActionSets` is not `0`, `activeActionSets` **must** be a pointer to an array of `countActiveActionSets` valid [XrActiveActionSet](#) structures

The [XrActiveActionSet](#) structure is defined as:

```

typedef struct XrActiveActionSet {
    XrActionSet      actionSet;
    XrPath           subactionPath;
} XrActiveActionSet;

```

Member Descriptions

- `actionSet` is the handle of the action set to activate.
- `subactionPath` is a subaction path that was declared when one or more actions in the action set was created or `XR_NULL_PATH`. If the application wants to activate the action set on more than one subaction path, it **can** include additional `XrActiveActionSet` structs with the other `subactionPath` values. Using `XR_NULL_PATH` as the value for `subactionPath`, acts as a wildcard for all subaction paths on the actions in the action set. If the subaction path was not specified on any of the actions in the actionSet when that action was created, the runtime **must** return `XR_ERROR_PATH_UNSUPPORTED`.

This structure defines a single active action set and subaction path combination. Applications **can** provide a list of these structures to the `xrSyncActions` function.

Valid Usage (Implicit)

- `actionSet` **must** be a valid `XrActionSet` handle

11.9. Bound Sources

An application **can** use the `xrEnumerateBoundSourcesForAction` and `xrGetInputSourceLocalizedName` calls to prompt the user which physical inputs to use in order to perform an action. The bound **sources** are `XrPath` semantic paths representing the physical controls that an action is bound to. An action **may** be bound to multiple sources at one time, for example an action named `hold` could be bound to both the X and A buttons.

Once the bound sources for an action are obtained, the application **can** gather additional information about it. `xrGetInputSourceLocalizedName` returns a localized human-readable string describing the bound physical control, e.g. 'A Button'.

The `xrEnumerateBoundSourcesForAction` function is defined as:

```
// Provided by XR_VERSION_1_0
XrResult xrEnumerateBoundSourcesForAction(
    XrSession session,
    const XrBoundSourcesForActionEnumerateInfo* enumerateInfo,
    uint32_t sourceCapacityInput,
    uint32_t* sourceCountOutput,
    XrPath* sources);
```


Parameter Descriptions

- `session` is the [XrSession](#) being queried.
- `enumerateInfo` is an [XrBoundSourcesForActionEnumerateInfo](#) providing the query information.
- `sourceCapacityInput` is the capacity of the array, or 0 to indicate a request to retrieve the required capacity.
- `sourceCountOutput` is a pointer to the count of `sources`, or a pointer to the required capacity in the case that `sourceCapacityInput` is insufficient.
- `sources` is a pointer to an application-allocated array that will be filled with the [XrPath](#) values for all bound sources. It **can** be `NULL` if `sourceCapacityInput` is 0.
- See the [Buffer Size Parameters](#) section for a detailed description of retrieving the required `sources` size.

If an action is unbound, [xrEnumerateBoundSourcesForAction](#) **must** assign 0 to the value pointed-to by `sourceCountOutput` and not modify the array.

[xrEnumerateBoundSourcesForAction](#) **must** return `XR_ERROR_ACTIONSET_NOT_ATTACHED` if passed an action in an action set never attached to the session with [xrAttachSessionActionSets](#).

As bindings for actions do not change between calls to [xrSyncActions](#), [xrEnumerateBoundSourcesForAction](#) **must** enumerate the same set of bound sources, or absence of bound sources, for a given query (defined by the `enumerateInfo` parameter) between any two calls to [xrSyncActions](#).

Note



The [XrPath](#) bound sources returned by the runtime are opaque values and **should** not be inspected or persisted. They are only intended for use in conjunction with [xrGetInputSourceLocalizedName](#).

Valid Usage (Implicit)

- `session` **must** be a valid [XrSession](#) handle
- `enumerateInfo` **must** be a pointer to a valid [XrBoundSourcesForActionEnumerateInfo](#) structure
- `sourceCountOutput` **must** be a pointer to a `uint32_t` value
- If `sourceCapacityInput` is not 0, `sources` **must** be a pointer to an array of `sourceCapacityInput` [XrPath](#) values

Return Codes

Success

- `XR_SUCCESS`
- `XR_SESSION_LOSS_PENDING`

Failure

- `XR_ERROR_VALIDATION_FAILURE`
- `XR_ERROR_RUNTIME_FAILURE`
- `XR_ERROR_HANDLE_INVALID`
- `XR_ERROR_INSTANCE_LOST`
- `XR_ERROR_SESSION_LOST`
- `XR_ERROR_SIZE_INSUFFICIENT`
- `XR_ERROR_PATH_INVALID`
- `XR_ERROR_ACTIONSET_NOT_ATTACHED`

The `XrBoundSourcesForActionEnumerateInfo` structure is defined as:

```
typedef struct XrBoundSourcesForActionEnumerateInfo {  
    XrStructureType    type;  
    const void*        next;  
    XrAction            action;  
} XrBoundSourcesForActionEnumerateInfo;
```

Member Descriptions

- `type` is the `XrStructureType` of this structure.
- `next` is `NULL` or a pointer to the next structure in a structure chain. No such structures are defined in core OpenXR.
- `action` is the handle of the action to query.

Valid Usage (Implicit)

- **type** **must** be `XR_TYPE_BOUND_SOURCES_FOR_ACTION_ENUMERATE_INFO`
- **next** **must** be `NULL` or a valid pointer to the [next structure in a structure chain](#)
- **action** **must** be a valid [XrAction](#) handle

The [xrGetInputSourceLocalizedName](#) function is defined as:

```
// Provided by XR_VERSION_1_0
XrResult xrGetInputSourceLocalizedName(
    XrSession session,
    const XrInputSourceLocalizedNameGetInfo* getInfo,
    uint32_t bufferCapacityInput,
    uint32_t* bufferCountOutput,
    char* buffer);
```

Parameter Descriptions

- **session** is a handle to the [XrSession](#) associated with the action that reported this bound source.
- **getInfo** is an [XrInputSourceLocalizedNameGetInfo](#) providing the query information.
- **bufferCapacityInput** is the capacity of the **buffer**, or 0 to indicate a request to retrieve the required capacity.
- **bufferCountOutput** is a pointer to the count of name characters written to **buffer** (including the terminating `\0`), or a pointer to the required capacity in the case that **bufferCapacityInput** is insufficient.
- **buffer** is a pointer to an application-allocated buffer that will be filled with the bound source name. It **can** be `NULL` if **bufferCapacityInput** is 0.
- See the [Buffer Size Parameters](#) section for a detailed description of retrieving the required **buffer** size.

[xrGetInputSourceLocalizedName](#) returns a string for the bound source in the current system locale.

If [xrAttachSessionActionSets](#) has not yet been called for the session, the runtime **must** return `XR_ERROR_ACTIONSET_NOT_ATTACHED`.

Valid Usage (Implicit)

- `session` **must** be a valid `XrSession` handle
- `getInfo` **must** be a pointer to a valid `XrInputSourceLocalizedNameGetInfo` structure
- `bufferCountOutput` **must** be a pointer to a `uint32_t` value
- If `bufferCapacityInput` is not 0, `buffer` **must** be a pointer to an array of `bufferCapacityInput` char values

Return Codes

Success

- `XR_SUCCESS`
- `XR_SESSION_LOSS_PENDING`

Failure

- `XR_ERROR_VALIDATION_FAILURE`
- `XR_ERROR_RUNTIME_FAILURE`
- `XR_ERROR_HANDLE_INVALID`
- `XR_ERROR_INSTANCE_LOST`
- `XR_ERROR_SESSION_LOST`
- `XR_ERROR_SIZE_INSUFFICIENT`
- `XR_ERROR_PATH_UNSUPPORTED`
- `XR_ERROR_PATH_INVALID`
- `XR_ERROR_ACTIONSET_NOT_ATTACHED`

The `XrInputSourceLocalizedNameGetInfo` structure is defined as:

```
typedef struct XrInputSourceLocalizedNameGetInfo {
    XrStructureType          type;
    const void*              next;
    XrPath                   sourcePath;
    XrInputSourceLocalizedNameFlags whichComponents;
} XrInputSourceLocalizedNameGetInfo;
```

Member Descriptions

- `type` is the [XrStructureType](#) of this structure.
- `next` is `NULL` or a pointer to the next structure in a structure chain. No such structures are defined in core OpenXR.
- `sourcePath` is an [XrPath](#) representing a bound source returned by [xrEnumerateBoundSourcesForAction](#).
- `whichComponents` is any set of flags from [XrInputSourceLocalizedNameFlagBits](#).

The result of passing an [XrPath](#) `sourcePath` **not** retrieved from [xrEnumerateBoundSourcesForAction](#) is not specified.

Valid Usage (Implicit)

- `type` **must** be `XR_TYPE_INPUT_SOURCE_LOCALIZED_NAME_GET_INFO`
- `next` **must** be `NULL` or a valid pointer to the [next structure in a structure chain](#)
- `whichComponents` **must** be a valid combination of [XrInputSourceLocalizedNameFlagBits](#) values
- `whichComponents` **must** not be `0`

The [XrInputSourceLocalizedNameGetInfo::whichComponents](#) parameter is of the following type, and contains a bitwise-OR of one or more of the bits defined in [XrInputSourceLocalizedNameFlagBits](#).

```
typedef XrFlags64 XrInputSourceLocalizedNameFlags;
```

```
// Flag bits for XrInputSourceLocalizedNameFlags
static const XrInputSourceLocalizedNameFlags XR_INPUT_SOURCE_LOCALIZED_NAME_USER_PATH_BIT
= 0x00000001;
static const XrInputSourceLocalizedNameFlags
XR_INPUT_SOURCE_LOCALIZED_NAME_INTERACTION_PROFILE_BIT = 0x00000002;
static const XrInputSourceLocalizedNameFlags XR_INPUT_SOURCE_LOCALIZED_NAME_COMPONENT_BIT
= 0x00000004;
```

The flag bits have the following meanings:

Flag Descriptions

- `XR_INPUT_SOURCE_LOCALIZED_NAME_USER_PATH_BIT` indicates that the runtime **must** include the user path portion of the string in the result, if available. E.g. `Left Hand`.
- `XR_INPUT_SOURCE_LOCALIZED_NAME_INTERACTION_PROFILE_BIT` indicates that the runtime **must** include the interaction profile portion of the string in the result, if available. E.g. `Vive Controller`.
- `XR_INPUT_SOURCE_LOCALIZED_NAME_COMPONENT_BIT` indicates that the runtime **must** include the input component portion of the string in the result, if available. E.g. `Trigger`.

Chapter 12. List of Current Extensions

- `XR_KHR_android_create_instance`
- `XR_KHR_android_surface_swapchain`
- `XR_KHR_android_thread_settings`
- `XR_KHR_binding_modification`
- `XR_KHR_composition_layer_color_scale_bias`
- `XR_KHR_composition_layer_cube`
- `XR_KHR_composition_layer_cylinder`
- `XR_KHR_composition_layer_depth`
- `XR_KHR_composition_layer_equirect`
- `XR_KHR_composition_layer_equirect2`
- `XR_KHR_convert_timespec_time`
- `XR_KHR_D3D11_enable`
- `XR_KHR_D3D12_enable`
- `XR_KHR_loader_init`
- `XR_KHR_loader_init_android`
- `XR_KHR_opengl_enable`
- `XR_KHR_opengl_es_enable`
- `XR_KHR_swapchain_usage_input_attachment_bit`
- `XR_KHR_visibility_mask`
- `XR_KHR_vulkan_enable`
- `XR_KHR_vulkan_enable2`
- `XR_KHR_vulkan_swapchain_format_list`
- `XR_KHR_win32_convert_performance_counter_time`

12.1. XR_KHR_android_create_instance

Name String

`XR_KHR_android_create_instance`

Extension Type

Instance extension

Registered Extension Number

9

Revision

3

Extension and Version Dependencies

[OpenXR 1.0](#)

Last Modified Date

2019-07-17

IP Status

No known IP claims.

Contributors

Robert Menzel, NVIDIA

Martin Renschler, Qualcomm

Krzysztof Kosiński, Google

Overview

When the application creates an [XrInstance](#) object on Android systems, additional information from the application has to be provided to the XR runtime.

The Android XR runtime **must** return error `XR_ERROR_VALIDATION_FAILURE` if the additional information is not provided by the application or if the additional parameters are invalid.

New Object Types

New Flag Types

New Enum Constants

[XrStructureType](#) enumeration is extended with:

- `XR_TYPE_INSTANCE_CREATE_INFO_ANDROID_KHR`

New Enums

New Structures

The [XrInstanceCreateInfoAndroidKHR](#) structure is defined as:

```
// Provided by XR_KHR_android_create_instance
typedef struct XrInstanceCreateInfoAndroidKHR {
    XrStructureType    type;
    const void*        next;
    void*              applicationVM;
    void*              applicationActivity;
} XrInstanceCreateInfoAndroidKHR;
```

Member Descriptions

- `type` is the [XrStructureType](#) of this structure.
- `next` is `NULL` or a pointer to the next structure in a structure chain. No such structures are defined in core OpenXR or this extension.
- `applicationVM` is a pointer to the JNI's opaque [JavaVM](#) structure, cast to a void pointer.
- `applicationActivity` is a JNI reference to an [android.app.Activity](#) that will drive the session lifecycle of this instance, cast to a void pointer.

[XrInstanceCreateInfoAndroidKHR](#) contains additional Android specific information needed when calling [xrCreateInstance](#). The `applicationVM` field should be populated with the [JavaVM](#) structure received by the `JNI_OnLoad` function, while the `applicationActivity` field will typically contain a reference to a Java activity object received through an application-specific native method. The [XrInstanceCreateInfoAndroidKHR](#) structure **must** be provided in the `next` chain of the [XrInstanceCreateInfo](#) structure when calling [xrCreateInstance](#).

Valid Usage (Implicit)

- The [XR_KHR_android_create_instance](#) extension **must** be enabled prior to using [XrInstanceCreateInfoAndroidKHR](#)
- `type` **must** be `XR_TYPE_INSTANCE_CREATE_INFO_ANDROID_KHR`
- `next` **must** be `NULL` or a valid pointer to the [next structure in a structure chain](#)
- `applicationVM` **must** be a pointer value
- `applicationActivity` **must** be a pointer value

New Functions

Issues

Version History

- Revision 1, 2017-05-26 (Robert Menzel)
 - Initial draft
- Revision 2, 2019-01-24 (Martin Renschler)
 - Added error code, reformatted
- Revision 3, 2019-07-17 (Krzysztof Kosiński)
 - Non-substantive clarifications.

12.2. XR_KHR_android_surface_swapchain

Name String

`XR_KHR_android_surface_swapchain`

Extension Type

Instance extension

Registered Extension Number

5

Revision

4

Extension and Version Dependencies

[OpenXR 1.0](#)

Last Modified Date

2019-05-30

IP Status

No known IP claims.

Contributors

Krzysztof Kosiński, Google
Johannes van Waveren, Oculus
Martin Renschler, Qualcomm

Overview

A common activity in XR is to view an image stream. Image streams are often the result of camera

previews or decoded video streams. On Android, the basic primitive representing the producer end of an image queue is the class `android.view.Surface`. This extension provides a special swapchain that uses an `android.view.Surface` as its producer end.

New Object Types

New Flag Types

New Enum Constants

New Enums

New Structures

New Functions

To create an `XrSwapchain` object and an Android Surface object call:

```
// Provided by XR_KHR_android_surface_swapchain
XrResult xrCreateSwapchainAndroidSurfaceKHR(
    XrSession session,
    const XrSwapchainCreateInfo* info,
    XrSwapchain* swapchain,
    jobject* surface);
```

Parameter Descriptions

- `session` is an `XrSession` handle previously created with `xrCreateSession`.
- `info` is a pointer to an `XrSwapchainCreateInfo` structure.
- `swapchain` is a pointer to a handle in which the created `XrSwapchain` is returned.
- `surface` is a pointer to a `jobject` where the created Android Surface is returned.

`xrCreateSwapchainAndroidSurfaceKHR` creates an `XrSwapchain` object returned in `swapchain` and an Android Surface `jobject` returned in `surface`. The `jobject` **must** be valid to be passed back to Java code using JNI and **must** be valid to be used with ordinary Android APIs for submitting images to Surfaces. The returned `XrSwapchain` **must** be valid to be referenced in `XrSwapchainSubImage` structures to show content on the screen. The width and height passed in `XrSwapchainCreateInfo` **may** not be persistent throughout the life cycle of the created swapchain, since on Android, the size of the images is controlled by the producer and possibly changes at any time.

The only function that is allowed to be called on the `XrSwapchain` returned from this function is `xrDestroySwapchain`. For example, calling any of the functions `xrEnumerateSwapchainImages`,

`xrAcquireSwapchainImage`, `xrWaitSwapchainImage` or `xrReleaseSwapchainImage` is invalid.

When the application receives the `XrEventDataSessionStateChanged` event with the `XR_SESSION_STATE_STOPPING` state, it **must** ensure that no threads are writing to any of the Android surfaces created with this extension before calling `xrEndSession`. The effect of writing frames to the Surface when the session is in states other than `XR_SESSION_STATE_VISIBLE` or `XR_SESSION_STATE_FOCUSED` is undefined.

`xrCreateSwapchainAndroidSurfaceKHR` **must** return the same set of error codes as `xrCreateSwapchain` under the same circumstances, plus `XR_ERROR_FUNCTION_UNSUPPORTED` in case the function is not supported.

Valid Usage of `XrSwapchainCreateInfo` members

- The `XrSwapchainCreateInfo::format`, `XrSwapchainCreateInfo::sampleCount`, `XrSwapchainCreateInfo::faceCount`, `XrSwapchainCreateInfo::arraySize` and `XrSwapchainCreateInfo::mipCount` members of the structure passed as the `info` parameter **must** be zero.

Valid Usage (Implicit)

- The `XR_KHR_android_surface_swapchain` extension **must** be enabled prior to calling `xrCreateSwapchainAndroidSurfaceKHR`
- `session` **must** be a valid `XrSession` handle
- `info` **must** be a pointer to a valid `XrSwapchainCreateInfo` structure
- `swapchain` **must** be a pointer to an `XrSwapchain` handle
- `surface` **must** be a pointer to a `jobject` value

Return Codes

Success

- `XR_SUCCESS`
- `XR_SESSION_LOSS_PENDING`

Failure

- `XR_ERROR_FUNCTION_UNSUPPORTED`
- `XR_ERROR_VALIDATION_FAILURE`
- `XR_ERROR_RUNTIME_FAILURE`
- `XR_ERROR_HANDLE_INVALID`
- `XR_ERROR_INSTANCE_LOST`
- `XR_ERROR_SESSION_LOST`
- `XR_ERROR_OUT_OF_MEMORY`
- `XR_ERROR_LIMIT_REACHED`

Issues

Version History

- Revision 1, 2017-01-17 (Johannes van Waveren)
 - Initial draft
- Revision 2, 2017-10-30 (Kaye Mason)
 - Changed images to swapchains, used snippet includes. Added issue for Surfaces.
- Revision 3, 2018-05-16 (Krzysztof Kosiński)
 - Refactored to use Surface instead of SurfaceTexture.
- Revision 4, 2019-01-24 (Martin Renschler)
 - Refined the specification of the extension

12.3. XR_KHR_android_thread_settings

Name String

`XR_KHR_android_thread_settings`

Extension Type

Instance extension

Registered Extension Number

4

Revision

6

Extension and Version Dependencies

[OpenXR 1.0](#)

Last Modified Date

2023-12-04

IP Status

No known IP claims.

Contributors

Cass Everitt, Oculus

Johannes van Waveren, Oculus

Martin Renschler, Qualcomm

Krzysztof Kosiński, Google

Xiang Wei, Meta

Overview

For XR to be comfortable, it is important for applications to deliver frames quickly and consistently. In order to make sure the important application threads get their full share of time, these threads must be identified to the system, which will adjust their scheduling priority accordingly.

New Object Types

New Flag Types

New Enum Constants

[XrResult](#) enumeration is extended with:

- `XR_ERROR_ANDROID_THREAD_SETTINGS_ID_INVALID_KHR`
- `XR_ERROR_ANDROID_THREAD_SETTINGS_FAILURE_KHR`

New Enums

The possible thread types are specified by the [XrAndroidThreadTypeKHR](#) enumeration:

```
// Provided by XR_KHR_android_thread_settings
typedef enum XrAndroidThreadTypeKHR {
    XR_ANDROID_THREAD_TYPE_APPLICATION_MAIN_KHR = 1,
    XR_ANDROID_THREAD_TYPE_APPLICATION_WORKER_KHR = 2,
    XR_ANDROID_THREAD_TYPE_RENDERER_MAIN_KHR = 3,
    XR_ANDROID_THREAD_TYPE_RENDERER_WORKER_KHR = 4,
    XR_ANDROID_THREAD_TYPE_MAX_ENUM_KHR = 0x7FFFFFFF
} XrAndroidThreadTypeKHR;
```

Enumerants

- `XR_ANDROID_THREAD_TYPE_APPLICATION_MAIN_KHR`
hints the XR runtime that the thread is doing time critical CPU tasks
- `XR_ANDROID_THREAD_TYPE_APPLICATION_WORKER_KHR`
hints the XR runtime that the thread is doing background CPU tasks
- `XR_ANDROID_THREAD_TYPE_RENDERER_MAIN_KHR`
hints the XR runtime that the thread is doing time critical graphics device tasks
- `XR_ANDROID_THREAD_TYPE_RENDERER_WORKER_KHR`
hints the XR runtime that the thread is doing background graphics device tasks

New Structures

New Functions

To declare a thread to be of a certain `XrAndroidThreadTypeKHR` type call:

```
// Provided by XR_KHR_android_thread_settings
XrResult xrSetAndroidApplicationThreadKHR(
    XrSession session,
    XrAndroidThreadTypeKHR threadType,
    uint32_t threadId);
```

Parameter Descriptions

- `session` is a valid [XrSession](#) handle.
- `threadType` is a classification of the declared thread allowing the XR runtime to apply the relevant priority and attributes. If such settings fail, the runtime **must** return `XR_ERROR_ANDROID_THREAD_SETTINGS_FAILURE_KHR`.
- `threadId` is the kernel thread ID of the declared thread, as returned by `gettid()` or `android.os.process.myTid()`. If the thread ID is invalid, the runtime **must** return `XR_ERROR_ANDROID_THREAD_SETTINGS_ID_INVALID_KHR`.

[xrSetAndroidApplicationThreadKHR](#) allows to declare an XR-critical thread and to classify it.

Valid Usage (Implicit)

- The [XR_KHR_android_thread_settings](#) extension **must** be enabled prior to calling [xrSetAndroidApplicationThreadKHR](#)
- `session` **must** be a valid [XrSession](#) handle
- `threadType` **must** be a valid [XrAndroidThreadTypeKHR](#) value

Return Codes

Success

- `XR_SUCCESS`
- `XR_SESSION_LOSS_PENDING`

Failure

- `XR_ERROR_FUNCTION_UNSUPPORTED`
- `XR_ERROR_VALIDATION_FAILURE`
- `XR_ERROR_RUNTIME_FAILURE`
- `XR_ERROR_HANDLE_INVALID`
- `XR_ERROR_INSTANCE_LOST`
- `XR_ERROR_SESSION_LOST`
- `XR_ERROR_ANDROID_THREAD_SETTINGS_ID_INVALID_KHR`
- `XR_ERROR_ANDROID_THREAD_SETTINGS_FAILURE_KHR`

Version History

- Revision 1, 2017-01-17 (Johannes van Waveren)
 - Initial draft.
- Revision 2, 2017-10-31 (Armelle Laine)
 - Move the performance settings to EXT extension.
- Revision 3, 2018-12-20 (Paul Pedriana)
 - Revised the error code naming to use KHR and renamed `xrSetApplicationThreadKHR` → [xrSetAndroidApplicationThreadKHR](#).
- Revision 4, 2019-01-24 (Martin Renschler)
 - Added enum specification, reformatting
- Revision 5, 2019-07-17 (Krzysztof Kosiński)
 - Clarify the type of thread identifier used by the extension.
- Revision 6, 2023-12-04 (Xiang Wei)
 - Revise/fix the hints of enum specification

12.4. XR_KHR_binding_modification

Name String

`XR_KHR_binding_modification`

Extension Type

Instance extension

Registered Extension Number

121

Revision

1

Extension and Version Dependencies

[OpenXR 1.0](#)

Last Modified Date

2020-07-29

IP Status

No known IP claims.

Contributors

Joe Ludwig, Valve

Contacts

Joe Ludwig, Valve

Overview

This extension adds an optional structure that can be included on the [XrInteractionProfileSuggestedBinding::next](#) chain passed to [xrSuggestInteractionProfileBindings](#) to specify additional information to modify default binding behavior.

This extension does not define any actual modification structs, but includes the list of modifications and the [XrBindingModificationBaseHeaderKHR](#) structure to allow other extensions to provide specific modifications.

New Object Types

New Flag Types

New Enum Constants

[XrStructureType](#) enumeration is extended with:

- [XR_TYPE_BINDING_MODIFICATIONS_KHR](#)

New Enums

New Structures

The [XrBindingModificationsKHR](#) structure is defined as:

```
// Provided by XR_KHR_binding_modification
typedef struct XrBindingModificationsKHR {
    XrStructureType                type;
    const void*                    next;
    uint32_t                       bindingModificationCount;
    const XrBindingModificationBaseHeaderKHR* const* bindingModifications;
} XrBindingModificationsKHR;
```

Member Descriptions

- `type` is the `XrStructureType` of this structure.
- `next` is `NULL` or a pointer to the next structure in a structure chain.
- `bindingModificationCount` is the number of binding modifications in the array pointed to by `bindingModifications`.
- `bindingModifications` is a pointer to an array of pointers to binding modification structures based on `XrBindingModificationBaseHeaderKHR`, that define all of the application's suggested binding modifications for the specified interaction profile.

Valid Usage (Implicit)

- The `XR_KHR_binding_modification` extension **must** be enabled prior to using `XrBindingModificationsKHR`
- `type` **must** be `XR_TYPE_BINDING_MODIFICATIONS_KHR`
- `next` **must** be `NULL` or a valid pointer to the [next structure in a structure chain](#)
- If `bindingModificationCount` is not `0`, `bindingModifications` **must** be a pointer to an array of `bindingModificationCount` valid `XrBindingModificationBaseHeaderKHR`-based structures

The `XrBindingModificationBaseHeaderKHR` structure is defined as:

```
// Provided by XR_KHR_binding_modification
typedef struct XrBindingModificationBaseHeaderKHR {
    XrStructureType    type;
    const void*        next;
} XrBindingModificationBaseHeaderKHR;
```

Member Descriptions

- `type` is the `XrStructureType` of this structure. This base structure itself has no associated `XrStructureType` value.
- `next` is `NULL` or a pointer to the next structure in a structure chain. No such structures are defined in core OpenXR or in this extension.

The `XrBindingModificationBaseHeaderKHR` is a base structure is overridden by `XrBindingModification*` child structures.

Valid Usage (Implicit)

- The [XR_KHR_binding_modification](#) extension **must** be enabled prior to using [XrBindingModificationBaseHeaderKHR](#)
- `next` **must** be `NULL` or a valid pointer to the [next structure in a structure chain](#)

New Functions

Issues

Version History

- Revision 1, 2020-08-06 (Joe Ludwig)
 - Initial draft.

12.5. XR_KHR_composition_layer_color_scale_bias

Name String

`XR_KHR_composition_layer_color_scale_bias`

Extension Type

Instance extension

Registered Extension Number

35

Revision

5

Extension and Version Dependencies

[OpenXR 1.0](#)

Last Modified Date

2019-01-28

IP Status

No known IP claims.

Contributors

Paul Pedriana, Oculus

Cass Everitt, Oculus

Martin Renschler, Qualcomm

Overview

Color scale and bias are applied to a layer color during composition, after its conversion to premultiplied alpha representation.

If specified, `colorScale` and `colorBias` **must** be used to alter the `LayerColor` as follows:

- `colorScale = max(vec4(0, 0, 0, 0), colorScale)`
- `LayerColor.RGB = LayerColor.A > 0 ? LayerColor.RGB / LayerColor.A : vec3(0, 0, 0)`
- `LayerColor = LayerColor * colorScale + colorBias`
- `LayerColor.RGB *= LayerColor.A`

This extension specifies the `XrCompositionLayerColorScaleBiasKHR` structure, which, if present in the `XrCompositionLayerBaseHeader::next` chain, **must** be applied to the composition layer.

This extension does not define a new composition layer type, but rather it defines a transform that may be applied to the color derived from existing composition layer types.

New Object Types

New Flag Types

New Enum Constants

`XrStructureType` enumeration is extended with:

- `XR_TYPE_COMPOSITION_LAYER_COLOR_SCALE_BIAS_KHR`

New Enums

New Structures

The `XrCompositionLayerColorScaleBiasKHR` structure is defined as:

```
// Provided by XR_KHR_composition_layer_color_scale_bias
typedef struct XrCompositionLayerColorScaleBiasKHR {
    XrStructureType    type;
    const void*        next;
    XrColor4f          colorScale;
    XrColor4f          colorBias;
} XrCompositionLayerColorScaleBiasKHR;
```

Member Descriptions

- `type` is the [XrStructureType](#) of this structure.
- `next` is `NULL` or a pointer to the next structure in a structure chain. No such structures are defined in core OpenXR or this extension.
- `colorScale` is an [XrColor4f](#) which will modulate the color sourced from the images.
- `colorBias` is an [XrColor4f](#) which will offset the color sourced from the images.

[XrCompositionLayerColorScaleBiasKHR](#) contains the information needed to scale and bias the color of layer textures.

The [XrCompositionLayerColorScaleBiasKHR](#) structure **can** be applied by applications to composition layers by adding an instance of the struct to the [XrCompositionLayerBaseHeader::next](#) list.

Valid Usage (Implicit)

- The [XR_KHR_composition_layer_color_scale_bias](#) extension **must** be enabled prior to using [XrCompositionLayerColorScaleBiasKHR](#)
- `type` **must** be `XR_TYPE_COMPOSITION_LAYER_COLOR_SCALE_BIAS_KHR`
- `next` **must** be `NULL` or a valid pointer to the [next structure in a structure chain](#)

New Functions

Issues

Version History

- Revision 1, 2017-09-13 (Paul Pedriana)
 - Initial implementation.
- Revision 2, 2019-01-24 (Martin Renschler)
 - Formatting, spec language changes
- Revision 3, 2019-01-28 (Paul Pedriana)
 - Revised math to remove pre-multiplied alpha before applying color scale and offset, then restoring.
- Revision 4, 2019-07-17 (Cass Everitt)
 - Non-substantive updates to the spec language and equations.
- Revision 5, 2020-05-20 (Cass Everitt)
 - Changed extension name, simplified language.

12.6. XR_KHR_composition_layer_cube

Name String

XR_KHR_composition_layer_cube

Extension Type

Instance extension

Registered Extension Number

7

Revision

8

Extension and Version Dependencies

[OpenXR 1.0](#)

Last Modified Date

2019-01-24

IP Status

No known IP claims.

Contributors

Johannes van Waveren, Oculus
Cass Everitt, Oculus
Paul Pedriana, Oculus
Gloria Kennickell, Oculus
Sam Martin, ARM
Kaye Mason, Google, Inc.
Martin Renschler, Qualcomm

Contacts

Cass Everitt, Oculus
Paul Pedriana, Oculus

Overview

This extension adds an additional layer type that enables direct sampling from cubemaps.

The cube layer is the natural layer type for hardware accelerated environment maps. Without updating the image source, the user can look all around, and the compositor can display what they are looking at without intervention from the application.

New Object Types

New Flag Types

New Enum Constants

[XrStructureType](#) enumeration is extended with:

- `XR_TYPE_COMPOSITION_LAYER_CUBE_KHR`

New Enums

New Structures

The [XrCompositionLayerCubeKHR](#) structure is defined as:

```
// Provided by XR_KHR_composition_layer_cube
typedef struct XrCompositionLayerCubeKHR {
    XrStructureType      type;
    const void*         next;
    XrCompositionLayerFlags layerFlags;
    XrSpace              space;
    XrEyeVisibility      eyeVisibility;
    XrSwapchain          swapchain;
    uint32_t            imageArrayIndex;
    XrQuaternionf        orientation;
} XrCompositionLayerCubeKHR;
```

Member Descriptions

- `type` is the [XrStructureType](#) of this structure.
- `next` is `NULL` or a pointer to the next structure in a structure chain. No such structures are defined in core OpenXR or this extension.
- `layerFlags` is any flags to apply to this layer.
- `space` is the [XrSpace](#) in which the `orientation` of the cube layer is evaluated over time.
- `eyeVisibility` is the eye represented by this layer.
- `swapchain` is the swapchain, which **must** have been created with a [XrSwapchainCreateInfo](#) `::faceCount` of 6.
- `imageArrayIndex` is the image array index, with 0 meaning the first or only array element.
- `orientation` is the orientation of the environment map in the `space`.

[XrCompositionLayerCubeKHR](#) contains the information needed to render a cube map when calling

`xrEndFrame`. `XrCompositionLayerCubeKHR` is an alias type for the base struct `XrCompositionLayerBaseHeader` used in `XrFrameEndInfo`.

Valid Usage (Implicit)

- The `XR_KHR_composition_layer_cube` extension **must** be enabled prior to using `XrCompositionLayerCubeKHR`
- `type` **must** be `XR_TYPE_COMPOSITION_LAYER_CUBE_KHR`
- `next` **must** be `NULL` or a valid pointer to the [next structure in a structure chain](#)
- `layerFlags` **must** be `0` or a valid combination of `XrCompositionLayerFlagBits` values
- `space` **must** be a valid `XrSpace` handle
- `eyeVisibility` **must** be a valid `XrEyeVisibility` value
- `swapchain` **must** be a valid `XrSwapchain` handle
- Both of `space` and `swapchain` **must** have been created, allocated, or retrieved from the same `XrSession`

New Functions

Issues

Version History

- Revision 0, 2017-02-01 (Johannes van Waveren)
 - Initial draft.
- Revision 1, 2017-05-19 (Sam Martin)
 - Initial draft, moving the 3 layer types to an extension.
- Revision 2, 2017-08-30 (Paul Pedriana)
 - Updated the specification.
- Revision 3, 2017-10-12 (Cass Everitt)
 - Updated to reflect per-eye structs and the change to swapchains
- Revision 4, 2017-10-18 (Kaye Mason)
 - Update to flatten structs to remove per-eye arrays.
- Revision 5, 2017-12-05 (Paul Pedriana)
 - Updated to break out the cylinder and equirect features into separate extensions.
- Revision 6, 2017-12-07 (Paul Pedriana)
 - Updated to use transform components instead of transform matrices.

- Revision 7, 2017-12-07 (Paul Pedriana)
 - Updated to convert [XrPosef](#) to [XrQuaternionf](#) (there's no position component).
- Revision 8, 2019-01-24 (Martin Renschler)
 - Updated struct to use [XrSwapchainSubImage](#), reformat and spec language changes, eye parameter description update

12.7. XR_KHR_composition_layer_cylinder

Name String

`XR_KHR_composition_layer_cylinder`

Extension Type

Instance extension

Registered Extension Number

18

Revision

4

Extension and Version Dependencies

[OpenXR 1.0](#)

Last Modified Date

2019-01-24

IP Status

No known IP claims.

Contributors

James Hughes, Oculus

Paul Pedriana, Oculus

Martin Renschler, Qualcomm

Contacts

Paul Pedriana, Oculus

Cass Everitt, Oculus

Overview

This extension adds an additional layer type where the XR runtime **must** map a texture stemming from a swapchain onto the inside of a cylinder section. It can be imagined much the same way a curved television display looks to a viewer. This is not a projection type of layer but rather an object-in-world type of layer, similar to [XrCompositionLayerQuad](#). Only the interior of the cylinder surface **must**

be visible; the exterior of the cylinder is not visible and **must** not be drawn by the runtime.

The cylinder characteristics are specified by the following parameters:

```
XrPosef      pose;  
float        radius;  
float        centralAngle;  
float        aspectRatio;
```

These can be understood via the following diagram, which is a top-down view of a horizontally oriented cylinder. The aspect ratio drives how tall the cylinder will appear based on the other parameters. Typically the aspectRatio would be set to be the aspect ratio of the texture being used, so that it looks the same within the cylinder as it does in 2D.

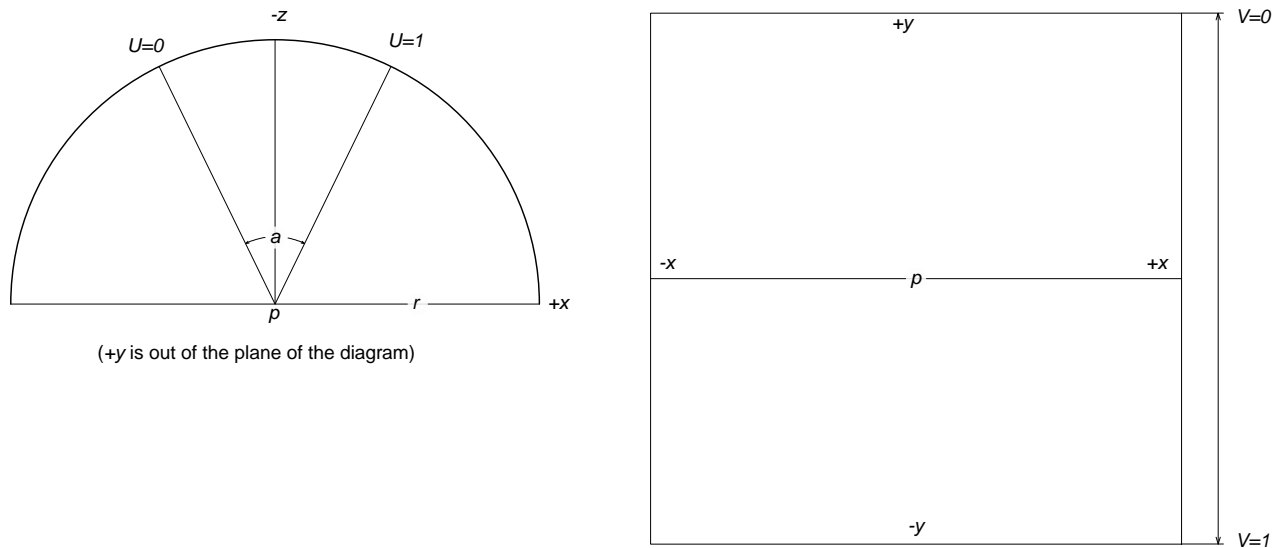


Figure 6. Cylinder Layer Parameters

- r — Radius
- a — Central angle in $(0, 2\pi)$
- p — Origin of pose transform
- U/V — UV coordinates

New Object Types

New Flag Types

New Enum Constants

[XrStructureType](#) enumeration is extended with:

- `XR_TYPE_COMPOSITION_LAYER_CYLINDER_KHR`

New Enums

New Structures

The `XrCompositionLayerCylinderKHR` structure is defined as:

```
// Provided by XR_KHR_composition_layer_cylinder
typedef struct XrCompositionLayerCylinderKHR {
    XrStructureType      type;
    const void*         next;
    XrCompositionLayerFlags layerFlags;
    XrSpace              space;
    XrEyeVisibility      eyeVisibility;
    XrSwapchainSubImage subImage;
    XrPosef              pose;
    float                radius;
    float                centralAngle;
    float                aspectRatio;
} XrCompositionLayerCylinderKHR;
```

Member Descriptions

- `type` is the [XrStructureType](#) of this structure.
- `next` is `NULL` or a pointer to the next structure in a structure chain. No such structures are defined in core OpenXR or this extension.
- `layerFlags` specifies options for the layer.
- `space` is the [XrSpace](#) in which the `pose` of the cylinder layer is evaluated over time.
- `eyeVisibility` is the eye represented by this layer.
- `subImage` identifies the image [XrSwapchainSubImage](#) to use. The swapchain **must** have been created with a [XrSwapchainCreateInfo::faceCount](#) of 1.
- `pose` is an [XrPosef](#) defining the position and orientation of the center point of the view of the cylinder within the reference frame of the `space`.
- `radius` is the non-negative radius of the cylinder. Values of zero or floating point positive infinity are treated as an infinite cylinder.
- `centralAngle` is the angle of the visible section of the cylinder, based at 0 radians, in the range of $[0, 2\pi)$. It grows symmetrically around the 0 radian angle.
- `aspectRatio` is the ratio of the visible cylinder section width / height. The height of the cylinder is given by: $(\text{cylinder radius} \times \text{cylinder angle}) / \text{aspectRatio}$.

[XrCompositionLayerCylinderKHR](#) contains the information needed to render a texture onto a cylinder when calling `xrEndFrame`. [XrCompositionLayerCylinderKHR](#) is an alias type for the base struct [XrCompositionLayerBaseHeader](#) used in [XrFrameEndInfo](#).

Valid Usage (Implicit)

- The `XR_KHR_composition_layer_cylinder` extension **must** be enabled prior to using [XrCompositionLayerCylinderKHR](#)
- `type` **must** be `XR_TYPE_COMPOSITION_LAYER_CYLINDER_KHR`
- `next` **must** be `NULL` or a valid pointer to the [next structure in a structure chain](#)
- `layerFlags` **must** be `0` or a valid combination of [XrCompositionLayerFlagBits](#) values
- `space` **must** be a valid [XrSpace](#) handle
- `eyeVisibility` **must** be a valid [XrEyeVisibility](#) value
- `subImage` **must** be a valid [XrSwapchainSubImage](#) structure

New Functions

Issues

Version History

- Revision 1, 2017-05-19 (Paul Pedriana)
 - Initial version. This was originally part of a single extension which supported multiple such extension layer types.
- Revision 2, 2017-12-07 (Paul Pedriana)
 - Updated to use transform components instead of transform matrices.
- Revision 3, 2018-03-05 (Paul Pedriana)
 - Added improved documentation and brought the documentation in line with the existing core spec.
- Revision 4, 2019-01-24 (Martin Renschler)
 - Reformatted, spec language changes, eye parameter description update

12.8. XR_KHR_composition_layer_depth

Name String

`XR_KHR_composition_layer_depth`

Extension Type

Instance extension

Registered Extension Number

11

Revision

6

Extension and Version Dependencies

[OpenXR 1.0](#)

Last Modified Date

2019-01-24

IP Status

No known IP claims.

Contributors

Paul Pedriana, Oculus
Bryce Hutchings, Microsoft
Andreas Loeve Selvik, Arm
Martin Renschler, Qualcomm

Overview

This extension defines an extra layer type which allows applications to submit depth images along with color images in projection layers, i.e. [XrCompositionLayerProjection](#).

The XR runtime **may** use this information to perform more accurate reprojections taking depth into account. Use of this extension does not affect the order of layer composition as described in [Compositing](#).

New Object Types

New Flag Types

New Enum Constants

[XrStructureType](#) enumeration is extended with:

- `XR_TYPE_COMPOSITION_LAYER_DEPTH_INFO_KHR`

New Enums

New Structures

When submitting depth images along with projection layers, add the [XrCompositionLayerDepthInfoKHR](#) to the `next` chain for all [XrCompositionLayerProjectionView](#) structures in the given layer.

The [XrCompositionLayerDepthInfoKHR](#) structure is defined as:

```
// Provided by XR_KHR_composition_layer_depth
typedef struct XrCompositionLayerDepthInfoKHR {
    XrStructureType    type;
    const void*        next;
    XrSwapchainSubImage subImage;
    float               minDepth;
    float               maxDepth;
    float               nearZ;
    float               farZ;
} XrCompositionLayerDepthInfoKHR;
```

Member Descriptions

- `type` is the [XrStructureType](#) of this structure.
- `next` is `NULL` or a pointer to the next structure in a structure chain. No such structures are defined in core OpenXR or this extension.
- `subImage` identifies the depth image [XrSwapchainSubImage](#) to be associated with the color swapchain. The swapchain **must** have been created with a [XrSwapchainCreateInfo::faceCount](#) of 1.
- `minDepth` and `maxDepth` are the window space depths that correspond to the near and far frustum planes, respectively. `minDepth` must be less than `maxDepth`. `minDepth` and `maxDepth` must be in the range [0, 1].
- `nearZ` and `farZ` are the positive distances in meters to the near and far frustum planes, respectively. `nearZ` and `farZ` **must** not be equal. `nearZ` and `farZ` **must** be in the range (0, +infinity].

Note



The window space depth values `minDepth` and `maxDepth` are akin to the parameters of [glDepthRange](#) that specify the mapping from normalized device coordinates into window space.

Note



A reversed mapping of depth, such that points closer to the view have a window space depth that is greater than points further away can be achieved by making `nearZ > farZ`.

[XrCompositionLayerDepthInfoKHR](#) contains the information needed to associate depth with the color information in a projection layer. When submitting depth images along with projection layers, add the [XrCompositionLayerDepthInfoKHR](#) to the `next` chain for all [XrCompositionLayerProjectionView](#) structures in the given layer.

The homogeneous transform from view space z to window space depth is given by the following matrix, where $a = \text{minDepth}$, $b = \text{maxDepth}$, $n = \text{nearZ}$, and $f = \text{farZ}$.

$$\mathbf{T} = \begin{bmatrix} b - a & a \\ 0 & 1 \end{bmatrix} \begin{bmatrix} -\frac{f}{f-n} & -\frac{fn}{f-n} \\ -1 & 0 \end{bmatrix} = \begin{bmatrix} -\frac{bf-an}{f-n} & -\frac{fn(b-a)}{f-n} \\ -1 & 0 \end{bmatrix}$$

$$\mathbf{p}_w = \mathbf{T}\mathbf{p}_v$$

$$\mathbf{p}_w = [z_w \quad w_w]^t, \text{ homogeneous window space depth}$$

$$\mathbf{p}_v = [z_v \quad w_v]^t, \text{ homogeneous view space depth}$$

Figure 7. Homogeneous transform from view space to window space depth

Homogeneous values are constructed from real values by appending a w component with value 1.0.

General homogeneous values are projected back to real space by dividing by the w component.

Valid Usage (Implicit)

- The [XR_KHR_composition_layer_depth](#) extension **must** be enabled prior to using [XrCompositionLayerDepthInfoKHR](#)
- **type** **must** be `XR_TYPE_COMPOSITION_LAYER_DEPTH_INFO_KHR`
- **next** **must** be `NULL` or a valid pointer to the [next structure in a structure chain](#)
- **subImage** **must** be a valid [XrSwapchainSubImage](#) structure

New Functions

Issues

1. Should the range of `minDepth` and `maxDepth` be constrained to [0,1]?

RESOLVED: Yes.

There is no compelling mathematical reason for this constraint, however, it does not impose any hardship currently, and the constraint could be relaxed in a future version of the extension if needed.

2. Should we require `minDepth` be less than `maxDepth`?

RESOLVED: Yes.

There is no compelling mathematical reason for this constraint, however, it does not impose any

hardship currently, and the constraint could be relaxed in a future version of the extension if needed. Reverse z mappings can be achieved by making `nearZ > farZ`.

3. Does this extension support view space depth images?

RESOLVED: No.

The formulation of the transform between view and window depths implies projected depth. A different extension would be needed to support a different interpretation of depth.

4. Is there any constraint on the resolution of the depth subimage?

RESOLVED: No.

The resolution of the depth image need not match that of the corresponding color image.

Version History

- Revision 1, 2017-08-18 (Paul Pedriana)
 - Initial proposal.
- Revision 2, 2017-10-30 (Kaye Mason)
 - Migration from Images to Swapchains.
- Revision 3, 2018-07-20 (Bryce Hutchings)
 - Support for swapchain texture arrays
- Revision 4, 2018-12-17 (Andreas Loeve Selvik)
 - `depthImageRect` in pixels instead of UVs
- Revision 5, 2019-01-24 (Martin Renschler)
 - changed `depthSwapchain/depthImageRect/depthImageArrayIndex` to [XrSwapchainSubImage](#)
 - reformat and spec language changes
 - removed vendor specific terminology
- Revision 6, 2022-02-16 (Cass Everitt)
 - Provide homogeneous transform as function of provided parameters

12.9. XR_KHR_composition_layer_equirect

Name String

`XR_KHR_composition_layer_equirect`

Extension Type

Instance extension

Registered Extension Number

19

Revision

3

Extension and Version Dependencies

[OpenXR 1.0](#)

Last Modified Date

2019-01-24

IP Status

No known IP claims.

Contributors

Johannes van Waveren, Oculus
Cass Everitt, Oculus
Paul Pedriana, Oculus
Gloria Kennickell, Oculus
Martin Renschler, Qualcomm

Contacts

Cass Everitt, Oculus
Paul Pedriana, Oculus

Overview

This extension adds an additional layer type where the XR runtime must map an equirectangular coded image stemming from a swapchain onto the inside of a sphere.

The equirect layer type provides most of the same benefits as a cubemap, but from an equirect 2D image source. This image source is appealing mostly because equirect environment maps are very common, and the highest quality you can get from them is by sampling them directly in the compositor.

This is not a projection type of layer but rather an object-in-world type of layer, similar to [XrCompositionLayerQuad](#). Only the interior of the sphere surface **must** be visible; the exterior of the sphere is not visible and **must** not be drawn by the runtime.

New Object Types

New Flag Types

New Enum Constants

`XrStructureType` enumeration is extended with:

- `XR_TYPE_COMPOSITION_LAYER_EQUIRECT_KHR`

New Enums

New Structures

The `XrCompositionLayerEquirectKHR` structure is defined as:

```
// Provided by XR_KHR_composition_layer_equirect
typedef struct XrCompositionLayerEquirectKHR {
    XrStructureType      type;
    const void*          next;
    XrCompositionLayerFlags layerFlags;
    XrSpace               space;
    XrEyeVisibility       eyeVisibility;
    XrSwapchainSubImage  subImage;
    XrPosef               pose;
    float                 radius;
    XrVector2f            scale;
    XrVector2f            bias;
} XrCompositionLayerEquirectKHR;
```

Member Descriptions

- `type` is the [XrStructureType](#) of this structure.
- `next` is `NULL` or a pointer to the next structure in a structure chain. No such structures are defined in core OpenXR or this extension.
- `layerFlags` specifies options for the layer.
- `space` is the [XrSpace](#) in which the `pose` of the equirect layer is evaluated over time.
- `eyeVisibility` is the eye represented by this layer.
- `subImage` identifies the image [XrSwapchainSubImage](#) to use. The swapchain **must** have been created with a [XrSwapchainCreateInfo::faceCount](#) of 1.
- `pose` is an [XrPosef](#) defining the position and orientation of the center point of the sphere onto which the equirect image data is mapped, relative to the reference frame of the `space`.
- `radius` is the non-negative radius of the sphere onto which the equirect image data is mapped. Values of zero or floating point positive infinity are treated as an infinite sphere.
- `scale` is an [XrVector2f](#) indicating a scale of the texture coordinates after the mapping to 2D.
- `bias` is an [XrVector2f](#) indicating a bias of the texture coordinates after the mapping to 2D.

[XrCompositionLayerEquirectKHR](#) contains the information needed to render an equirectangular image onto a sphere when calling `xrEndFrame`. [XrCompositionLayerEquirectKHR](#) is an alias type for the base struct [XrCompositionLayerBaseHeader](#) used in [XrFrameEndInfo](#).

Valid Usage (Implicit)

- The [XR_KHR_composition_layer_equirect](#) extension **must** be enabled prior to using [XrCompositionLayerEquirectKHR](#)
- `type` **must** be `XR_TYPE_COMPOSITION_LAYER_EQUIRECT_KHR`
- `next` **must** be `NULL` or a valid pointer to the [next structure in a structure chain](#)
- `layerFlags` **must** be `0` or a valid combination of [XrCompositionLayerFlagBits](#) values
- `space` **must** be a valid [XrSpace](#) handle
- `eyeVisibility` **must** be a valid [XrEyeVisibility](#) value
- `subImage` **must** be a valid [XrSwapchainSubImage](#) structure

New Functions

Issues

Version History

- Revision 1, 2017-05-19 (Paul Pedriana)
 - Initial version. This was originally part of a single extension which supported multiple such extension layer types.
- Revision 2, 2017-12-07 (Paul Pedriana)
 - Updated to use transform components instead of transform matrices.
- Revision 3, 2019-01-24 (Martin Renschler)
 - Reformatted, spec language changes, eye parameter description update

12.10. XR_KHR_composition_layer_equirect2

Name String

`XR_KHR_composition_layer_equirect2`

Extension Type

Instance extension

Registered Extension Number

92

Revision

1

Extension and Version Dependencies

[OpenXR 1.0](#)

Last Modified Date

2019-01-24

IP Status

No known IP claims.

Contributors

Johannes van Waveren, Oculus
Cass Everitt, Oculus
Paul Pedriana, Oculus
Gloria Kennickell, Oculus
Martin Renschler, Qualcomm

Contacts

Cass Everitt, Oculus

Overview

This extension adds an additional layer type where the XR runtime must map an equirectangular coded image stemming from a swapchain onto the inside of a sphere.

The equirect layer type provides most of the same benefits as a cubemap, but from an equirect 2D image source. This image source is appealing mostly because equirect environment maps are very common, and the highest quality you can get from them is by sampling them directly in the compositor.

This is not a projection type of layer but rather an object-in-world type of layer, similar to [XrCompositionLayerQuad](#). Only the interior of the sphere surface **must** be visible; the exterior of the sphere is not visible and **must** not be drawn by the runtime.

This extension uses a different parameterization more in keeping with the formulation of `KHR_composition_layer_cylinder` but is functionally equivalent to `KHR_composition_layer_equirect`.

New Object Types

New Flag Types

New Enum Constants

[XrStructureType](#) enumeration is extended with:

- `XR_TYPE_COMPOSITION_LAYER_EQUIRECT2_KHR`

New Enums

New Structures

The [XrCompositionLayerEquirect2KHR](#) structure is defined as:

```
// Provided by XR_KHR_composition_layer_equirect2
typedef struct XrCompositionLayerEquirect2KHR {
    XrStructureType      type;
    const void*          next;
    XrCompositionLayerFlags layerFlags;
    XrSpace              space;
    XrEyeVisibility      eyeVisibility;
    XrSwapchainSubImage  subImage;
    XrPosef              pose;
    float                radius;
    float                centralHorizontalAngle;
    float                upperVerticalAngle;
    float                lowerVerticalAngle;
} XrCompositionLayerEquirect2KHR;
```

Member Descriptions

- `type` is the [XrStructureType](#) of this structure.
- `next` is `NULL` or a pointer to the next structure in a structure chain. No such structures are defined in core OpenXR or this extension.
- `layerFlags` specifies options for the layer.
- `space` is the [XrSpace](#) in which the `pose` of the equirect layer is evaluated over time.
- `eyeVisibility` is the eye represented by this layer.
- `subImage` identifies the image [XrSwapchainSubImage](#) to use. The swapchain **must** have been created with a [XrSwapchainCreateInfo::faceCount](#) of 1.
- `pose` is an [XrPosef](#) defining the position and orientation of the center point of the sphere onto which the equirect image data is mapped, relative to the reference frame of the `space`.
- `radius` is the non-negative radius of the sphere onto which the equirect image data is mapped. Values of zero or floating point positive infinity are treated as an infinite sphere.
- `centralHorizontalAngle` defines the visible horizontal angle of the sphere, based at 0 radians, in the range of $[0, 2\pi]$. It grows symmetrically around the 0 radian angle.
- `upperVerticalAngle` defines the upper vertical angle of the visible portion of the sphere, in the range of $[-\pi/2, \pi/2]$.
- `lowerVerticalAngle` defines the lower vertical angle of the visible portion of the sphere, in the range of $[-\pi/2, \pi/2]$.

[XrCompositionLayerEquirect2KHR](#) contains the information needed to render an equirectangular image onto a sphere when calling `xrEndFrame`. [XrCompositionLayerEquirect2KHR](#) is an alias type for the base struct [XrCompositionLayerBaseHeader](#) used in [XrFrameEndInfo](#).

Valid Usage (Implicit)

- The `XR_KHR_composition_layer_equirect2` extension **must** be enabled prior to using [XrCompositionLayerEquirect2KHR](#)
- `type` **must** be `XR_TYPE_COMPOSITION_LAYER_EQUIRECT2_KHR`
- `next` **must** be `NULL` or a valid pointer to the [next structure in a structure chain](#)
- `layerFlags` **must** be `0` or a valid combination of [XrCompositionLayerFlagBits](#) values
- `space` **must** be a valid [XrSpace](#) handle
- `eyeVisibility` **must** be a valid [XrEyeVisibility](#) value
- `subImage` **must** be a valid [XrSwapchainSubImage](#) structure

New Functions

Issues

Version History

- Revision 1, 2020-05-08 (Cass Everitt)
 - Initial version.
 - Kept contributors from the original equirect extension.

12.11. XR_KHR_convert_timespec_time

Name String

`XR_KHR_convert_timespec_time`

Extension Type

Instance extension

Registered Extension Number

37

Revision

1

Extension and Version Dependencies

[OpenXR 1.0](#)

Last Modified Date

2019-01-24

IP Status

No known IP claims.

Contributors

Paul Pedriana, Oculus

Overview

This extension provides two functions for converting between timespec monotonic time and [XrTime](#). The [xrConvertTimespecTimeToTimeKHR](#) function converts from timespec time to [XrTime](#), while the [xrConvertTimeToTimespecTimeKHR](#) function converts [XrTime](#) to timespec monotonic time. The primary use case for this functionality is to be able to synchronize events between the local system and the OpenXR system.

New Object Types

New Flag Types

New Enum Constants

New Enums

New Structures

New Functions

To convert from timespec monotonic time to `XrTime`, call:

```
// Provided by XR_KHR_convert_timespec_time
XrResult xrConvertTimespecTimeToTimeKHR(
    XrInstance          instance,
    const struct timespec* timespecTime,
    XrTime*             time);
```

Parameter Descriptions

- `instance` is an `XrInstance` handle previously created with `xrCreateInstance`.
- `timespecTime` is a `timespec` obtained from `clock_gettime` with `CLOCK_MONOTONIC`.
- `time` is the resulting `XrTime` that is equivalent to the `timespecTime`.

The `xrConvertTimespecTimeToTimeKHR` function converts a time obtained by the `clock_gettime` function to the equivalent `XrTime`.

If the output `time` cannot represent the input `timespecTime`, the runtime **must** return `XR_ERROR_TIME_INVALID`.

Valid Usage (Implicit)

- The `XR_KHR_convert_timespec_time` extension **must** be enabled prior to calling `xrConvertTimespecTimeToTimeKHR`
- `instance` **must** be a valid `XrInstance` handle
- `timespecTime` **must** be a pointer to a valid `timespec` value
- `time` **must** be a pointer to an `XrTime` value

Return Codes

Success

- `XR_SUCCESS`

Failure

- `XR_ERROR_FUNCTION_UNSUPPORTED`
- `XR_ERROR_VALIDATION_FAILURE`
- `XR_ERROR_RUNTIME_FAILURE`
- `XR_ERROR_HANDLE_INVALID`
- `XR_ERROR_INSTANCE_LOST`
- `XR_ERROR_TIME_INVALID`

To convert from `XrTime` to timespec monotonic time, call:

```
// Provided by XR_KHR_convert_timespec_time
XrResult xrConvertTimeToTimespecTimeKHR(
    XrInstance          instance,
    XrTime              time,
    struct timespec*    timespecTime);
```

Parameter Descriptions

- `instance` is an `XrInstance` handle previously created with `xrCreateInstance`.
- `time` is an `XrTime`.
- `timespecTime` is the resulting timespec time that is equivalent to a `timespec` obtained from `clock_gettime` with `CLOCK_MONOTONIC`.

The `xrConvertTimeToTimespecTimeKHR` function converts an `XrTime` to time as if generated by `clock_gettime`.

If the output `timespecTime` cannot represent the input `time`, the runtime **must** return `XR_ERROR_TIME_INVALID`.

Valid Usage (Implicit)

- The `XR_KHR_convert_timespec_time` extension **must** be enabled prior to calling `xrConvertTimeToTimespecTimeKHR`
- `instance` **must** be a valid `XrInstance` handle
- `timespecTime` **must** be a pointer to a `timespec` value

Return Codes

Success

- `XR_SUCCESS`

Failure

- `XR_ERROR_FUNCTION_UNSUPPORTED`
- `XR_ERROR_VALIDATION_FAILURE`
- `XR_ERROR_RUNTIME_FAILURE`
- `XR_ERROR_HANDLE_INVALID`
- `XR_ERROR_INSTANCE_LOST`
- `XR_ERROR_TIME_INVALID`

Issues

Version History

- Revision 1, 2019-01-24 (Paul Pedriana)
 - Initial draft

12.12. XR_KHR_D3D11_enable

Name String

`XR_KHR_D3D11_enable`

Extension Type

Instance extension

Registered Extension Number

28

Revision

9

Extension and Version Dependencies

[OpenXR 1.0](#)

Last Modified Date

2018-11-16

IP Status

No known IP claims.

Contributors

Bryce Hutchings, Microsoft

Paul Pedriana, Oculus

Mark Young, LunarG

Minmin Gong, Microsoft

Matthieu Bucchianeri, Microsoft

Overview

This extension enables the use of the D3D11 graphics API in an OpenXR runtime. Without this extension, the OpenXR runtime may not be able to use any D3D11 swapchain images.

This extension provides the mechanisms necessary for an application to generate a valid [XrGraphicsBindingD3D11KHR](#) structure in order to create a D3D11-based [XrSession](#). Note that during this process the application is responsible for creating all the required D3D11 objects, including a graphics device to be used for rendering.

This extension also provides mechanisms for the application to interact with images acquired by calling [xrEnumerateSwapchainImages](#).

In order to expose the structures, types, and functions of this extension, you **must** define [XR_USE_GRAPHICS_API_D3D11](#) before including the OpenXR platform header [openxr_platform.h](#), in all portions of your library or application that include it. **Swapchain Flag Bits**

All [XrSwapchainUsageFlags](#) values passed in a session created using [XrGraphicsBindingD3D11KHR](#) **must** be interpreted as follows by the runtime, so that the returned swapchain images used by the application may be used as if they were created with the corresponding D3D11_BIND_FLAG flags. The runtime **may** set additional bind flags but **must** not restrict usage.

XrSwapchainUsageFlagBits	Corresponding D3D11 bind flag bits
XR_SWAPCHAIN_USAGE_COLOR_ATTACHMENT_BIT	D3D11_BIND_RENDER_TARGET
XR_SWAPCHAIN_USAGE_DEPTH_STENCIL_ATTACHMENT_BIT	D3D11_BIND_DEPTH_STENCIL
XR_SWAPCHAIN_USAGE_UNORDERED_ACCESS_BIT	D3D11_BIND_UNORDERED_ACCESS

XrSwapchainUsageFlagBits	Corresponding D3D11 bind flag bits
<code>XR_SWAPCHAIN_USAGE_TRANSFER_SRC_BIT</code>	<i>ignored</i>
<code>XR_SWAPCHAIN_USAGE_TRANSFER_DST_BIT</code>	<i>ignored</i>
<code>XR_SWAPCHAIN_USAGE_SAMPLED_BIT</code>	<code>D3D11_BIND_SHADER_RESOURCE</code>
<code>XR_SWAPCHAIN_USAGE_MUTABLE_FORMAT_BIT</code>	<i>ignored</i>
<code>XR_SWAPCHAIN_USAGE_INPUT_ATTACHMENT_BIT_KHR</code> (Added by <code>XR_KHR_swapchain_usage_input_attachment_bit</code> and only available when that extension is enabled)	<i>ignored</i>

All D3D11 swapchain textures are created with `D3D11_USAGE_DEFAULT` usage.

New Object Types

New Flag Types

New Enum Constants

`XrStructureType` enumeration is extended with:

- `XR_TYPE_GRAPHICS_REQUIREMENTS_D3D11_KHR`
- `XR_TYPE_GRAPHICS_BINDING_D3D11_KHR`
- `XR_TYPE_SWAPCHAIN_IMAGE_D3D11_KHR`

New Enums

New Structures

The following structures are provided to supply supporting runtimes the necessary information required to work with the D3D11 API executing on certain operating systems.

The `XrGraphicsBindingD3D11KHR` structure is defined as:

```
// Provided by XR_KHR_D3D11_enable
typedef struct XrGraphicsBindingD3D11KHR {
    XrStructureType    type;
    const void*        next;
    ID3D11Device*      device;
} XrGraphicsBindingD3D11KHR;
```

Member Descriptions

- `type` is the [XrStructureType](#) of this structure.
- `next` is `NULL` or a pointer to the next structure in a structure chain. No such structures are defined in core OpenXR or this extension.
- `device` is a pointer to a valid [ID3D11Device](#) to use.

When creating a D3D11-backed [XrSession](#), the application will provide a pointer to an [XrGraphicsBindingD3D11KHR](#) in the [XrSessionCreateInfo::next](#) field of structure passed to [xrCreateSession](#). The D3D11 device specified in [XrGraphicsBindingD3D11KHR::device](#) **must** be created in accordance with the requirements retrieved through [xrGetD3D11GraphicsRequirementsKHR](#), otherwise [xrCreateSession](#) **must** return `XR_ERROR_GRAPHICS_DEVICE_INVALID`.

Valid Usage (Implicit)

- The `XR_KHR_D3D11_enable` extension **must** be enabled prior to using [XrGraphicsBindingD3D11KHR](#)
- `type` **must** be `XR_TYPE_GRAPHICS_BINDING_D3D11_KHR`
- `next` **must** be `NULL` or a valid pointer to the [next structure in a structure chain](#)
- `device` **must** be a pointer to an [ID3D11Device](#) value

The [XrSwapchainImageD3D11KHR](#) structure is defined as:

```
// Provided by XR_KHR_D3D11_enable
typedef struct XrSwapchainImageD3D11KHR {
    XrStructureType    type;
    void*              next;
    ID3D11Texture2D*   texture;
} XrSwapchainImageD3D11KHR;
```

Member Descriptions

- `type` is the [XrStructureType](#) of this structure.
- `next` is `NULL` or a pointer to the next structure in a structure chain. No such structures are defined in core OpenXR or this extension.
- `texture` is a pointer to a valid [ID3D11Texture2D](#) to use.

If a given session was created with [XrGraphicsBindingD3D11KHR](#), the following conditions **must** apply.

- Calls to [xrEnumerateSwapchainImages](#) on an [XrSwapchain](#) in that session **must** return an array of [XrSwapchainImageD3D11KHR](#) structures.
- Whenever an OpenXR function accepts an [XrSwapchainImageBaseHeader](#) pointer as a parameter in that session, the runtime **must** also accept a pointer to an [XrSwapchainImageD3D11KHR](#).

The OpenXR runtime **must** interpret the top-left corner of the swapchain image as the coordinate origin unless specified otherwise by extension functionality.

The OpenXR runtime **must** interpret the swapchain images in a clip space of positive Y pointing up, near Z plane at 0, and far Z plane at 1.

Valid Usage (Implicit)

- The [XR_KHR_D3D11_enable](#) extension **must** be enabled prior to using [XrSwapchainImageD3D11KHR](#)
- **type** **must** be [XR_TYPE_SWAPCHAIN_IMAGE_D3D11_KHR](#)
- **next** **must** be [NULL](#) or a valid pointer to the [next structure in a structure chain](#)

The [XrGraphicsRequirementsD3D11KHR](#) structure is defined as:

```
// Provided by XR_KHR_D3D11_enable
typedef struct XrGraphicsRequirementsD3D11KHR {
    XrStructureType    type;
    void*              next;
    LUID               adapterLuid;
    D3D_FEATURE_LEVEL minFeatureLevel;
} XrGraphicsRequirementsD3D11KHR;
```

Member Descriptions

- **type** is the [XrStructureType](#) of this structure.
- **next** is [NULL](#) or a pointer to the next structure in a structure chain. No such structures are defined in core OpenXR or this extension.
- **adapterLuid** identifies what graphics device needs to be used.
- **minFeatureLevel** is the minimum feature level that the D3D11 device must be initialized with.

[XrGraphicsRequirementsD3D11KHR](#) is populated by [xrGetD3D11GraphicsRequirementsKHR](#).

Valid Usage (Implicit)

- The `XR_KHR_D3D11_enable` extension **must** be enabled prior to using `XrGraphicsRequirementsD3D11KHR`
- `type` **must** be `XR_TYPE_GRAPHICS_REQUIREMENTS_D3D11_KHR`
- `next` **must** be `NULL` or a valid pointer to the [next structure in a structure chain](#)
- `adapterLuid` **must** be a valid `LUID` value
- `minFeatureLevel` **must** be a valid `D3D_FEATURE_LEVEL` value

New Functions

Some computer systems may have multiple graphics devices, each of which may have independent external display outputs. XR systems that connect to such graphics devices are typically connected to a single device. Applications need to know what graphics device the XR system is connected to so that they can use that graphics device to generate XR images.

To retrieve the D3D11 feature level and graphics device for an instance and system, call:

```
// Provided by XR_KHR_D3D11_enable
XrResult xrGetD3D11GraphicsRequirementsKHR(
    XrInstance          instance,
    XrSystemId         systemId,
    XrGraphicsRequirementsD3D11KHR* graphicsRequirements);
```

Parameter Descriptions

- `instance` is an `XrInstance` handle previously created with `xrCreateInstance`.
- `systemId` is an `XrSystemId` handle for the system which will be used to create a session.
- `graphicsRequirements` is the `XrGraphicsRequirementsD3D11KHR` output structure.

The `xrGetD3D11GraphicsRequirementsKHR` function identifies to the application what graphics device (Windows LUID) needs to be used and the minimum feature level to use. The runtime **must** return `XR_ERROR_GRAPHICS_REQUIREMENTS_CALL_MISSING` (`XR_ERROR_VALIDATION_FAILURE` **may** be returned due to legacy behavior) on calls to `xrCreateSession` if `xrGetD3D11GraphicsRequirementsKHR` has not been called for the same `instance` and `systemId`. The LUID and feature level that `xrGetD3D11GraphicsRequirementsKHR` returns **must** be used to create the `ID3D11Device` that the application passes to `xrCreateSession` in the `XrGraphicsBindingD3D11KHR`.

Valid Usage (Implicit)

- The `XR_KHR_D3D11_enable` extension **must** be enabled prior to calling `xrGetD3D11GraphicsRequirementsKHR`
- `instance` **must** be a valid `XrInstance` handle
- `graphicsRequirements` **must** be a pointer to an `XrGraphicsRequirementsD3D11KHR` structure

Return Codes

Success

- `XR_SUCCESS`

Failure

- `XR_ERROR_FUNCTION_UNSUPPORTED`
- `XR_ERROR_VALIDATION_FAILURE`
- `XR_ERROR_RUNTIME_FAILURE`
- `XR_ERROR_HANDLE_INVALID`
- `XR_ERROR_INSTANCE_LOST`
- `XR_ERROR_SYSTEM_INVALID`

Issues

Version History

- Revision 1, 2018-05-07 (Mark Young)
 - Initial draft
- Revision 2, 2018-06-21 (Bryce Hutchings)
 - Split `XR_KHR_D3D_enable` into `XR_KHR_D3D11_enable`
 - Rename and expand `xrGetD3DGraphicsDeviceKHR` functionality to `xrGetD3D11GraphicsRequirementsKHR`
- Revision 3, 2018-11-15 (Paul Pedriana)
 - Specified the swapchain texture coordinate origin.
- Revision 4, 2018-11-16 (Minmin Gong)
 - Specified Y direction and Z range in clip space
- Revision 5, 2020-08-06 (Bryce Hutchings)
 - Added new `XR_ERROR_GRAPHICS_REQUIREMENTS_CALL_MISSING` error code

- Revision 8, 2021-09-09 (Bryce Hutchings)
 - Document mapping for [XrSwapchainUsageFlags](#)
- Revision 9, 2021-12-28 (Matthieu Bucchianeri)
 - Added missing [XR_ERROR_GRAPHICS_DEVICE_INVALID](#) error condition

12.13. XR_KHR_D3D12_enable

Name String

[XR_KHR_D3D12_enable](#)

Extension Type

Instance extension

Registered Extension Number

29

Revision

9

Extension and Version Dependencies

[OpenXR 1.0](#)

Last Modified Date

2020-03-18

IP Status

No known IP claims.

Contributors

Bryce Hutchings, Microsoft

Paul Pedriana, Oculus

Mark Young, LunarG

Minmin Gong, Microsoft

Dan Ginsburg, Valve

Matthieu Bucchianeri, Microsoft

Overview

This extension enables the use of the D3D12 graphics API in an OpenXR runtime. Without this extension, the OpenXR runtime may not be able to use any D3D12 swapchain images.

This extension provides the mechanisms necessary for an application to generate a valid [XrGraphicsBindingD3D12KHR](#) structure in order to create a D3D12-based [XrSession](#). Note that during this process the application is responsible for creating all the required D3D12 objects, including a

graphics device and queue to be used for rendering.

This extension also provides mechanisms for the application to interact with images acquired by calling [xrEnumerateSwapchainImages](#).

In order to expose the structures, types, and functions of this extension, you **must** define `XR_USE_GRAPHICS_API_D3D12` before including the OpenXR platform header `openxr_platform.h`, in all portions of your library or application that include it.

Swapchain Image Resource State

When an application acquires a swapchain image by calling [xrAcquireSwapchainImage](#) in a session create using [XrGraphicsBindingD3D12KHR](#), the OpenXR runtime **must** guarantee that:

- The color rendering target image has a resource state match with `D3D12_RESOURCE_STATE_RENDER_TARGET`
- The depth rendering target image has a resource state match with `D3D12_RESOURCE_STATE_DEPTH_WRITE`
- The `ID3D12CommandQueue` specified in [XrGraphicsBindingD3D12KHR](#) can write to the image.

When an application releases a swapchain image by calling [xrReleaseSwapchainImage](#), in a session create using [XrGraphicsBindingD3D12KHR](#), the OpenXR runtime **must** interpret the image as:

- Having a resource state match with `D3D12_RESOURCE_STATE_RENDER_TARGET` if the image is a color rendering target
- Having a resource state match with `D3D12_RESOURCE_STATE_DEPTH_WRITE` if the image is a depth rendering target
- Being available for read/write on the `ID3D12CommandQueue` specified in [XrGraphicsBindingD3D12KHR](#).

The application is responsible for transitioning the swapchain image back to the resource state and queue availability that the OpenXR runtime requires. If the image is not in a resource state match with the above specifications the runtime **may** exhibit undefined behavior.

All [XrSwapchainUsageFlags](#) values passed in a session created using [XrGraphicsBindingD3D12KHR](#) **must** be interpreted as follows by the runtime, so that the returned swapchain images used by the application may be used as if they were created with the corresponding `D3D12_BIND_FLAG` flags and heap type. The runtime **may** set additional resource flags but **must** not restrict usage.

XrSwapchainUsageFlagBits	Corresponding D3D12 resource flag bits
<code>XR_SWAPCHAIN_USAGE_COLOR_ATTACHMENT_BIT</code>	<code>D3D12_RESOURCE_FLAG_ALLOW_RENDER_TARGET</code>
<code>XR_SWAPCHAIN_USAGE_DEPTH_STENCIL_ATTACHMENT_BIT</code>	<code>D3D12_RESOURCE_FLAG_ALLOW_DEPTH_STENCIL</code>
<code>XR_SWAPCHAIN_USAGE_UNORDERED_ACCESS_BIT</code>	<code>D3D12_RESOURCE_FLAG_ALLOW_UNORDERED_ACCESS</code>
<code>XR_SWAPCHAIN_USAGE_TRANSFER_SRC_BIT</code>	<i>ignored</i>
<code>XR_SWAPCHAIN_USAGE_TRANSFER_DST_BIT</code>	<i>ignored</i>

XrSwapchainUsageFlagBits	Corresponding D3D12 resource flag bits
<code>XR_SWAPCHAIN_USAGE_SAMPLED_BIT</code> omitted	<code>D3D12_RESOURCE_FLAG_DENY_SHADER_RESOURCE</code>
<code>XR_SWAPCHAIN_USAGE_MUTABLE_FORMAT_BIT</code>	<i>ignored</i>
<code>XR_SWAPCHAIN_USAGE_INPUT_ATTACHMENT_BIT_KHR</code> (Added by XR_KHR_swapchain_usage_input_attachment_bit and only available when that extension is enabled)	<i>ignored</i>

All D3D12 swapchain textures are created with `D3D12_HEAP_TYPE_DEFAULT` usage.

New Object Types

New Flag Types

New Enum Constants

[XrStructureType](#) enumeration is extended with:

- `XR_TYPE_GRAPHICS_REQUIREMENTS_D3D12_KHR`
- `XR_TYPE_GRAPHICS_BINDING_D3D12_KHR`
- `XR_TYPE_SWAPCHAIN_IMAGE_D3D12_KHR`

New Enums

New Structures

The following structures are provided to supply supporting runtimes the necessary information required to work with the D3D12 API executing on certain operating systems.

The [XrGraphicsBindingD3D12KHR](#) structure is defined as:

```
// Provided by XR_KHR_D3D12_enable
typedef struct XrGraphicsBindingD3D12KHR {
    XrStructureType    type;
    const void*        next;
    ID3D12Device*      device;
    ID3D12CommandQueue* queue;
} XrGraphicsBindingD3D12KHR;
```

Member Descriptions

- `type` is the `XrStructureType` of this structure.
- `next` is `NULL` or a pointer to the next structure in a structure chain. No such structures are defined in core OpenXR or this extension.
- `device` is a pointer to a valid `ID3D12Device` to use.
- `queue` is a pointer to a valid `ID3D12CommandQueue` to use.

When creating a D3D12-backed `XrSession`, the application will provide a pointer to an `XrGraphicsBindingD3D12KHR` in the `XrSessionCreateInfo::next` field of structure passed to `xrCreateSession`. The D3D12 device specified in `XrGraphicsBindingD3D12KHR::device` **must** be created in accordance with the requirements retrieved through `xrGetD3D12GraphicsRequirementsKHR`, otherwise `xrCreateSession` **must** return `XR_ERROR_GRAPHICS_DEVICE_INVALID`.

Valid Usage (Implicit)

- The `XR_KHR_D3D12_enable` extension **must** be enabled prior to using `XrGraphicsBindingD3D12KHR`
- `type` **must** be `XR_TYPE_GRAPHICS_BINDING_D3D12_KHR`
- `next` **must** be `NULL` or a valid pointer to the [next structure in a structure chain](#)
- `device` **must** be a pointer to an `ID3D12Device` value
- `queue` **must** be a pointer to an `ID3D12CommandQueue` value

The `XrSwapchainImageD3D12KHR` structure is defined as:

```
// Provided by XR_KHR_D3D12_enable
typedef struct XrSwapchainImageD3D12KHR {
    XrStructureType    type;
    void*              next;
    ID3D12Resource*    texture;
} XrSwapchainImageD3D12KHR;
```

Member Descriptions

- `type` is the [XrStructureType](#) of this structure.
- `next` is `NULL` or a pointer to the next structure in a structure chain. No such structures are defined in core OpenXR or this extension.
- `texture` is a pointer to a valid [ID3D12Texture2D](#) to use.

If a given session was created with [XrGraphicsBindingD3D12KHR](#), the following conditions **must** apply.

- Calls to [xrEnumerateSwapchainImages](#) on an [XrSwapchain](#) in that session **must** return an array of [XrSwapchainImageD3D12KHR](#) structures.
- Whenever an OpenXR function accepts an [XrSwapchainImageBaseHeader](#) pointer as a parameter in that session, the runtime **must** also accept a pointer to an [XrSwapchainImageD3D12KHR](#).

The OpenXR runtime **must** interpret the top-left corner of the swapchain image as the coordinate origin unless specified otherwise by extension functionality.

The OpenXR runtime **must** interpret the swapchain images in a clip space of positive Y pointing up, near Z plane at 0, and far Z plane at 1.

Valid Usage (Implicit)

- The [XR_KHR_D3D12_enable](#) extension **must** be enabled prior to using [XrSwapchainImageD3D12KHR](#)
- `type` **must** be `XR_TYPE_SWAPCHAIN_IMAGE_D3D12_KHR`
- `next` **must** be `NULL` or a valid pointer to the [next structure in a structure chain](#)

The [XrGraphicsRequirementsD3D12KHR](#) structure is defined as:

```
// Provided by XR_KHR_D3D12_enable
typedef struct XrGraphicsRequirementsD3D12KHR {
    XrStructureType    type;
    void*              next;
    LUID                adapterLuid;
    D3D_FEATURE_LEVEL  minFeatureLevel;
} XrGraphicsRequirementsD3D12KHR;
```

Member Descriptions

- `type` is the [XrStructureType](#) of this structure.
- `next` is `NULL` or a pointer to the next structure in a structure chain. No such structures are defined in core OpenXR or this extension.
- `adapterLuid` identifies what graphics device needs to be used.
- `minFeatureLevel` is the minimum feature level that the D3D12 device must be initialized with.

[XrGraphicsRequirementsD3D12KHR](#) is populated by [xrGetD3D12GraphicsRequirementsKHR](#).

Valid Usage (Implicit)

- The [XR_KHR_D3D12_enable](#) extension **must** be enabled prior to using [XrGraphicsRequirementsD3D12KHR](#)
- `type` **must** be `XR_TYPE_GRAPHICS_REQUIREMENTS_D3D12_KHR`
- `next` **must** be `NULL` or a valid pointer to the [next structure in a structure chain](#)
- `adapterLuid` **must** be a valid `LUID` value
- `minFeatureLevel` **must** be a valid `D3D_FEATURE_LEVEL` value

New Functions

Some computer systems may have multiple graphics devices, each of which may have independent external display outputs. XR systems that connect to such graphics devices are typically connected to a single device. Applications need to know what graphics device the XR system is connected to so that they can use that graphics device to generate XR images.

To retrieve the D3D12 feature level and graphics device for an instance and system, call:

```
// Provided by XR_KHR_D3D12_enable
XrResult xrGetD3D12GraphicsRequirementsKHR(
    XrInstance          instance,
    XrSystemId         systemId,
    XrGraphicsRequirementsD3D12KHR* graphicsRequirements);
```


Parameter Descriptions

- `instance` is an [XrInstance](#) handle previously created with [xrCreateInstance](#).
- `systemId` is an [XrSystemId](#) handle for the system which will be used to create a session.
- `graphicsRequirements` is the [XrGraphicsRequirementsD3D12KHR](#) output structure.

The [xrGetD3D12GraphicsRequirementsKHR](#) function identifies to the application what graphics device (Windows LUID) needs to be used and the minimum feature level to use. The runtime **must** return `XR_ERROR_GRAPHICS_REQUIREMENTS_CALL_MISSING` (`XR_ERROR_VALIDATION_FAILURE` **may** be returned due to legacy behavior) on calls to [xrCreateSession](#) if [xrGetD3D12GraphicsRequirementsKHR](#) has not been called for the same `instance` and `systemId`. The LUID and feature level that [xrGetD3D12GraphicsRequirementsKHR](#) returns **must** be used to create the `ID3D12Device` that the application passes to [xrCreateSession](#) in the [XrGraphicsBindingD3D12KHR](#).

Valid Usage (Implicit)

- The `XR_KHR_D3D12_enable` extension **must** be enabled prior to calling [xrGetD3D12GraphicsRequirementsKHR](#)
- `instance` **must** be a valid [XrInstance](#) handle
- `graphicsRequirements` **must** be a pointer to an [XrGraphicsRequirementsD3D12KHR](#) structure

Return Codes

Success

- `XR_SUCCESS`

Failure

- `XR_ERROR_FUNCTION_UNSUPPORTED`
- `XR_ERROR_VALIDATION_FAILURE`
- `XR_ERROR_RUNTIME_FAILURE`
- `XR_ERROR_HANDLE_INVALID`
- `XR_ERROR_INSTANCE_LOST`
- `XR_ERROR_SYSTEM_INVALID`

Issues

Version History

- Revision 1, 2018-05-07 (Mark Young)
 - Initial draft
- Revision 2, 2018-06-21 (Bryce Hutchings)
 - Split `XR_KHR_D3D_enable` into `XR_KHR_D3D12_enable`
 - Rename and expand `xrGetD3DGraphicsDeviceKHR` functionality to `xrGetD3D12GraphicsRequirementsKHR`
- Revision 3, 2018-11-15 (Paul Pedriana)
 - Specified the swapchain texture coordinate origin.
- Revision 4, 2018-11-16 (Minmin Gong)
 - Specified Y direction and Z range in clip space
- Revision 5, 2019-01-29 (Dan Ginsburg)
 - Added swapchain image resource state details.
- Revision 6, 2020-03-18 (Minmin Gong)
 - Specified depth swapchain image resource state.
- Revision 7, 2020-08-06 (Bryce Hutchings)
 - Added new `XR_ERROR_GRAPHICS_REQUIREMENTS_CALL_MISSING` error code
- Revision 8, 2021-09-09 (Bryce Hutchings)
 - Document mapping for `XrSwapchainUsageFlags`
- Revision 9, 2021-12-28 (Matthieu Bucchianeri)
 - Added missing `XR_ERROR_GRAPHICS_DEVICE_INVALID` error condition

12.14. XR_KHR_loader_init

Name String

`XR_KHR_loader_init`

Extension Type

Instance extension

Registered Extension Number

89

Revision

2

Extension and Version Dependencies

[OpenXR 1.0](#)

Last Modified Date

2023-05-08

IP Status

No known IP claims.

Contributors

Cass Everitt, Facebook

Robert Blenkinsopp, Ultraleap

Overview

On some platforms, before loading can occur the loader must be initialized with platform-specific parameters.

Unlike other extensions, the presence of this extension is signaled by a successful call to [xrGetInstanceProcAddr](#) to retrieve the function pointer for [xrInitializeLoaderKHR](#) using [XR_NULL_HANDLE](#) as the `instance` parameter.

If this extension is supported, its use **may** be required on some platforms and the use of the [xrInitializeLoaderKHR](#) function **must** precede other OpenXR calls except [xrGetInstanceProcAddr](#).

This function exists as part of the loader library that the application is using and the loader **must** pass calls to [xrInitializeLoaderKHR](#) to the active runtime, and all enabled API layers that expose a [xrInitializeLoaderKHR](#) function exposed either through their manifest, or through their implementation of [xrGetInstanceProcAddr](#).

If the [xrInitializeLoaderKHR](#) function is discovered through the manifest, [xrInitializeLoaderKHR](#) will be called before [xrNegotiateLoaderRuntimeInterface](#) or [xrNegotiateLoaderApiLayerInterface](#) has been called on the runtime or layer respectively.

New Object Types

New Flag Types

New Enum Constants

New Enums

New Structures

The [XrLoaderInitInfoBaseHeaderKHR](#) structure is defined as:

```
// Provided by XR_KHR_loader_init
typedef struct XrLoaderInitInfoBaseHeaderKHR {
    XrStructureType    type;
    const void*        next;
} XrLoaderInitInfoBaseHeaderKHR;
```

Member Descriptions

- `type` is the [XrStructureType](#) of this structure. This base structure itself has no associated [XrStructureType](#) value.
- `next` is `NULL` or a pointer to the next structure in a structure chain. No such structures are defined in core OpenXR or this extension.

Valid Usage (Implicit)

- The `XR_KHR_loader_init` extension **must** be enabled prior to using [XrLoaderInitInfoBaseHeaderKHR](#)
- `type` **must** be `XR_TYPE_LOADER_INIT_INFO_ANDROID_KHR`
- `next` **must** be `NULL` or a valid pointer to the [next structure in a structure chain](#)

New Functions

To initialize an OpenXR loader with platform or implementation-specific parameters, call:

```
// Provided by XR_KHR_loader_init
XrResult xrInitializeLoaderKHR(
    const XrLoaderInitInfoBaseHeaderKHR* loaderInitInfo);
```

Parameter Descriptions

- `loaderInitInfo` is a pointer to an [XrLoaderInitInfoBaseHeaderKHR](#) structure, which is a polymorphic type defined by other platform- or implementation-specific extensions.

Issues

Version History

- Revision 2, 2023-05-08 (Robert Blenkinsopp)
 - Explicitly state that the call to [xrInitializeLoaderKHR](#) should be passed to the runtime and enabled API layers.
- Revision 1, 2020-05-07 (Cass Everitt)
 - Initial draft

12.15. XR_KHR_loader_init_android

Name String

[XR_KHR_loader_init_android](#)

Extension Type

Instance extension

Registered Extension Number

90

Revision

1

Extension and Version Dependencies

[OpenXR 1.0](#)

and

[XR_KHR_loader_init](#)

Last Modified Date

2020-05-07

IP Status

No known IP claims.

Contributors

Cass Everitt, Facebook

Overview

On Android, some loader implementations need the application to provide additional information on initialization. This extension defines the parameters needed by such implementations. If this is available on a given implementation, an application **must** make use of it.

On implementations where use of this is required, the following condition **must** apply:

- Whenever an OpenXR function accepts an [XrLoaderInitInfoBaseHeaderKHR](#) pointer, the runtime (and loader) **must** also accept a pointer to an [XrLoaderInitInfoAndroidKHR](#).

New Object Types

New Flag Types

New Enum Constants

[XrStructureType](#) enumeration is extended with:

- `XR_TYPE_LOADER_INIT_INFO_ANDROID_KHR`

New Enums

New Structures

The [XrLoaderInitInfoAndroidKHR](#) structure is defined as:

```
// Provided by XR_KHR_loader_init_android
typedef struct XrLoaderInitInfoAndroidKHR {
    XrStructureType    type;
    const void*        next;
    void*              applicationVM;
    void*              applicationContext;
} XrLoaderInitInfoAndroidKHR;
```

Member Descriptions

- `type` is the [XrStructureType](#) of this structure.
- `next` is `NULL` or a pointer to the next structure in a structure chain. No such structures are defined in core OpenXR or this extension.
- `applicationVM` is a pointer to the JNI's opaque `JavaVM` structure, cast to a void pointer.
- `applicationContext` is a JNI reference to an `android.content.Context` associated with the application, cast to a void pointer.

Valid Usage (Implicit)

- The `XR_KHR_loader_init_android` extension **must** be enabled prior to using `XrLoaderInitInfoAndroidKHR`
- `type` **must** be `XR_TYPE_LOADER_INIT_INFO_ANDROID_KHR`
- `next` **must** be `NULL` or a valid pointer to the [next structure in a structure chain](#)
- `applicationVM` **must** be a pointer value
- `applicationContext` **must** be a pointer value

New Functions

Issues

Version History

- Revision 1, 2020-05-07 (Cass Everitt)
 - Initial draft

12.16. XR_KHR_opengl_enable

Name String

`XR_KHR_opengl_enable`

Extension Type

Instance extension

Registered Extension Number

24

Revision

10

Extension and Version Dependencies

[OpenXR 1.0](#)

Last Modified Date

2019-07-02

IP Status

No known IP claims.

Contributors

Mark Young, LunarG
Bryce Hutchings, Microsoft
Paul Pedriana, Oculus
Minmin Gong, Microsoft
Robert Menzel, NVIDIA
Jakob Bornecrantz, Collabora
Paulo Gomes, Samsung Electronics

Overview

This extension enables the use of the OpenGL graphics API in an OpenXR runtime. Without this extension, the OpenXR runtime **may** not be able to provide any OpenGL swapchain images.

This extension provides the mechanisms necessary for an application to generate a valid `XrGraphicsBindingOpenGL*KHR` structure in order to create an OpenGL-based `XrSession`. Note that during this process the application is responsible for creating an OpenGL context to be used for rendering. The runtime however will provide the OpenGL textures to render into in the form of a swapchain.

This extension provides mechanisms for the application to interact with images acquired by calling `xrEnumerateSwapchainImages`.

In order to expose the structures, types, and functions of this extension, the application **must** define `XR_USE_GRAPHICS_API_OPENGL`, as well as an appropriate `window system define` supported by this extension, before including the OpenXR platform header `openxr_platform.h`, in all portions of the library or application that include it. The window system defines currently supported by this extension are:

- `XR_USE_PLATFORM_WIN32`
- `XR_USE_PLATFORM_XLIB`
- `XR_USE_PLATFORM_XCB`
- `XR_USE_PLATFORM_WAYLAND`

Note that a runtime implementation of this extension is only required to support the structs introduced by this extension which belong to the platform it is running on.

Note that the OpenGL context given to the call `xrCreateSession` **must** not be bound in another thread when calling the functions: `xrCreateSession`, `xrDestroySession`, `xrBeginFrame`, `xrEndFrame`, `xrCreateSwapchain`, `xrDestroySwapchain`, `xrEnumerateSwapchainImages`, `xrAcquireSwapchainImage`, `xrWaitSwapchainImage` and `xrReleaseSwapchainImage`. It **may** be bound in the thread calling those functions. The runtime **must** not access the context from any other function. In particular the application must be able to call `xrWaitFrame` from a different thread than the rendering thread.

Swapchain Flag Bits

All [XrSwapchainUsageFlags](#) valid values passed in a session created using [XrGraphicsBindingOpenGLWin32KHR](#), [XrGraphicsBindingOpenGLXlibKHR](#), [XrGraphicsBindingOpenGLXcbKHR](#) or [XrGraphicsBindingOpenGLWaylandKHR](#) **should** be ignored as there is no mapping to OpenGL texture settings.



Note

In such a session, a runtime **may** use a supporting graphics API, such as Vulkan, to allocate images that are intended to alias with OpenGL textures, and be part of an [XrSwapchain](#). A runtime which allocates the texture with a different graphics API **may** need to enable several usage flags on the underlying native texture resource to ensure compatibility with OpenGL.

New Object Types

New Flag Types

New Enum Constants

[XrStructureType](#) enumeration is extended with:

- `XR_TYPE_GRAPHICS_REQUIREMENTS_OPENGL_KHR`
- `XR_TYPE_GRAPHICS_BINDING_OPENGL_WIN32_KHR`
- `XR_TYPE_GRAPHICS_BINDING_OPENGL_XLIB_KHR`
- `XR_TYPE_GRAPHICS_BINDING_OPENGL_XCB_KHR`
- `XR_TYPE_GRAPHICS_BINDING_OPENGL_WAYLAND_KHR`
- `XR_TYPE_SWAPCHAIN_IMAGE_OPENGL_KHR`

New Enums

New Structures

The following structures are provided to supply supporting runtimes the necessary information required to work with the OpenGL API executing on certain operating systems.

These structures are only available when the corresponding `XR_USE_PLATFORM_` macro is defined before including `openxr_platform.h`.

The [XrGraphicsBindingOpenGLWin32KHR](#) structure is defined as:

```
// Provided by XR_KHR_opengl_enable
typedef struct XrGraphicsBindingOpenGLWin32KHR {
    XrStructureType    type;
    const void*        next;
    HDC                 hDC;
    HGLRC              hGLRC;
} XrGraphicsBindingOpenGLWin32KHR;
```

Member Descriptions

- `type` is the [XrStructureType](#) of this structure.
- `next` is `NULL` or a pointer to the next structure in a structure chain. No such structures are defined in core OpenXR or this extension.
- `hDC` is a valid Windows HW device context handle.
- `hGLRC` is a valid Windows OpenGL rendering context handle.

When creating an OpenGL-backed [XrSession](#) on Microsoft Windows, the application will provide a pointer to an [XrGraphicsBindingOpenGLWin32KHR](#) in the `next` chain of the [XrSessionCreateInfo](#). As no standardized way exists for OpenGL to create the graphics context on a specific GPU, the runtime **must** assume that the application uses the operating systems default GPU. If the GPU used by the runtime does not match the GPU on which the OpenGL context of the application got created, [xrCreateSession](#) **must** return `XR_ERROR_GRAPHICS_DEVICE_INVALID`.

The required window system configuration define to expose this structure type is [XR_USE_PLATFORM_WIN32](#).

Valid Usage (Implicit)

- The [XR_KHR_opengl_enable](#) extension **must** be enabled prior to using [XrGraphicsBindingOpenGLWin32KHR](#)
- `type` **must** be `XR_TYPE_GRAPHICS_BINDING_OPENGL_WIN32_KHR`
- `next` **must** be `NULL` or a valid pointer to the [next structure in a structure chain](#)
- `hDC` **must** be a valid `HDC` value
- `hGLRC` **must** be a valid `HGLRC` value

The [XrGraphicsBindingOpenGLXlibKHR](#) structure is defined as:

```
// Provided by XR_KHR_opengl_enable
typedef struct XrGraphicsBindingOpenGlibKHR {
    XrStructureType    type;
    const void*        next;
    Display*           xDisplay;
    uint32_t           visualid;
    GLXFBConfig        glxFBConfig;
    GLXDrawable        glxDrawable;
    GLXContext         glxContext;
} XrGraphicsBindingOpenGlibKHR;
```

Member Descriptions

- `type` is the [XrStructureType](#) of this structure.
- `next` is `NULL` or a pointer to the next structure in a structure chain. No such structures are defined in core OpenXR or this extension.
- `xDisplay` is a valid X11 [Display](#).
- `visualid` is a valid X11 visual identifier.
- `glxFBConfig` is a valid X11 OpenGL GLX [GLXFBConfig](#).
- `glxDrawable` is a valid X11 OpenGL GLX [GLXDrawable](#).
- `glxContext` is a valid X11 OpenGL GLX [GLXContext](#).

When creating an OpenGL-backed [XrSession](#) on any Linux/Unix platform that utilizes X11 and GLX, via the Xlib library, the application will provide a pointer to an [XrGraphicsBindingOpenGlibKHR](#) in the `next` chain of the [XrSessionCreateInfo](#).

The required window system configuration define to expose this structure type is [XR_USE_PLATFORM_XLIB](#).

Valid Usage (Implicit)

- The `XR_KHR_opengl_enable` extension **must** be enabled prior to using `XrGraphicsBindingOpenGLESlibKHR`
- `type` **must** be `XR_TYPE_GRAPHICS_BINDING_OPENGL_XLIB_KHR`
- `next` **must** be `NULL` or a valid pointer to the [next structure in a structure chain](#)
- `xDisplay` **must** be a pointer to a `Display` value
- `glxFBConfig` **must** be a valid `GLxFBConfig` value
- `glxDrawable` **must** be a valid `GLXDrawable` value
- `glxContext` **must** be a valid `GLXContext` value

The `XrGraphicsBindingOpenGLESlibKHR` structure is defined as:

```
// Provided by XR_KHR_opengl_enable
typedef struct XrGraphicsBindingOpenGLESlibKHR {
    XrStructureType    type;
    const void*        next;
    xcb_connection_t*  connection;
    uint32_t           screenNumber;
    xcb_glx_fbconfig_t fbconfigid;
    xcb_visualid_t     visualid;
    xcb_glx_drawable_t glxDrawable;
    xcb_glx_context_t  glxContext;
} XrGraphicsBindingOpenGLESlibKHR;
```

Member Descriptions

- `type` is the [XrStructureType](#) of this structure.
- `next` is `NULL` or a pointer to the next structure in a structure chain. No such structures are defined in core OpenXR or this extension.
- `connection` is a valid `xcb_connection_t`.
- `screenNumber` is an index indicating which screen should be used for rendering.
- `fbconfigid` is a valid XCB OpenGL GLX `xcb_glx_fbconfig_t`.
- `visualid` is a valid XCB OpenGL GLX `xcb_visualid_t`.
- `glxDrawable` is a valid XCB OpenGL GLX `xcb_glx_drawable_t`.
- `glxContext` is a valid XCB OpenGL GLX `xcb_glx_context_t`.

When creating an OpenGL-backed [XrSession](#) on any Linux/Unix platform that utilizes X11 and GLX, via the Xlib library, the application will provide a pointer to an [XrGraphicsBindingOpenGLXcbKHR](#) in the `next` chain of the [XrSessionCreateInfo](#).

The required window system configuration define to expose this structure type is [XR_USE_PLATFORM_XCB](#).

Valid Usage (Implicit)

- The [XR_KHR_opengl_enable](#) extension **must** be enabled prior to using [XrGraphicsBindingOpenGLXcbKHR](#)
- `type` **must** be `XR_TYPE_GRAPHICS_BINDING_OPENGL_XCB_KHR`
- `next` **must** be `NULL` or a valid pointer to the [next structure in a structure chain](#)
- `connection` **must** be a pointer to an `xcb_connection_t` value
- `fbconfigid` **must** be a valid `xcb_glx_fbconfig_t` value
- `visualid` **must** be a valid `xcb_visualid_t` value
- `glxDrawable` **must** be a valid `xcb_glx_drawable_t` value
- `glxContext` **must** be a valid `xcb_glx_context_t` value

The [XrGraphicsBindingOpenGLWaylandKHR](#) structure is defined as:

```
// Provided by XR_KHR_opengl_enable
typedef struct XrGraphicsBindingOpenGLWaylandKHR {
    XrStructureType    type;
    const void*        next;
    struct wl_display* display;
} XrGraphicsBindingOpenGLWaylandKHR;
```

Member Descriptions

- `type` is the [XrStructureType](#) of this structure.
- `next` is `NULL` or a pointer to the next structure in a structure chain. No such structures are defined in core OpenXR or this extension.
- `display` is a valid Wayland `wl_display`.

When creating an OpenGL-backed [XrSession](#) on any Linux/Unix platform that utilizes the Wayland protocol with its compositor, the application will provide a pointer to an [XrGraphicsBindingOpenGLWaylandKHR](#) in the `next` chain of the [XrSessionCreateInfo](#).

The required window system configuration define to expose this structure type is [XR_USE_PLATFORM_WAYLAND](#).

Valid Usage (Implicit)

- The [XR_KHR_opengl_enable](#) extension **must** be enabled prior to using [XrGraphicsBindingOpenGLWaylandKHR](#)
- `type` **must** be `XR_TYPE_GRAPHICS_BINDING_OPENGL_WAYLAND_KHR`
- `next` **must** be `NULL` or a valid pointer to the [next structure in a structure chain](#)
- `display` **must** be a pointer to a `wl_display` value

The [XrSwapchainImageOpenGLKHR](#) structure is defined as:

```
// Provided by XR_KHR_opengl_enable
typedef struct XrSwapchainImageOpenGLKHR {
    XrStructureType    type;
    void*              next;
    uint32_t           image;
} XrSwapchainImageOpenGLKHR;
```

Member Descriptions

- `type` is the [XrStructureType](#) of this structure.
- `next` is `NULL` or a pointer to the next structure in a structure chain. No such structures are defined in core OpenXR or this extension.
- `image` is the OpenGL texture handle associated with this swapchain image.

If a given session was created with a [XrGraphicsBindingOpenGL*KHR](#), the following conditions **must** apply.

- Calls to [xrEnumerateSwapchainImages](#) on an [XrSwapchain](#) in that session **must** return an array of [XrSwapchainImageOpenGLKHR](#) structures.
- Whenever an OpenXR function accepts an [XrSwapchainImageBaseHeader](#) pointer as a parameter in that session, the runtime **must** also accept a pointer to an [XrSwapchainImageOpenGLKHR](#).

The OpenXR runtime **must** interpret the bottom-left corner of the swapchain image as the coordinate origin unless specified otherwise by extension functionality.

The OpenXR runtime **must** interpret the swapchain images in a clip space of positive Y pointing up, near Z plane at -1, and far Z plane at 1.

Valid Usage (Implicit)

- The [XR_KHR_opengl_enable](#) extension **must** be enabled prior to using [XrSwapchainImageOpenGLKHR](#)
- `type` **must** be `XR_TYPE_SWAPCHAIN_IMAGE_OPENGL_KHR`
- `next` **must** be `NULL` or a valid pointer to the [next structure in a structure chain](#)

The [XrGraphicsRequirementsOpenGLKHR](#) structure is defined as:

```
// Provided by XR_KHR_opengl_enable
typedef struct XrGraphicsRequirementsOpenGLKHR {
    XrStructureType    type;
    void*              next;
    XrVersion           minApiVersionSupported;
    XrVersion           maxApiVersionSupported;
} XrGraphicsRequirementsOpenGLKHR;
```

Member Descriptions

- `type` is the [XrStructureType](#) of this structure.
- `next` is `NULL` or a pointer to the next structure in a structure chain. No such structures are defined in core OpenXR or this extension.
- `minApiVersionSupported` is the minimum version of OpenGL that the runtime supports. Uses [XR_MAKE_VERSION](#) on major and minor API version, ignoring any patch version component.
- `maxApiVersionSupported` is the maximum version of OpenGL that the runtime has been tested on and is known to support. Newer OpenGL versions might work if they are compatible. Uses [XR_MAKE_VERSION](#) on major and minor API version, ignoring any patch version component.

[XrGraphicsRequirementsOpenGLKHR](#) is populated by [xrGetOpenGLGraphicsRequirementsKHR](#) with the runtime's OpenGL API version requirements.

Valid Usage (Implicit)

- The [XR_KHR_opengl_enable](#) extension **must** be enabled prior to using [XrGraphicsRequirementsOpenGLKHR](#)
- `type` **must** be `XR_TYPE_GRAPHICS_REQUIREMENTS_OPENGL_KHR`
- `next` **must** be `NULL` or a valid pointer to the [next structure in a structure chain](#)

New Functions

To query OpenGL API version requirements for an instance and system, call:

```
// Provided by XR_KHR_opengl_enable
XrResult xrGetOpenGLGraphicsRequirementsKHR(
    XrInstance          instance,
    XrSystemId         systemId,
    XrGraphicsRequirementsOpenGLKHR* graphicsRequirements);
```

Parameter Descriptions

- `instance` is an [XrInstance](#) handle previously created with [xrCreateInstance](#).
- `systemId` is an [XrSystemId](#) handle for the system which will be used to create a session.
- `graphicsRequirements` is the [XrGraphicsRequirementsOpenGLKHR](#) output structure.

The `xrGetOpenGLGraphicsRequirementsKHR` function identifies to the application the minimum OpenGL version requirement and the highest known tested OpenGL version. The runtime **must** return `XR_ERROR_GRAPHICS_REQUIREMENTS_CALL_MISSING` (`XR_ERROR_VALIDATION_FAILURE` **may** be returned due to legacy behavior) on calls to `xrCreateSession` if `xrGetOpenGLGraphicsRequirementsKHR` has not been called for the same `instance` and `systemId`.

Valid Usage (Implicit)

- The `XR_KHR_opengl_enable` extension **must** be enabled prior to calling `xrGetOpenGLGraphicsRequirementsKHR`
- `instance` **must** be a valid `XrInstance` handle
- `graphicsRequirements` **must** be a pointer to an `XrGraphicsRequirementsOpenGLKHR` structure

Return Codes

Success

- `XR_SUCCESS`

Failure

- `XR_ERROR_FUNCTION_UNSUPPORTED`
- `XR_ERROR_VALIDATION_FAILURE`
- `XR_ERROR_RUNTIME_FAILURE`
- `XR_ERROR_HANDLE_INVALID`
- `XR_ERROR_INSTANCE_LOST`
- `XR_ERROR_SYSTEM_INVALID`

Issues

Version History

- Revision 1, 2018-05-07 (Mark Young)
 - Initial draft
- Revision 2, 2018-06-21 (Bryce Hutchings)
 - Add new `xrGetOpenGLGraphicsRequirementsKHR`
- Revision 3, 2018-11-15 (Paul Pedriana)
 - Specified the swapchain texture coordinate origin.
- Revision 4, 2018-11-16 (Minmin Gong)
 - Specified Y direction and Z range in clip space

- Revision 5, 2019-01-25 (Robert Menzel)
 - Description updated
- Revision 6, 2019-07-02 (Robert Menzel)
 - Minor fixes
- Revision 7, 2019-07-08 (Rylie Pavlik)
 - Adjusted member name in XCB struct
- Revision 8, 2019-11-28 (Jakob Bornecrantz)
 - Added note about context not allowed to be current in a different thread.
- Revision 9, 2020-08-06 (Bryce Hutchings)
 - Added new `XR_ERROR_GRAPHICS_REQUIREMENTS_CALL_MISSING` error code
- Revision 10, 2021-08-31 (Paulo F. Gomes)
 - Document handling of `XrSwapchainUsageFlags`

12.17. XR_KHR_opengl_es_enable

Name String

`XR_KHR_opengl_es_enable`

Extension Type

Instance extension

Registered Extension Number

25

Revision

8

Extension and Version Dependencies

[OpenXR 1.0](#)

Last Modified Date

2019-07-12

IP Status

No known IP claims.

Contributors

Mark Young, LunarG
 Bryce Hutchings, Microsoft
 Paul Pedriana, Oculus

Minmin Gong, Microsoft
Robert Menzel, NVIDIA
Martin Renschler, Qualcomm
Paulo Gomes, Samsung Electronics

Overview

This extension must be provided by runtimes supporting applications using OpenGL ES APIs for rendering. OpenGL ES applications need this extension to obtain compatible swapchain images which the runtime is required to supply. The runtime needs the following OpenGL ES objects from the application in order to interact properly with the OpenGL ES driver: EGLDisplay, EGLConfig and EGLContext.

These are passed from the application to the runtime in a [XrGraphicsBindingOpenGLESAndroidKHR](#) structure when creating the [XrSession](#). Although not restricted to Android, the OpenGL ES extension is currently tailored for Android.

Note that the application is responsible for creating the required OpenGL ES objects, including an OpenGL ES context to be used for rendering.

This extension also provides mechanisms for the application to interact with images acquired by calling [xrEnumerateSwapchainImages](#).

In order to expose the structures, types, and functions of this extension, the application source code **must** define [XR_USE_GRAPHICS_API_OPENGL_ES](#), as well as an appropriate [window system define](#), before including the OpenXR platform header [openxr_platform.h](#), in all portions of your library or application that include it. The only window system define currently supported by this extension is:

- [XR_USE_PLATFORM_ANDROID](#)

Swapchain Flag Bits

All [XrSwapchainUsageFlags](#) valid values passed in a session created using [XrGraphicsBindingOpenGLESAndroidKHR](#) **should** be ignored as there is no mapping to OpenGL ES texture settings.



Note

In such a session, a runtime **may** use a supporting graphics API, such as Vulkan, to allocate images that are intended to alias with OpenGL ES textures, and be part of an [XrSwapchain](#). A runtime which allocates the texture with a different graphics API **may** need to enable several usage flags on the underlying native texture resource to ensure compatibility with OpenGL ES.

New Object Types

New Flag Types

New Enum Constants

[XrStructureType](#) enumeration is extended with:

- `XR_TYPE_GRAPHICS_REQUIREMENTS_OPENGL_ES_KHR`
- `XR_TYPE_GRAPHICS_BINDING_OPENGL_ES_ANDROID_KHR`
- `XR_TYPE_SWAPCHAIN_IMAGE_OPENGL_ES_KHR`

New Enums

New Structures

The following structures are provided to supply supporting runtimes the necessary information required to work with the OpenGL ES API executing on certain operating systems.

These structures are only available when the corresponding `XR_USE_PLATFORM_` macro is defined before including `openxr_platform.h`.

The [XrGraphicsBindingOpenGLESAndroidKHR](#) structure is defined as:

```
// Provided by XR_KHR_opengl_es_enable
typedef struct XrGraphicsBindingOpenGLESAndroidKHR {
    XrStructureType    type;
    const void*        next;
    EGLDisplay          display;
    EGLConfig           config;
    EGLContext          context;
} XrGraphicsBindingOpenGLESAndroidKHR;
```

Member Descriptions

- `type` is the [XrStructureType](#) of this structure.
- `next` is `NULL` or a pointer to the next structure in a structure chain. No such structures are defined in core OpenXR or this extension.
- `display` is a valid Android OpenGL ES `EGLDisplay`.
- `config` is a valid Android OpenGL ES `EGLConfig`.
- `context` is a valid Android OpenGL ES `EGLContext`.

When creating an OpenGL ES-backed [XrSession](#) on Android, the application will provide a pointer to an [XrGraphicsBindingOpenGLESAndroidKHR](#) structure in the `next` chain of the [XrSessionCreateInfo](#).

The required window system configuration define to expose this structure type is [XR_USE_PLATFORM_ANDROID](#).

Valid Usage (Implicit)

- The [XR_KHR_opengl_es_enable](#) extension **must** be enabled prior to using [XrGraphicsBindingOpenGLESAndroidKHR](#)
- **type** **must** be [XR_TYPE_GRAPHICS_BINDING_OPENGL_ES_ANDROID_KHR](#)
- **next** **must** be [NULL](#) or a valid pointer to the [next structure in a structure chain](#)
- **display** **must** be a valid [EGLDisplay](#) value
- **config** **must** be a valid [EGLConfig](#) value
- **context** **must** be a valid [EGLContext](#) value

The [XrSwapchainImageOpenGLESKHR](#) structure is defined as:

```
// Provided by XR_KHR_opengl_es_enable
typedef struct XrSwapchainImageOpenGLESKHR {
    XrStructureType    type;
    void*              next;
    uint32_t           image;
} XrSwapchainImageOpenGLESKHR;
```

Member Descriptions

- **type** is the [XrStructureType](#) of this structure.
- **next** is [NULL](#) or a pointer to the next structure in a structure chain. No such structures are defined in core OpenXR or this extension.
- **image** is an index indicating the current OpenGL ES swapchain image to use.

If a given session was created with a [XrGraphicsBindingOpenGLES*KHR](#), the following conditions **must** apply.

- Calls to [xrEnumerateSwapchainImages](#) on an [XrSwapchain](#) in that session **must** return an array of [XrSwapchainImageOpenGLESKHR](#) structures.
- Whenever an OpenXR function accepts an [XrSwapchainImageBaseHeader](#) pointer as a parameter in that session, the runtime **must** also accept a pointer to an [XrSwapchainImageOpenGLESKHR](#) structure.

The OpenXR runtime **must** interpret the bottom-left corner of the swapchain image as the coordinate origin unless specified otherwise by extension functionality.

The OpenXR runtime **must** interpret the swapchain images in a clip space of positive Y pointing up, near Z plane at -1, and far Z plane at 1.

Valid Usage (Implicit)

- The `XR_KHR_opengl_es_enable` extension **must** be enabled prior to using `XrSwapchainImageOpenGLESKHR`
- `type` **must** be `XR_TYPE_SWAPCHAIN_IMAGE_OPENGL_ES_KHR`
- `next` **must** be `NULL` or a valid pointer to the [next structure in a structure chain](#)

The `XrGraphicsRequirementsOpenGLESKHR` structure is defined as:

```
// Provided by XR_KHR_opengl_es_enable
typedef struct XrGraphicsRequirementsOpenGLESKHR {
    XrStructureType    type;
    void*              next;
    XrVersion           minApiVersionSupported;
    XrVersion           maxApiVersionSupported;
} XrGraphicsRequirementsOpenGLESKHR;
```

Member Descriptions

- `type` is the `XrStructureType` of this structure.
- `next` is `NULL` or a pointer to the next structure in a structure chain. No such structures are defined in core OpenXR or this extension.
- `minApiVersionSupported` is the minimum version of OpenGL ES that the runtime supports. Uses `XR_MAKE_VERSION` on major and minor API version, ignoring any patch version component.
- `maxApiVersionSupported` is the maximum version of OpenGL ES that the runtime has been tested on and is known to support. Newer OpenGL ES versions might work if they are compatible. Uses `XR_MAKE_VERSION` on major and minor API version, ignoring any patch version component.

`XrGraphicsRequirementsOpenGLESKHR` is populated by `xrGetOpenGLESGraphicsRequirementsKHR` with the runtime's OpenGL ES API version requirements.

Valid Usage (Implicit)

- The `XR_KHR_opengl_es_enable` extension **must** be enabled prior to using `XrGraphicsRequirementsOpenGLESKHR`
- `type` **must** be `XR_TYPE_GRAPHICS_REQUIREMENTS_OPENGL_ES_KHR`
- `next` **must** be `NULL` or a valid pointer to the `next` structure in a structure chain

New Functions

To query OpenGL ES API version requirements for an instance and system, call:

```
// Provided by XR_KHR_opengl_es_enable
XrResult xrGetOpenGLESGraphicsRequirementsKHR(
    XrInstance          instance,
    XrSystemId         systemId,
    XrGraphicsRequirementsOpenGLESKHR* graphicsRequirements);
```

Parameter Descriptions

- `instance` is an `XrInstance` handle previously created with `xrCreateInstance`.
- `systemId` is an `XrSystemId` handle for the system which will be used to create a session.
- `graphicsRequirements` is the `XrGraphicsRequirementsOpenGLESKHR` output structure.

The `xrGetOpenGLESGraphicsRequirementsKHR` function identifies to the application the minimum OpenGL ES version requirement and the highest known tested OpenGL ES version. The runtime **must** return `XR_ERROR_GRAPHICS_REQUIREMENTS_CALL_MISSING` (`XR_ERROR_VALIDATION_FAILURE` **may** be returned due to legacy behavior) on calls to `xrCreateSession` if `xrGetOpenGLESGraphicsRequirementsKHR` has not been called for the same `instance` and `systemId`.

Valid Usage (Implicit)

- The `XR_KHR_opengl_es_enable` extension **must** be enabled prior to calling `xrGetOpenGLESGraphicsRequirementsKHR`
- `instance` **must** be a valid `XrInstance` handle
- `graphicsRequirements` **must** be a pointer to an `XrGraphicsRequirementsOpenGLESKHR` structure

Return Codes

Success

- `XR_SUCCESS`

Failure

- `XR_ERROR_FUNCTION_UNSUPPORTED`
- `XR_ERROR_VALIDATION_FAILURE`
- `XR_ERROR_RUNTIME_FAILURE`
- `XR_ERROR_HANDLE_INVALID`
- `XR_ERROR_INSTANCE_LOST`
- `XR_ERROR_SYSTEM_INVALID`

Issues

Version History

- Revision 1, 2018-05-07 (Mark Young)
 - Initial draft
- Revision 2, 2018-06-21 (Bryce Hutchings)
 - Add new `xrGetOpenGLESGraphicsRequirementsKHR`
- Revision 3, 2018-11-15 (Paul Pedriana)
 - Specified the swapchain texture coordinate origin.
- Revision 4, 2018-11-16 (Minmin Gong)
 - Specified Y direction and Z range in clip space
- Revision 5, 2019-01-25 (Robert Menzel)
 - Description updated
- Revision 6, 2019-07-12 (Martin Renschler)
 - Description updated
- Revision 7, 2020-08-06 (Bryce Hutchings)
 - Added new `XR_ERROR_GRAPHICS_REQUIREMENTS_CALL_MISSING` error code
- Revision 8, 2021-08-27 (Paulo F. Gomes)
 - Document handling of `XrSwapchainUsageFlags`

12.18. XR_KHR_swapchain_usage_input_attachment_bit

Name String

`XR_KHR_swapchain_usage_input_attachment_bit`

Extension Type

Instance extension

Registered Extension Number

166

Revision

3

Extension and Version Dependencies

[OpenXR 1.0](#)

Last Modified Date

2021-05-11

IP Status

No known IP claims.

Contributors

Jakob Bornecrantz, Collabora
Rylie Pavlik, Collabora

Overview

This extension enables an application to specify that swapchain images should be created in a way so that they can be used as input attachments. At the time of writing this bit only affects Vulkan swapchains.

New Object Types

New Flag Types

New Enum Constants

[XrSwapchainUsageFlagBits](#) enumeration is extended with:

- `XR_SWAPCHAIN_USAGE_INPUT_ATTACHMENT_BIT_KHR` - indicates that the image format **may** be used as an input attachment.

New Enums

New Structures

New Functions

Issues

Version History

- Revision 1, 2020-07-23 (Jakob Bornecrantz)
 - Initial draft
- Revision 2, 2020-07-24 (Jakob Bornecrantz)
 - Added note about only affecting Vulkan
 - Changed from MNDX to MND
- Revision 3, 2021-05-11 (Rylie Pavlik, Collabora, Ltd.)
 - Updated for promotion from MND to KHR

12.19. XR_KHR_visibility_mask

Name String

`XR_KHR_visibility_mask`

Extension Type

Instance extension

Registered Extension Number

32

Revision

2

Extension and Version Dependencies

[OpenXR 1.0](#)

Last Modified Date

2018-07-05

IP Status

No known IP claims.

Contributors

Paul Pedriana, Oculus
Alex Turner, Microsoft

Contacts

Paul Pedriana, Oculus

Overview

This extension support the providing of a per-view drawing mask for applications. The primary purpose of this is to enable performance improvements that result from avoiding drawing on areas that are not visible to the user. A common occurrence in head-mounted VR hardware is that the optical system's frustum does not intersect precisely with the rectangular display it is viewing. As a result, it may be that there are parts of the display that are not visible to the user, such as the corners of the display. In such cases it would be unnecessary for the application to draw into those parts.

New Object Types

New Flag Types

New Enum Constants

New Enums

[XrVisibilityMaskTypeKHR](#) identifies the different types of mask specification that is supported. The application **can** request a view mask in any of the formats identified by these types.

```
// Provided by XR_KHR_visibility_mask
typedef enum XrVisibilityMaskTypeKHR {
    XR_VISIBILITY_MASK_TYPE_HIDDEN_TRIANGLE_MESH_KHR = 1,
    XR_VISIBILITY_MASK_TYPE_VISIBLE_TRIANGLE_MESH_KHR = 2,
    XR_VISIBILITY_MASK_TYPE_LINE_LOOP_KHR = 3,
    XR_VISIBILITY_MASK_TYPE_MAX_ENUM_KHR = 0x7FFFFFFF
} XrVisibilityMaskTypeKHR;
```

Enumerant Descriptions

- `XR_VISIBILITY_MASK_TYPE_HIDDEN_TRIANGLE_MESH_KHR` refers to a two dimensional triangle mesh on the view surface which **should** not be drawn to by the application. `XrVisibilityMaskKHR` refers to a set of triangles identified by vertices and vertex indices. The index count will thus be a multiple of three. The triangle vertices will be returned in counter-clockwise order as viewed from the user perspective.
- `XR_VISIBILITY_MASK_TYPE_VISIBLE_TRIANGLE_MESH_KHR` refers to a two dimensional triangle mesh on the view surface which **should** be drawn to by the application. `XrVisibilityMaskKHR` refers to a set of triangles identified by vertices and vertex indices. The index count will thus be a multiple of three. The triangle vertices will be returned in counter-clockwise order as viewed from the user perspective.
- `XR_VISIBILITY_MASK_TYPE_LINE_LOOP_KHR` refers to a single multi-segmented line loop on the view surface which encompasses the view area which **should** be drawn by the application. It is the border that exists between the visible and hidden meshes identified by `XR_VISIBILITY_MASK_TYPE_HIDDEN_TRIANGLE_MESH_KHR` and `XR_VISIBILITY_MASK_TYPE_VISIBLE_TRIANGLE_MESH_KHR`. The line is counter-clockwise, contiguous, and non-self crossing, with the last point implicitly connecting to the first point. There is one vertex per point, the index count will equal the vertex count, and the indices will refer to the vertices.

New Structures

The `XrVisibilityMaskKHR` structure is an input/output struct which specifies the view mask.

```
// Provided by XR_KHR_visibility_mask
typedef struct XrVisibilityMaskKHR {
    XrStructureType    type;
    void*              next;
    uint32_t           vertexCapacityInput;
    uint32_t           vertexCountOutput;
    XrVector2f*        vertices;
    uint32_t           indexCapacityInput;
    uint32_t           indexCountOutput;
    uint32_t*          indices;
} XrVisibilityMaskKHR;
```

Member Descriptions

- `type` is the [XrStructureType](#) of this structure.
- `next` is `NULL` or a pointer to the next structure in a structure chain. No such structures are defined in core OpenXR or this extension.
- `vertexCapacityInput` is the capacity of the `vertices` array, or `0` to indicate a request to retrieve the required capacity.
- `vertexCountOutput` is filled in by the runtime with the count of vertices written or the required capacity in the case that `vertexCapacityInput` or `indexCapacityInput` is insufficient.
- `vertices` is an array of vertices filled in by the runtime that specifies mask coordinates in the `z=-1` plane of the rendered view—i.e. one meter in front of the view. When rendering the mask for use in a projection layer, these vertices must be transformed by the application’s projection matrix used for the respective [XrCompositionLayerProjectionView](#).
- `indexCapacityInput` is the capacity of the `indices` array, or `0` to indicate a request to retrieve the required capacity.
- `indexCountOutput` is filled in by the runtime with the count of indices written or the required capacity in the case that `vertexCapacityInput` or `indexCapacityInput` is insufficient.
- `indices` is an array of indices filled in by the runtime, specifying the indices of the mask geometry in the `vertices` array.

Valid Usage (Implicit)

- The [XR_KHR_visibility_mask](#) extension **must** be enabled prior to using [XrVisibilityMaskKHR](#)
- `type` **must** be `XR_TYPE_VISIBILITY_MASK_KHR`
- `next` **must** be `NULL` or a valid pointer to the [next structure in a structure chain](#)
- If `vertexCapacityInput` is not `0`, `vertices` **must** be a pointer to an array of `vertexCapacityInput` [XrVector2f](#) structures
- If `indexCapacityInput` is not `0`, `indices` **must** be a pointer to an array of `indexCapacityInput` `uint32_t` values

The [XrEventDataVisibilityMaskChangedKHR](#) structure specifies an event which indicates that a given view mask has changed. The application **should** respond to the event by calling [xrGetVisibilityMaskKHR](#) to retrieve the updated mask. This event is per-view, so if the masks for multiple views in a configuration change then multiple instances of this event will be sent to the application, one per view.

```
// Provided by XR_KHR_visibility_mask
typedef struct XrEventDataVisibilityMaskChangedKHR {
    XrStructureType      type;
    const void*          next;
    XrSession            session;
    XrViewConfigurationType viewConfigurationType;
    uint32_t             viewIndex;
} XrEventDataVisibilityMaskChangedKHR;
```

Member Descriptions

- `type` is the [XrStructureType](#) of this structure.
- `next` is `NULL` or a pointer to the next structure in a structure chain. No such structures are defined in core OpenXR or this extension.
- `session` is the [XrSession](#) for which the view mask has changed.
- `viewConfigurationType` is the view configuration whose mask has changed.
- `viewIndex` is the individual view within the view configuration to which the change refers.

Valid Usage (Implicit)

- The [XR_KHR_visibility_mask](#) extension **must** be enabled prior to using [XrEventDataVisibilityMaskChangedKHR](#)
- `type` **must** be `XR_TYPE_EVENT_DATA_VISIBILITY_MASK_CHANGED_KHR`
- `next` **must** be `NULL` or a valid pointer to the [next structure in a structure chain](#)

New Functions

The [xrGetVisibilityMaskKHR](#) function is defined as:

```
// Provided by XR_KHR_visibility_mask
XrResult xrGetVisibilityMaskKHR(
    XrSession            session,
    XrViewConfigurationType viewConfigurationType,
    uint32_t             viewIndex,
    XrVisibilityMaskTypeKHR visibilityMaskType,
    XrVisibilityMaskKHR* visibilityMask);
```

Parameter Descriptions

- `session` is an [XrSession](#) handle previously created with [xrCreateSession](#).
- `viewConfigurationType` is the view configuration from which to retrieve mask information.
- `viewIndex` is the individual view within the view configuration from which to retrieve mask information.
- `visibilityMaskType` is the type of visibility mask requested.
- `visibilityMask` is an input/output struct which specifies the view mask.

[xrGetVisibilityMaskKHR](#) retrieves the view mask for a given view. This function follows the [two-call idiom](#) for filling multiple buffers in a struct. Specifically, if either [XrVisibilityMaskKHR::vertexCapacityInput](#) or [XrVisibilityMaskKHR::indexCapacityInput](#) is `0`, the runtime **must** respond as if both fields were set to `0`, returning the vertex count and index count through [XrVisibilityMaskKHR::vertexCountOutput](#) or [XrVisibilityMaskKHR::indexCountOutput](#) respectively. If a view mask for the specified view isn't available, the returned vertex and index counts **must** be `0`.

Valid Usage (Implicit)

- The [XR_KHR_visibility_mask](#) extension **must** be enabled prior to calling [xrGetVisibilityMaskKHR](#)
- `session` **must** be a valid [XrSession](#) handle
- `viewConfigurationType` **must** be a valid [XrViewConfigurationType](#) value
- `visibilityMaskType` **must** be a valid [XrVisibilityMaskTypeKHR](#) value
- `visibilityMask` **must** be a pointer to an [XrVisibilityMaskKHR](#) structure

Return Codes

Success

- `XR_SUCCESS`
- `XR_SESSION_LOSS_PENDING`

Failure

- `XR_ERROR_FUNCTION_UNSUPPORTED`
- `XR_ERROR_VALIDATION_FAILURE`
- `XR_ERROR_RUNTIME_FAILURE`
- `XR_ERROR_HANDLE_INVALID`
- `XR_ERROR_INSTANCE_LOST`
- `XR_ERROR_SESSION_LOST`
- `XR_ERROR_SIZE_INSUFFICIENT`
- `XR_ERROR_VIEW_CONFIGURATION_TYPE_UNSUPPORTED`

Issues

Version History

- Revision 1, 2018-07-05 (Paul Pedriana)
 - Initial version.
- Revision 2, 2019-07-15 (Alex Turner)
 - Adjust two-call idiom usage.

12.20. XR_KHR_vulkan_enable

Name String

`XR_KHR_vulkan_enable`

Extension Type

Instance extension

Registered Extension Number

26

Revision

8

Extension and Version Dependencies

[OpenXR 1.0](#)

Last Modified Date

2019-01-25

IP Status

No known IP claims.

Contributors

Mark Young, LunarG
Paul Pedriana, Oculus
Ed Hutchins, Oculus
Andres Rodriguez, Valve
Dan Ginsburg, Valve
Bryce Hutchings, Microsoft
Minmin Gong, Microsoft
Robert Menzel, NVIDIA
Paulo Gomes, Samsung Electronics

Overview

This extension enables the use of the Vulkan graphics API in an OpenXR runtime. Without this extension, the OpenXR runtime may not be able to use any Vulkan swapchain images.

This extension provides the mechanisms necessary for an application to generate a valid [XrGraphicsBindingVulkanKHR](#) structure in order to create a Vulkan-based [XrSession](#). Note that during this process the application is responsible for creating all the required Vulkan objects.

This extension also provides mechanisms for the application to interact with images acquired by calling [xrEnumerateSwapchainImages](#).

In order to expose the structures, types, and functions of this extension, you **must** define [XR_USE_GRAPHICS_API_VULKAN](#) before including the OpenXR platform header [openxr_platform.h](#), in all portions of your library or application that include it.

Initialization

Some of the requirements for creating a valid [XrGraphicsBindingVulkanKHR](#) include correct initialization of a [VkInstance](#), [VkPhysicalDevice](#), and [VkDevice](#).

A runtime **may** require that the [VkInstance](#) be initialized to a specific Vulkan API version. Additionally, the runtime **may** require a set of instance extensions to be enabled in the [VkInstance](#). These requirements can be queried by the application using [xrGetVulkanGraphicsRequirementsKHR](#) and [xrGetVulkanInstanceExtensionsKHR](#), respectively.

Similarly, the runtime **may** require the [VkDevice](#) to have a set of device extensions enabled, which can

be queried using [xrGetVulkanDeviceExtensionsKHR](#).

In order to satisfy the `VkPhysicalDevice` requirements, the application can query [xrGetVulkanGraphicsDeviceKHR](#) to identify the correct `VkPhysicalDevice`.

Populating an [XrGraphicsBindingVulkanKHR](#) with a `VkInstance`, `VkDevice`, or `VkPhysicalDevice` that does not meet the requirements outlined by this extension **may** result in undefined behavior by the OpenXR runtime.

The API version, instance extension, device extension and physical device requirements only apply to the `VkInstance`, `VkDevice`, and `VkPhysicalDevice` objects which the application wishes to associate with an [XrGraphicsBindingVulkanKHR](#).

Concurrency

Vulkan requires that concurrent access to a `VkQueue` from multiple threads be externally synchronized. Therefore, OpenXR functions that may access the `VkQueue` specified in the [XrGraphicsBindingVulkanKHR](#) must also be externally synchronized.

The list of OpenXR functions where the OpenXR runtime **may** access the `VkQueue` are:

- [xrBeginFrame](#)
- [xrEndFrame](#)
- [xrAcquireSwapchainImage](#)
- [xrReleaseSwapchainImage](#)

The runtime **must** not access the `VkQueue` in any OpenXR function that is not listed above or in an extension definition.

Swapchain Image Layout

When an application acquires a swapchain image by calling [xrAcquireSwapchainImage](#) in a session created using [XrGraphicsBindingVulkanKHR](#), the OpenXR runtime **must** guarantee that:

- The image has a memory layout compatible with `VK_IMAGE_LAYOUT_COLOR_ATTACHMENT_OPTIMAL` for color images, or `VK_IMAGE_LAYOUT_DEPTH_STENCIL_ATTACHMENT_OPTIMAL` for depth images.
- The `VkQueue` specified in [XrGraphicsBindingVulkanKHR](#) has ownership of the image.

When an application releases a swapchain image by calling [xrReleaseSwapchainImage](#), in a session created using [XrGraphicsBindingVulkanKHR](#), the OpenXR runtime **must** interpret the image as:

- Having a memory layout compatible with `VK_IMAGE_LAYOUT_COLOR_ATTACHMENT_OPTIMAL` for color images, or `VK_IMAGE_LAYOUT_DEPTH_STENCIL_ATTACHMENT_OPTIMAL` for depth images.
- Being owned by the `VkQueue` specified in [XrGraphicsBindingVulkanKHR](#).

The application is responsible for transitioning the swapchain image back to the image layout and

queue ownership that the OpenXR runtime requires. If the image is not in a layout compatible with the above specifications the runtime **may** exhibit undefined behavior.

Swapchain Flag Bits

All [XrSwapchainUsageFlags](#) values passed in a session created using [XrGraphicsBindingVulkanKHR](#) **must** be interpreted as follows by the runtime, so that the returned swapchain images used by the application may be used as if they were created with at least the specified [VkImageUsageFlagBits](#) or [VkImageCreateFlagBits](#) set.

XrSwapchainUsageFlagBits	Corresponding Vulkan flag bit
XR_SWAPCHAIN_USAGE_COLOR_ATTACHMENT_BIT	VK_IMAGE_USAGE_COLOR_ATTACHMENT_BIT
XR_SWAPCHAIN_USAGE_DEPTH_STENCIL_ATTACHMENT_BIT	VK_IMAGE_USAGE_DEPTH_STENCIL_ATTACHMENT_BIT
XR_SWAPCHAIN_USAGE_UNORDERED_ACCESS_BIT	VK_IMAGE_USAGE_STORAGE_BIT
XR_SWAPCHAIN_USAGE_TRANSFER_SRC_BIT	VK_IMAGE_USAGE_TRANSFER_SRC_BIT
XR_SWAPCHAIN_USAGE_TRANSFER_DST_BIT	VK_IMAGE_USAGE_TRANSFER_DST_BIT
XR_SWAPCHAIN_USAGE_SAMPLED_BIT	VK_IMAGE_USAGE_SAMPLED_BIT
XR_SWAPCHAIN_USAGE_MUTABLE_FORMAT_BIT	VK_IMAGE_CREATE_MUTABLE_FORMAT_BIT
XR_SWAPCHAIN_USAGE_INPUT_ATTACHMENT_BIT_KHR (Added by XR_KHR_swapchain_usage_input_attachment_bit and only available when that extension is enabled)	VK_IMAGE_USAGE_INPUT_ATTACHMENT_BIT

New Object Types

New Flag Types

New Enum Constants

[XrStructureType](#) enumeration is extended with:

- [XR_TYPE_GRAPHICS_REQUIREMENTS_VULKAN_KHR](#)
- [XR_TYPE_GRAPHICS_BINDING_VULKAN_KHR](#)
- [XR_TYPE_SWAPCHAIN_IMAGE_VULKAN_KHR](#)

New Enums

New Structures

The following structures are provided to supply supporting runtimes the necessary information required to work with the Vulkan API executing on certain operating systems.

The [XrGraphicsBindingVulkanKHR](#) structure is defined as:

```
// Provided by XR_KHR_vulkan_enable
typedef struct XrGraphicsBindingVulkanKHR {
    XrStructureType    type;
    const void*        next;
    VkInstance          instance;
    VkPhysicalDevice    physicalDevice;
    VkDevice             device;
    uint32_t            queueFamilyIndex;
    uint32_t            queueIndex;
} XrGraphicsBindingVulkanKHR;
```

Member Descriptions

- `type` is the [XrStructureType](#) of this structure.
- `next` is `NULL` or a pointer to the next structure in a structure chain. No such structures are defined in core OpenXR or this extension.
- `instance` is a valid Vulkan [VkInstance](#).
- `physicalDevice` is a valid Vulkan [VkPhysicalDevice](#).
- `device` is a valid Vulkan [VkDevice](#).
- `queueFamilyIndex` is a valid queue family index on `device`.
- `queueIndex` is a valid queue index on `device` to be used for synchronization.

When creating a Vulkan-backed [XrSession](#), the application will provide a pointer to an [XrGraphicsBindingVulkanKHR](#) in the `next` chain of the [XrSessionCreateInfo](#).

Valid Usage

- `instance` **must** have enabled a Vulkan API version in the range specified by [XrGraphicsBindingVulkanKHR](#)
- `instance` **must** have enabled all the instance extensions specified by [xrGetVulkanInstanceExtensionsKHR](#)
- `physicalDevice` [VkPhysicalDevice](#) **must** match the device specified by [xrGetVulkanGraphicsDeviceKHR](#)
- `device` **must** have enabled all the device extensions specified by [xrGetVulkanDeviceExtensionsKHR](#)

Valid Usage (Implicit)

- The `XR_KHR_vulkan_enable` extension **must** be enabled prior to using `XrGraphicsBindingVulkanKHR`
- `type` **must** be `XR_TYPE_GRAPHICS_BINDING_VULKAN_KHR`
- `next` **must** be `NULL` or a valid pointer to the [next structure in a structure chain](#)
- `instance` **must** be a valid `VkInstance` value
- `physicalDevice` **must** be a valid `VkPhysicalDevice` value
- `device` **must** be a valid `VkDevice` value

The `XrSwapchainImageVulkanKHR` structure is defined as:

```
// Provided by XR_KHR_vulkan_enable
typedef struct XrSwapchainImageVulkanKHR {
    XrStructureType    type;
    void*              next;
    VkImage             image;
} XrSwapchainImageVulkanKHR;
```

Member Descriptions

- `type` is the [XrStructureType](#) of this structure.
- `next` is `NULL` or a pointer to the next structure in a structure chain. No such structures are defined in core OpenXR or this extension.
- `image` is a valid Vulkan `VkImage` to use.

If a given session was created with `XrGraphicsBindingVulkanKHR`, the following conditions **must** apply.

- Calls to `xrEnumerateSwapchainImages` on an `XrSwapchain` in that session **must** return an array of `XrSwapchainImageVulkanKHR` structures.
- Whenever an OpenXR function accepts an `XrSwapchainImageBaseHeader` pointer as a parameter in that session, the runtime **must** also accept a pointer to an `XrSwapchainImageVulkanKHR`.

The OpenXR runtime **must** interpret the top-left corner of the swapchain image as the coordinate origin unless specified otherwise by extension functionality.

The OpenXR runtime **must** interpret the swapchain images in a clip space of positive Y pointing down,

near Z plane at 0, and far Z plane at 1.

Valid Usage (Implicit)

- The `XR_KHR_vulkan_enable` extension **must** be enabled prior to using `XrSwapchainImageVulkanKHR`
- `type` **must** be `XR_TYPE_SWAPCHAIN_IMAGE_VULKAN_KHR`
- `next` **must** be `NULL` or a valid pointer to the [next structure in a structure chain](#)

The `XrGraphicsRequirementsVulkanKHR` structure is defined as:

```
// Provided by XR_KHR_vulkan_enable
typedef struct XrGraphicsRequirementsVulkanKHR {
    XrStructureType    type;
    void*              next;
    XrVersion          minApiVersionSupported;
    XrVersion          maxApiVersionSupported;
} XrGraphicsRequirementsVulkanKHR;
```

Member Descriptions

- `type` is the `XrStructureType` of this structure.
- `next` is `NULL` or a pointer to the next structure in a structure chain. No such structures are defined in core OpenXR or this extension.
- `minApiVersionSupported` is the minimum Vulkan Instance API version that the runtime supports. Uses `XR_MAKE_VERSION` on major and minor API version, ignoring any patch version component.
- `maxApiVersionSupported` is the maximum Vulkan Instance API version that the runtime has been tested on and is known to support. Newer Vulkan Instance API versions might work if they are compatible. Uses `XR_MAKE_VERSION` on major and minor API version, ignoring any patch version component.

`XrGraphicsRequirementsVulkanKHR` is populated by `xrGetVulkanGraphicsRequirementsKHR` with the runtime's Vulkan API version requirements.

Valid Usage (Implicit)

- The `XR_KHR_vulkan_enable` extension **must** be enabled prior to using `XrGraphicsRequirementsVulkanKHR`
- `type` **must** be `XR_TYPE_GRAPHICS_REQUIREMENTS_VULKAN_KHR`
- `next` **must** be `NULL` or a valid pointer to the `next` structure in a structure chain

New Functions

To query Vulkan API version requirements, call:

```
// Provided by XR_KHR_vulkan_enable
XrResult xrGetVulkanGraphicsRequirementsKHR(
    XrInstance          instance,
    XrSystemId         systemId,
    XrGraphicsRequirementsVulkanKHR* graphicsRequirements);
```

Parameter Descriptions

- `instance` is an `XrInstance` handle previously created with `xrCreateInstance`.
- `systemId` is an `XrSystemId` handle for the system which will be used to create a session.
- `graphicsRequirements` is the `XrGraphicsRequirementsVulkanKHR` output structure.

The `xrGetVulkanGraphicsRequirementsKHR` function identifies to the application the minimum Vulkan version requirement and the highest known tested Vulkan version. The runtime **must** return `XR_ERROR_GRAPHICS_REQUIREMENTS_CALL_MISSING` (`XR_ERROR_VALIDATION_FAILURE` **may** be returned due to legacy behavior) on calls to `xrCreateSession` if `xrGetVulkanGraphicsRequirementsKHR` has not been called for the same `instance` and `systemId`.

Valid Usage (Implicit)

- The `XR_KHR_vulkan_enable` extension **must** be enabled prior to calling `xrGetVulkanGraphicsRequirementsKHR`
- `instance` **must** be a valid `XrInstance` handle
- `graphicsRequirements` **must** be a pointer to an `XrGraphicsRequirementsVulkanKHR` structure

Return Codes

Success

- `XR_SUCCESS`

Failure

- `XR_ERROR_FUNCTION_UNSUPPORTED`
- `XR_ERROR_VALIDATION_FAILURE`
- `XR_ERROR_RUNTIME_FAILURE`
- `XR_ERROR_HANDLE_INVALID`
- `XR_ERROR_INSTANCE_LOST`
- `XR_ERROR_SYSTEM_INVALID`

Some computer systems may have multiple graphics devices, each of which may have independent external display outputs. XR systems that connect to such graphics devices are typically connected to a single device. Applications need to know what graphics device the XR system is connected to so that they can use that graphics device to generate XR images.

To identify what graphics device needs to be used for an instance and system, call:

```
// Provided by XR_KHR_vulkan_enable
XrResult xrGetVulkanGraphicsDeviceKHR(
    XrInstance          instance,
    XrSystemId         systemId,
    VkInstance         vkInstance,
    VkPhysicalDevice*  vkPhysicalDevice);
```

Parameter Descriptions

- `instance` is an `XrInstance` handle previously created with `xrCreateInstance`.
- `systemId` is an `XrSystemId` handle for the system which will be used to create a session.
- `vkInstance` is a valid Vulkan `VkInstance`.
- `vkPhysicalDevice` is a pointer to a `VkPhysicalDevice` value to populate.

`xrGetVulkanGraphicsDeviceKHR` function identifies to the application what graphics device (Vulkan `VkPhysicalDevice`) needs to be used. `xrGetVulkanGraphicsDeviceKHR` **must** be called prior to calling `xrCreateSession`, and the `VkPhysicalDevice` that `xrGetVulkanGraphicsDeviceKHR` returns should be

passed to `xrCreateSession` in the `XrGraphicsBindingVulkanKHR`.

Valid Usage (Implicit)

- The `XR_KHR_vulkan_enable` extension **must** be enabled prior to calling `xrGetVulkanGraphicsDeviceKHR`
- `instance` **must** be a valid `XrInstance` handle
- `vkInstance` **must** be a valid `VkInstance` value
- `vkPhysicalDevice` **must** be a pointer to a `VkPhysicalDevice` value

Return Codes

Success

- `XR_SUCCESS`

Failure

- `XR_ERROR_FUNCTION_UNSUPPORTED`
- `XR_ERROR_VALIDATION_FAILURE`
- `XR_ERROR_RUNTIME_FAILURE`
- `XR_ERROR_HANDLE_INVALID`
- `XR_ERROR_INSTANCE_LOST`
- `XR_ERROR_SYSTEM_INVALID`

```
// Provided by XR_KHR_vulkan_enable
XrResult xrGetVulkanInstanceExtensionsKHR(
    XrInstance          instance,
    XrSystemId         systemId,
    uint32_t           bufferCapacityInput,
    uint32_t*          bufferCountOutput,
    char*              buffer);
```

Parameter Descriptions

- `instance` is an [XrInstance](#) handle previously created with [xrCreateInstance](#).
- `systemId` is an [XrSystemId](#) handle for the system which will be used to create a session.
- `bufferCapacityInput` is the capacity of the `buffer`, or 0 to indicate a request to retrieve the required capacity.
- `bufferCountOutput` is a pointer to the count of characters written (including terminating `\0`), or a pointer to the required capacity in the case that `bufferCapacityInput` is insufficient.
- `buffer` is a pointer to an array of characters, but **can** be `NULL` if `bufferCapacityInput` is 0. The format of the output is a single space (ASCII `0x20`) delimited string of extension names.
- See the [Buffer Size Parameters](#) section for a detailed description of retrieving the required `buffer` size.

Valid Usage (Implicit)

- The [XR_KHR_vulkan_enable](#) extension **must** be enabled prior to calling [xrGetVulkanInstanceExtensionsKHR](#)
- `instance` **must** be a valid [XrInstance](#) handle
- `bufferCountOutput` **must** be a pointer to a `uint32_t` value
- If `bufferCapacityInput` is not 0, `buffer` **must** be a pointer to an array of `bufferCapacityInput` char values

Return Codes

Success

- `XR_SUCCESS`

Failure

- `XR_ERROR_FUNCTION_UNSUPPORTED`
- `XR_ERROR_VALIDATION_FAILURE`
- `XR_ERROR_RUNTIME_FAILURE`
- `XR_ERROR_HANDLE_INVALID`
- `XR_ERROR_INSTANCE_LOST`
- `XR_ERROR_SIZE_INSUFFICIENT`
- `XR_ERROR_SYSTEM_INVALID`

```
// Provided by XR_KHR_vulkan_enable
XrResult xrGetVulkanDeviceExtensionsKHR(
    XrInstance          instance,
    XrSystemId         systemId,
    uint32_t           bufferCapacityInput,
    uint32_t*          bufferCountOutput,
    char*              buffer);
```

Parameter Descriptions

- `instance` is an `XrInstance` handle previously created with `xrCreateInstance`.
- `systemId` is an `XrSystemId` handle for the system which will be used to create a session.
- `bufferCapacityInput` is the capacity of the `buffer`, or 0 to indicate a request to retrieve the required capacity.
- `bufferCountOutput` is a pointer to the count of characters written (including terminating `\0`), or a pointer to the required capacity in the case that `bufferCapacityInput` is insufficient.
- `buffer` is a pointer to an array of characters, but **can** be `NULL` if `bufferCapacityInput` is 0. The format of the output is a single space (ASCII `0x20`) delimited string of extension names.
- See the [Buffer Size Parameters](#) section for a detailed description of retrieving the required `buffer` size.

Valid Usage (Implicit)

- The `XR_KHR_vulkan_enable` extension **must** be enabled prior to calling `xrGetVulkanDeviceExtensionsKHR`
- `instance` **must** be a valid `XrInstance` handle
- `bufferCountOutput` **must** be a pointer to a `uint32_t` value
- If `bufferCapacityInput` is not 0, `buffer` **must** be a pointer to an array of `bufferCapacityInput` char values

Return Codes

Success

- `XR_SUCCESS`

Failure

- `XR_ERROR_FUNCTION_UNSUPPORTED`
- `XR_ERROR_VALIDATION_FAILURE`
- `XR_ERROR_RUNTIME_FAILURE`
- `XR_ERROR_HANDLE_INVALID`
- `XR_ERROR_INSTANCE_LOST`
- `XR_ERROR_SIZE_INSUFFICIENT`
- `XR_ERROR_SYSTEM_INVALID`

Issues

Version History

- Revision 1, 2018-05-07 (Mark Young)
 - Initial draft
- Revision 2, 2018-06-21 (Bryce Hutchings)
 - Replace `session` parameter with `instance` and `systemId` parameters.
 - Move `xrGetVulkanDeviceExtensionsKHR`, `xrGetVulkanInstanceExtensionsKHR` and `xrGetVulkanGraphicsDeviceKHR` functions into this extension
 - Add new `XrGraphicsRequirementsVulkanKHR` function.
- Revision 3, 2018-11-15 (Paul Pedriana)
 - Specified the swapchain texture coordinate origin.
- Revision 4, 2018-11-16 (Minmin Gong)
 - Specified Y direction and Z range in clip space
- Revision 5, 2019-01-24 (Robert Menzel)
 - Description updated
- Revision 6, 2019-01-25 (Andres Rodriguez)
 - Reword sections of the spec to shift requirements on to the runtime instead of the app
- Revision 7, 2020-08-06 (Bryce Hutchings)
 - Added new `XR_ERROR_GRAPHICS_REQUIREMENTS_CALL_MISSING` error code

- Revision 8, 2021-01-21 (Rylie Pavlik, Collabora, Ltd.)
 - Document mapping for [XrSwapchainUsageFlags](#)

12.21. XR_KHR_vulkan_enable2

Name String

[XR_KHR_vulkan_enable2](#)

Extension Type

Instance extension

Registered Extension Number

91

Revision

2

Extension and Version Dependencies

[OpenXR 1.0](#)

Last Modified Date

2020-05-04

IP Status

No known IP claims.

Contributors

Mark Young, LunarG
Paul Pedriana, Oculus
Ed Hutchins, Oculus
Andres Rodriguez, Valve
Dan Ginsburg, Valve
Bryce Hutchings, Microsoft
Minmin Gong, Microsoft
Robert Menzel, NVIDIA
Paulo Gomes, Samsung Electronics

12.21.1. Overview

This extension enables the use of the Vulkan graphics API in an OpenXR runtime. Without this extension, the OpenXR runtime may not be able to use any Vulkan swapchain images.

This extension provides the mechanisms necessary for an application to generate a valid [XrGraphicsBindingVulkan2KHR](#) structure in order to create a Vulkan-based [XrSession](#).

This extension also provides mechanisms for the application to interact with images acquired by calling `xrEnumerateSwapchainImages`.

In order to expose the structures, types, and functions of this extension, you **must** define `XR_USE_GRAPHICS_API_VULKAN` before including the OpenXR platform header `openxr_platform.h`, in all portions of your library or application that include it.



Note

This extension is intended as an alternative to `XR_KHR_vulkan_enable`, and does not depend on it.

12.21.2. Initialization

When operating in Vulkan mode, the OpenXR runtime and the application will share the Vulkan queue described in the `XrGraphicsBindingVulkan2KHR` structure. This section of the document describes the mechanisms this extension exposes to ensure the shared Vulkan queue is compatible with the runtime and the application's requirements.

Vulkan Version Requirements

First, a compatible Vulkan version **must** be agreed upon. To query the runtime's Vulkan API version requirements an application will call:

```
// Provided by XR_KHR_vulkan_enable2
XrResult xrGetVulkanGraphicsRequirements2KHR(
    XrInstance          instance,
    XrSystemId         systemId,
    XrGraphicsRequirementsVulkanKHR* graphicsRequirements);
```

The `xrGetVulkanGraphicsRequirements2KHR` function identifies to the application the runtime's minimum Vulkan version requirement and the highest known tested Vulkan version. `xrGetVulkanGraphicsRequirements2KHR` **must** be called prior to calling `xrCreateSession`. The runtime **must** return `XR_ERROR_GRAPHICS_REQUIREMENTS_CALL_MISSING` on calls to `xrCreateSession` if `xrGetVulkanGraphicsRequirements2KHR` has not been called for the same `instance` and `systemId`.

Parameter Descriptions

- `instance` is an `XrInstance` handle previously created with `xrCreateInstance`.
- `systemId` is an `XrSystemId` handle for the system which will be used to create a session.
- `graphicsRequirements` is the `XrGraphicsRequirementsVulkan2KHR` output structure.

Valid Usage (Implicit)

- The `XR_KHR_vulkan_enable2` extension **must** be enabled prior to calling `xrGetVulkanGraphicsRequirements2KHR`
- `instance` **must** be a valid `XrInstance` handle
- `graphicsRequirements` **must** be a pointer to an `XrGraphicsRequirementsVulkanKHR` structure

Return Codes

Success

- `XR_SUCCESS`

Failure

- `XR_ERROR_FUNCTION_UNSUPPORTED`
- `XR_ERROR_VALIDATION_FAILURE`
- `XR_ERROR_RUNTIME_FAILURE`
- `XR_ERROR_HANDLE_INVALID`
- `XR_ERROR_INSTANCE_LOST`
- `XR_ERROR_SYSTEM_INVALID`

The `XrGraphicsRequirementsVulkan2KHR` structure populated by `xrGetVulkanGraphicsRequirements2KHR` is defined as:

```
// Provided by XR_KHR_vulkan_enable2
// XrGraphicsRequirementsVulkan2KHR is an alias for XrGraphicsRequirementsVulkanKHR
typedef struct XrGraphicsRequirementsVulkanKHR {
    XrStructureType    type;
    void*              next;
    XrVersion           minApiVersionSupported;
    XrVersion           maxApiVersionSupported;
} XrGraphicsRequirementsVulkanKHR;

typedef XrGraphicsRequirementsVulkanKHR XrGraphicsRequirementsVulkan2KHR;
```

Member Descriptions

- `type` is the [XrStructureType](#) of this structure.
- `next` is `NULL` or a pointer to the next structure in a structure chain. No such structures are defined in core OpenXR or this extension.
- `minApiVersionSupported` is the minimum version of Vulkan that the runtime supports. Uses [XR_MAKE_VERSION](#) on major and minor API version, ignoring any patch version component.
- `maxApiVersionSupported` is the maximum version of Vulkan that the runtime has been tested on and is known to support. Newer Vulkan versions might work if they are compatible. Uses [XR_MAKE_VERSION](#) on major and minor API version, ignoring any patch version component.

Valid Usage (Implicit)

- The [XR_KHR_vulkan_enable2](#) extension **must** be enabled prior to using [XrGraphicsRequirementsVulkan2KHR](#)
- **Note:** [XrGraphicsRequirementsVulkan2KHR](#) is an alias for [XrGraphicsRequirementsVulkanKHR](#), so the following items replicate the implicit valid usage for [XrGraphicsRequirementsVulkanKHR](#)
- `type` **must** be `XR_TYPE_GRAPHICS_REQUIREMENTS_VULKAN_KHR`
- `next` **must** be `NULL` or a valid pointer to the [next structure in a structure chain](#)

Vulkan Instance Creation

Second, a compatible `VkInstance` **must** be created. The [xrCreateVulkanInstanceKHR](#) entry point is a wrapper around [vkCreateInstance](#) intended for this purpose. When called, the runtime **must** aggregate the requirements specified by the application with its own requirements and forward the `VkInstance` creation request to the [vkCreateInstance](#) function pointer returned by [pfnGetInstanceProcAddr](#).

```
// Provided by XR_KHR_vulkan_enable2
XrResult xrCreateVulkanInstanceKHR(
    XrInstance                instance,
    const XrVulkanInstanceCreateInfoKHR* createInfo,
    VkInstance*               vulkanInstance,
    VkResult*                 vulkanResult);
```


Parameter Descriptions

- `instance` is an [XrInstance](#) handle previously created with [xrCreateInstance](#).
- `createInfo` extensible input struct of type [XrVulkanInstanceCreateInfoKHR](#)
- `vulkanInstance` points to a [VkInstance](#) handle to populate with the new Vulkan instance.
- `vulkanResult` points to a [VkResult](#) to populate with the result of the [vkCreateInstance](#) operation as returned by [XrVulkanInstanceCreateInfoKHR::pfnGetInstanceProcAddr](#).

Valid Usage (Implicit)

- The [XR_KHR_vulkan_enable2](#) extension **must** be enabled prior to calling [xrCreateVulkanInstanceKHR](#)
- `instance` **must** be a valid [XrInstance](#) handle
- `createInfo` **must** be a pointer to a valid [XrVulkanInstanceCreateInfoKHR](#) structure
- `vulkanInstance` **must** be a pointer to a [VkInstance](#) value
- `vulkanResult` **must** be a pointer to a [VkResult](#) value

Return Codes

Success

- [XR_SUCCESS](#)

Failure

- [XR_ERROR_FUNCTION_UNSUPPORTED](#)
- [XR_ERROR_VALIDATION_FAILURE](#)
- [XR_ERROR_RUNTIME_FAILURE](#)
- [XR_ERROR_HANDLE_INVALID](#)
- [XR_ERROR_INSTANCE_LOST](#)
- [XR_ERROR_OUT_OF_MEMORY](#)
- [XR_ERROR_LIMIT_REACHED](#)
- [XR_ERROR_SYSTEM_INVALID](#)

The [XrVulkanInstanceCreateInfoKHR](#) structure contains the input parameters to [xrCreateVulkanInstanceKHR](#).

```
// Provided by XR_KHR_vulkan_enable2
typedef struct XrVulkanInstanceCreateInfoKHR {
    XrStructureType          type;
    const void*              next;
    XrSystemId               systemId;
    XrVulkanInstanceCreateFlagsKHR createFlags;
    PFN_vkGetInstanceProcAddr pfnGetInstanceProcAddr;
    const VkInstanceCreateInfo* vulkanCreateInfo;
    const VkAllocationCallbacks* vulkanAllocator;
} XrVulkanInstanceCreateInfoKHR;
```

Member Descriptions

- `type` is the [XrStructureType](#) of this structure.
- `next` is `NULL` or a pointer to the next structure in a structure chain. No such structures are defined in core OpenXR or this extension
- `systemId` is an [XrSystemId](#) handle for the system which will be used to create a session.
- `createFlags` is a bitmask of [XrVulkanInstanceCreateFlagBitsKHR](#)
- `pfnGetInstanceProcAddr` is a function pointer to `vkGetInstanceProcAddr` or a compatible entry point.
- `vulkanCreateInfo` is the [VkInstanceCreateInfo](#) as specified by Vulkan.
- `vulkanAllocator` is the [VkAllocationCallbacks](#) as specified by Vulkan.

Valid Usage (Implicit)

- The [XR_KHR_vulkan_enable2](#) extension **must** be enabled prior to using [XrVulkanInstanceCreateInfoKHR](#)
- `type` **must** be `XR_TYPE_VULKAN_INSTANCE_CREATE_INFO_KHR`
- `next` **must** be `NULL` or a valid pointer to the [next structure in a structure chain](#)
- `createFlags` **must** be `0`
- `pfnGetInstanceProcAddr` **must** be a valid `PFN_vkGetInstanceProcAddr` value
- `vulkanCreateInfo` **must** be a pointer to a valid `VkInstanceCreateInfo` value
- If `vulkanAllocator` is not `NULL`, `vulkanAllocator` **must** be a pointer to a valid `VkAllocationCallbacks` value

The `XrVulkanInstanceCreateInfoKHR::createFlags` member is of the following type, and contains a bitwise-OR of zero or more of the bits defined in [XrVulkanInstanceCreateFlagBitsKHR](#).

```
typedef XrFlags64 XrVulkanInstanceCreateFlagsKHR;
```

Valid bits for [XrVulkanInstanceCreateFlagsKHR](#) are defined by [XrVulkanInstanceCreateFlagBitsKHR](#).

```
// Flag bits for XrVulkanInstanceCreateFlagsKHR
```

There are currently no Vulkan instance creation flag bits defined. This is reserved for future use.

Physical Device Selection

Third, a [VkPhysicalDevice](#) **must** be chosen. Some computer systems may have multiple graphics devices, each of which may have independent external display outputs. The runtime **must** report a [VkPhysicalDevice](#) that is compatible with the OpenXR implementation when [xrGetVulkanGraphicsDevice2KHR](#) is invoked. The application will use this [VkPhysicalDevice](#) to interact with the OpenXR runtime.

```
// Provided by XR_KHR_vulkan_enable2
XrResult xrGetVulkanGraphicsDevice2KHR(
    XrInstance instance,
    const XrVulkanGraphicsDeviceGetInfoKHR* getInfo,
    VkPhysicalDevice* vulkanPhysicalDevice);
```

Parameter Descriptions

- [instance](#) is an [XrInstance](#) handle previously created with [xrCreateInstance](#).
- [getInfo](#) extensible input struct of type [XrVulkanGraphicsDeviceGetInfoKHR](#)
- [vulkanPhysicalDevice](#) is a pointer to a [VkPhysicalDevice](#) handle to populate.

Valid Usage (Implicit)

- The `XR_KHR_vulkan_enable2` extension **must** be enabled prior to calling `xrGetVulkanGraphicsDevice2KHR`
- `instance` **must** be a valid `XrInstance` handle
- `getInfo` **must** be a pointer to a valid `XrVulkanGraphicsDeviceGetInfoKHR` structure
- `vulkanPhysicalDevice` **must** be a pointer to a `VkPhysicalDevice` value

Return Codes

Success

- `XR_SUCCESS`

Failure

- `XR_ERROR_FUNCTION_UNSUPPORTED`
- `XR_ERROR_VALIDATION_FAILURE`
- `XR_ERROR_RUNTIME_FAILURE`
- `XR_ERROR_HANDLE_INVALID`
- `XR_ERROR_INSTANCE_LOST`
- `XR_ERROR_SYSTEM_INVALID`

The `XrVulkanGraphicsDeviceGetInfoKHR` structure contains the input parameters to `xrCreateVulkanInstanceKHR`.

```
// Provided by XR_KHR_vulkan_enable2
typedef struct XrVulkanGraphicsDeviceGetInfoKHR {
    XrStructureType    type;
    const void*        next;
    XrSystemId         systemId;
    VkInstance          vulkanInstance;
} XrVulkanGraphicsDeviceGetInfoKHR;
```

Member Descriptions

- `type` is the `XrStructureType` of this structure.
- `next` is `NULL` or a pointer to the next structure in a structure chain.
- `systemId` is an `XrSystemId` handle for the system which will be used to create a session.
- `vulkanInstance` is a valid Vulkan `VkInstance`.

Valid Usage (Implicit)

- The `XR_KHR_vulkan_enable2` extension **must** be enabled prior to using `XrVulkanGraphicsDeviceGetInfoKHR`
- `type` **must** be `XR_TYPE_VULKAN_GRAPHICS_DEVICE_GET_INFO_KHR`
- `next` **must** be `NULL` or a valid pointer to the [next structure in a structure chain](#)
- `vulkanInstance` **must** be a valid `VkInstance` value

Vulkan Device Creation

Fourth, a compatible `VkDevice` **must** be created. The `xrCreateVulkanDeviceKHR` entry point is a wrapper around `vkCreateDevice` intended for this purpose. When called, the runtime **must** aggregate the requirements specified by the application with its own requirements and forward the `VkDevice` creation request to the `vkCreateDevice` function pointer returned by `XrVulkanInstanceCreateInfoKHR::pfnGetInstanceProcAddr`.

```
// Provided by XR_KHR_vulkan_enable2
XrResult xrCreateVulkanDeviceKHR(
    XrInstance                instance,
    const XrVulkanDeviceCreateInfoKHR* createInfo,
    VkDevice*                 vulkanDevice,
    VkResult*                 vulkanResult);
```

Parameter Descriptions

- `instance` is an `XrInstance` handle previously created with `xrCreateInstance`.
- `createInfo` extensible input struct of type `XrCreateVulkanDeviceCreateInfoKHR`
- `vulkanDevice` points to a `VkDevice` handle to populate with the new Vulkan device.
- `vulkanResult` points to a `VkResult` to populate with the result of the `vkCreateDevice` operation as returned by `XrVulkanInstanceCreateInfoKHR::pfnGetInstanceProcAddr`.

Valid Usage (Implicit)

- The `XR_KHR_vulkan_enable2` extension **must** be enabled prior to calling `xrCreateVulkanDeviceKHR`
- `instance` **must** be a valid `XrInstance` handle
- `createInfo` **must** be a pointer to a valid `XrVulkanDeviceCreateInfoKHR` structure
- `vulkanDevice` **must** be a pointer to a `VkDevice` value
- `vulkanResult` **must** be a pointer to a `VkResult` value

Return Codes

Success

- `XR_SUCCESS`

Failure

- `XR_ERROR_FUNCTION_UNSUPPORTED`
- `XR_ERROR_VALIDATION_FAILURE`
- `XR_ERROR_RUNTIME_FAILURE`
- `XR_ERROR_HANDLE_INVALID`
- `XR_ERROR_INSTANCE_LOST`
- `XR_ERROR_OUT_OF_MEMORY`
- `XR_ERROR_LIMIT_REACHED`
- `XR_ERROR_SYSTEM_INVALID`

The `XrVulkanDeviceCreateInfoKHR` structure contains the input parameters to `xrCreateVulkanDeviceKHR`.

```
// Provided by XR_KHR_vulkan_enable2
typedef struct XrVulkanDeviceCreateInfoKHR {
    XrStructureType          type;
    const void*              next;
    XrSystemId               systemId;
    XrVulkanDeviceCreateFlagsKHR createFlags;
    PFN_vkGetInstanceProcAddr pfnGetInstanceProcAddr;
    VkPhysicalDevice          vulkanPhysicalDevice;
    const VkDeviceCreateInfo* vulkanCreateInfo;
    const VkAllocationCallbacks* vulkanAllocator;
} XrVulkanDeviceCreateInfoKHR;
```

Member Descriptions

- `type` is the [XrStructureType](#) of this structure.
- `next` is `NULL` or a pointer to the next structure in a structure chain.
- `systemId` is an [XrSystemId](#) handle for the system which will be used to create a session.
- `createFlags` is a bitmask of [XrVulkanDeviceCreateFlagBitsKHR](#)
- `pfnGetInstanceProcAddr` is a function pointer to `vkGetInstanceProcAddr` or a compatible entry point.
- `vulkanPhysicalDevice` **must** match [xrGetVulkanGraphicsDeviceKHR](#).
- `vulkanCreateInfo` is the [VkDeviceCreateInfo](#) as specified by Vulkan.
- `vulkanAllocator` is the [VkAllocationCallbacks](#) as specified by Vulkan.

If the `vulkanPhysicalDevice` parameter does not match the output of [xrGetVulkanGraphicsDeviceKHR](#), then the runtime **must** return `XR_ERROR_HANDLE_INVALID`.

Valid Usage (Implicit)

- The `XR_KHR_vulkan_enable2` extension **must** be enabled prior to using `XrVulkanDeviceCreateInfoKHR`
- `type` **must** be `XR_TYPE_VULKAN_DEVICE_CREATE_INFO_KHR`
- `next` **must** be `NULL` or a valid pointer to the [next structure in a structure chain](#)
- `createFlags` **must** be `0`
- `pfnGetInstanceProcAddr` **must** be a valid `PFN_vkGetInstanceProcAddr` value
- `vulkanPhysicalDevice` **must** be a valid `VkPhysicalDevice` value
- `vulkanCreateInfo` **must** be a pointer to a valid `VkDeviceCreateInfo` value
- If `vulkanAllocator` is not `NULL`, `vulkanAllocator` **must** be a pointer to a valid `VkAllocationCallbacks` value

`XrVulkanDeviceCreateFlagsKHR` specify details of device creation. The `XrVulkanDeviceCreateInfoKHR::createFlags` member is of the following type, and contains a bitwise-OR of zero or more of the bits defined in `XrVulkanDeviceCreateFlagBitsKHR`.

```
typedef XrFlags64 XrVulkanDeviceCreateFlagsKHR;
```

Valid bits for `XrVulkanDeviceCreateFlagsKHR` are defined by `XrVulkanDeviceCreateFlagBitsKHR`.

```
// Flag bits for XrVulkanDeviceCreateFlagsKHR
```

There are currently no Vulkan device creation flag bits defined. This is reserved for future use.

Queue Selection

Last, the application selects a `VkQueue` from the `VkDevice` that has the `VK_QUEUE_GRAPHICS_BIT` set.



Note

The runtime may schedule work on the `VkQueue` specified in the binding, or it may schedule work on any hardware queue in a foreign logical device.

Vulkan Graphics Binding

When creating a Vulkan-backed [XrSession](#), the application will chain a pointer to an [XrGraphicsBindingVulkan2KHR](#) to the [XrSessionCreateInfo](#) parameter of [xrCreateSession](#). With the data collected in the previous sections, the application now has all the necessary information to populate an [XrGraphicsBindingVulkan2KHR](#) structure for session creation.

```
// Provided by XR_KHR_vulkan_enable2
// XrGraphicsBindingVulkan2KHR is an alias for XrGraphicsBindingVulkanKHR
typedef struct XrGraphicsBindingVulkanKHR {
    XrStructureType    type;
    const void*        next;
    VkInstance          instance;
    VkPhysicalDevice    physicalDevice;
    VkDevice             device;
    uint32_t            queueFamilyIndex;
    uint32_t            queueIndex;
} XrGraphicsBindingVulkanKHR;

typedef XrGraphicsBindingVulkanKHR XrGraphicsBindingVulkan2KHR;
```

Member Descriptions

- `type` is the [XrStructureType](#) of this structure.
- `next` is `NULL` or a pointer to the next structure in a structure chain. No such structures are defined in core OpenXR or this extension.
- `instance` is a valid Vulkan [VkInstance](#).
- `physicalDevice` is a valid Vulkan [VkPhysicalDevice](#).
- `device` is a valid Vulkan [VkDevice](#).
- `queueFamilyIndex` is a valid queue family index on `device`.
- `queueIndex` is a valid queue index on `device` to be used for synchronization.

Valid Usage

- `instance` **must** have enabled a Vulkan API version in the range specified by [xrGetVulkanGraphicsRequirements2KHR](#)
- `instance` **must** have been created using [xrCreateVulkanInstanceKHR](#)
- `physicalDevice` `VkPhysicalDevice` **must** match the device specified by [xrGetVulkanGraphicsDevice2KHR](#)
- `device` **must** have been created using [xrCreateVulkanDeviceKHR](#)

Valid Usage (Implicit)

- The `XR_KHR_vulkan_enable2` extension **must** be enabled prior to using [XrGraphicsBindingVulkan2KHR](#)
- **Note:** [XrGraphicsBindingVulkan2KHR](#) is an alias for [XrGraphicsBindingVulkanKHR](#), so the following items replicate the implicit valid usage for [XrGraphicsBindingVulkanKHR](#)
- `type` **must** be `XR_TYPE_GRAPHICS_BINDING_VULKAN_KHR`
- `next` **must** be `NULL` or a valid pointer to the [next structure in a structure chain](#)
- `instance` **must** be a valid `VkInstance` value
- `physicalDevice` **must** be a valid `VkPhysicalDevice` value
- `device` **must** be a valid `VkDevice` value

Populating an [XrGraphicsBindingVulkan2KHR](#) structure with a member that does not meet the requirements outlined by this extension **may** result in undefined behavior by the OpenXR runtime.

The requirements outlined in this extension only apply to the `VkInstance`, `VkDevice`, `VkPhysicalDevice` and `VkQueue` objects which the application wishes to associate with an [XrGraphicsBindingVulkan2KHR](#).

12.21.3. Concurrency

Vulkan requires that concurrent access to a `VkQueue` from multiple threads be externally synchronized. Therefore, OpenXR functions that may access the `VkQueue` specified in the [XrGraphicsBindingVulkan2KHR](#) **must** also be externally synchronized by the OpenXR application.

The list of OpenXR functions where the OpenXR runtime **may** access the `VkQueue` are:

- [xrBeginFrame](#)
- [xrEndFrame](#)
- [xrAcquireSwapchainImage](#)
- [xrReleaseSwapchainImage](#)

The runtime **must** not access the `VkQueue` in any OpenXR function that is not listed above or in an extension definition.

Failure by the application to synchronize access to `VkQueue` **may** result in undefined behavior in the OpenXR runtime.

12.21.4. Swapchain Interactions

Swapchain Images

When an application interacts with `XrSwapchainImageBaseHeader` structures in a Vulkan-backed `XrSession`, the application can interpret these to be `XrSwapchainImageVulkan2KHR` structures. These are defined as:

```
// Provided by XR_KHR_vulkan_enable2
// XrSwapchainImageVulkan2KHR is an alias for XrSwapchainImageVulkanKHR
typedef struct XrSwapchainImageVulkanKHR {
    XrStructureType    type;
    void*              next;
    VkImage             image;
} XrSwapchainImageVulkanKHR;

typedef XrSwapchainImageVulkanKHR XrSwapchainImageVulkan2KHR;
```

Member Descriptions

- `type` is the `XrStructureType` of this structure.
- `next` is `NULL` or a pointer to the next structure in a structure chain. No such structures are defined in core OpenXR or this extension.
- `image` is a valid Vulkan `VkImage` to use.

If a given session was created with `XrGraphicsBindingVulkan2KHR`, the following conditions **must** apply.

- Calls to `xrEnumerateSwapchainImages` on an `XrSwapchain` in that session **must** return an array of `XrSwapchainImageVulkan2KHR` structures.
- Whenever an OpenXR function accepts an `XrSwapchainImageBaseHeader` pointer as a parameter in that session, the runtime **must** also accept a pointer to an `XrSwapchainImageVulkan2KHR`.

The OpenXR runtime **must** interpret the top-left corner of the swapchain image as the coordinate origin unless specified otherwise by extension functionality.

The OpenXR runtime **must** interpret the swapchain images in a clip space of positive Y pointing down, near Z plane at 0, and far Z plane at 1.

Valid Usage (Implicit)

- The `XR_KHR_vulkan_enable2` extension **must** be enabled prior to using `XrSwapchainImageVulkan2KHR`
- **Note:** `XrSwapchainImageVulkan2KHR` is an alias for `XrSwapchainImageVulkanKHR`, so the following items replicate the implicit valid usage for `XrSwapchainImageVulkanKHR`
- `type` **must** be `XR_TYPE_SWAPCHAIN_IMAGE_VULKAN_KHR`
- `next` **must** be `NULL` or a valid pointer to the `next` structure in a structure chain

Swapchain Image Layout

When an application acquires a swapchain image by calling `xrAcquireSwapchainImage` in a session created using `XrGraphicsBindingVulkan2KHR`, the OpenXR runtime **must** guarantee that:

- The image has a memory layout compatible with `VK_IMAGE_LAYOUT_COLOR_ATTACHMENT_OPTIMAL` for color images, or `VK_IMAGE_LAYOUT_DEPTH_STENCIL_ATTACHMENT_OPTIMAL` for depth images.
- The `VkQueue` specified in `XrGraphicsBindingVulkan2KHR` has ownership of the image.

When an application releases a swapchain image by calling `xrReleaseSwapchainImage`, in a session created using `XrGraphicsBindingVulkan2KHR`, the OpenXR runtime **must** interpret the image as:

- Having a memory layout compatible with `VK_IMAGE_LAYOUT_COLOR_ATTACHMENT_OPTIMAL` for color images, or `VK_IMAGE_LAYOUT_DEPTH_STENCIL_ATTACHMENT_OPTIMAL` for depth images.
- Being owned by the `VkQueue` specified in `XrGraphicsBindingVulkan2KHR`.
- Being referenced by command buffers submitted to the `VkQueue` specified in `XrGraphicsBindingVulkan2KHR` which have not yet completed execution.

The application is responsible for transitioning the swapchain image back to the image layout and queue ownership that the OpenXR runtime requires. If the image is not in a layout compatible with the above specifications the runtime **may** exhibit undefined behavior.

Swapchain Flag Bits

All `XrSwapchainUsageFlags` values passed in a session created using `XrGraphicsBindingVulkan2KHR` **must** be interpreted as follows by the runtime, so that the returned swapchain images used by the application may be used as if they were created with at least the specified `VkImageUsageFlagBits` or `VkImageCreateFlagBits` set.

XrSwapchainUsageFlagBits	Corresponding Vulkan flag bit
<code>XR_SWAPCHAIN_USAGE_COLOR_ATTACHMENT_BIT</code>	<code>VK_IMAGE_USAGE_COLOR_ATTACHMENT_BIT</code>
<code>XR_SWAPCHAIN_USAGE_DEPTH_STENCIL_ATTACHMENT_BIT</code>	<code>VK_IMAGE_USAGE_DEPTH_STENCIL_ATTACHMENT_BIT</code>
<code>XR_SWAPCHAIN_USAGE_UNORDERED_ACCESS_BIT</code>	<code>VK_IMAGE_USAGE_STORAGE_BIT</code>
<code>XR_SWAPCHAIN_USAGE_TRANSFER_SRC_BIT</code>	<code>VK_IMAGE_USAGE_TRANSFER_SRC_BIT</code>
<code>XR_SWAPCHAIN_USAGE_TRANSFER_DST_BIT</code>	<code>VK_IMAGE_USAGE_TRANSFER_DST_BIT</code>
<code>XR_SWAPCHAIN_USAGE_SAMPLED_BIT</code>	<code>VK_IMAGE_USAGE_SAMPLED_BIT</code>
<code>XR_SWAPCHAIN_USAGE_MUTABLE_FORMAT_BIT</code>	<code>VK_IMAGE_CREATE_MUTABLE_FORMAT_BIT</code>
<code>XR_SWAPCHAIN_USAGE_INPUT_ATTACHMENT_BIT_KHR</code> (Added by XR_KHR_swapchain_usage_input_attachment_bit and only available when that extension is enabled)	<code>VK_IMAGE_USAGE_INPUT_ATTACHMENT_BIT</code>

12.21.5. Appendix

Questions

- Should the [xrCreateVulkanDeviceKHR](#) and [xrCreateVulkanInstanceKHR](#) functions have an output parameter that returns the combined list of parameters used to create the Vulkan device/instance?
 - No. If the application is interested in capturing this data it can set the [pfnGetInstanceProcAddr](#) parameter to a local callback that captures the relevant information.

Quick Reference

New Enum Constants

[XrStructureType](#) enumeration is extended with:

- `XR_TYPE_GRAPHICS_REQUIREMENTS_VULKAN2_KHR` (alias of `XR_TYPE_GRAPHICS_REQUIREMENTS_VULKAN_KHR`)
- `XR_TYPE_GRAPHICS_BINDING_VULKAN2_KHR` (alias of `XR_TYPE_GRAPHICS_BINDING_VULKAN_KHR`)
- `XR_TYPE_SWAPCHAIN_IMAGE_VULKAN2_KHR` (alias of `XR_TYPE_SWAPCHAIN_IMAGE_VULKAN_KHR`)

New Structures

- [XrVulkanInstanceCreateInfoKHR](#)
- [XrVulkanDeviceCreateInfoKHR](#)
- [XrVulkanGraphicsDeviceGetInfoKHR](#)
- [XrGraphicsBindingVulkan2KHR](#) (alias of [XrGraphicsBindingVulkanKHR](#))
- [XrSwapchainImageVulkan2KHR](#) (alias of [XrSwapchainImageVulkanKHR](#))
- [XrGraphicsRequirementsVulkan2KHR](#) (alias of [XrGraphicsRequirementsVulkanKHR](#))

New Functions

- [xrCreateVulkanInstanceKHR](#)
- [xrCreateVulkanDeviceKHR](#)
- [xrGetVulkanGraphicsDevice2KHR](#)
- [xrGetVulkanGraphicsRequirements2KHR](#)

Version History

- Revision 1, 2020-05-04 (Andres Rodriguez)
 - Initial draft
- Revision 2, 2021-01-21 (Rylie Pavlik, Collabora, Ltd.)
 - Document mapping for [XrSwapchainUsageFlags](#)

12.22. XR_KHR_vulkan_swapchain_format_list

Name String

[XR_KHR_vulkan_swapchain_format_list](#)

Extension Type

Instance extension

Registered Extension Number

15

Revision

4

Extension and Version Dependencies

[OpenXR 1.0](#)
and
[XR_KHR_vulkan_enable](#)

Last Modified Date

2020-01-01

IP Status

No known IP claims.

Contributors

Paul Pedriana, Oculus
Dan Ginsburg, Valve

Overview

Vulkan has the `VK_KHR_image_format_list` extension which allows applications to tell the `vkCreateImage` function which formats the application intends to use when `VK_IMAGE_CREATE_MUTABLE_FORMAT_BIT` is specified. This OpenXR extension exposes that Vulkan extension to OpenXR applications. In the same way that a Vulkan-based application can pass a `VkImageFormatListCreateInfo` struct to the `vkCreateImage` function, an OpenXR application can pass an identically configured `XrVulkanSwapchainFormatListCreateInfoKHR` structure to `xrCreateSwapchain`.

Applications using this extension to specify more than one swapchain format must create OpenXR swapchains with the `XR_SWAPCHAIN_USAGE_MUTABLE_FORMAT_BIT` bit set.

Runtimes implementing this extension **must** support the `XR_KHR_vulkan_enable` or the `XR_KHR_vulkan_enable2` extension. When `XR_KHR_vulkan_enable` is used, the runtime **must** add `VK_KHR_image_format_list` to the list of extensions enabled in `xrCreateVulkanDeviceKHR`.

New Object Types

New Flag Types

New Enum Constants

`XrStructureType` enumeration is extended with:

```
XR_TYPE_VULKAN_SWAPCHAIN_FORMAT_LIST_CREATE_INFO_KHR
```

New Enums

New Structures

```
// Provided by XR_KHR_vulkan_swapchain_format_list
typedef struct XrVulkanSwapchainFormatListCreateInfoKHR {
    XrStructureType    type;
    const void*        next;
    uint32_t           viewFormatCount;
    const VkFormat*    viewFormats;
} XrVulkanSwapchainFormatListCreateInfoKHR;
```

Member Descriptions

- `type` is the `XrStructureType` of this structure.
- `next` is `NULL` or a pointer to the next structure in a structure chain. No such structures are defined in core OpenXR or this extension.
- `viewFormatCount` is the number of view formats passed in `viewFormats`.
- `viewFormats` is an array of `VkFormat`.

Valid Usage (Implicit)

- The `XR_KHR_vulkan_swapchain_format_list` extension **must** be enabled prior to using `XrVulkanSwapchainFormatListCreateInfoKHR`
- `type` **must** be `XR_TYPE_VULKAN_SWAPCHAIN_FORMAT_LIST_CREATE_INFO_KHR`
- `next` **must** be `NULL` or a valid pointer to the [next structure in a structure chain](#)
- If `viewFormatCount` is not 0, `viewFormats` **must** be a pointer to an array of `viewFormatCount` valid `VkFormat` values

New Functions

Issues

Version History

- Revision 1, 2017-09-13 (Paul Pedriana)
 - Initial proposal.
- Revision 2, 2018-06-21 (Bryce Hutchings)
 - Update reference of `XR_KHR_vulkan_extension_requirements` to `XR_KHR_vulkan_enable`
- Revision 3, 2020-01-01 (Andres Rodriguez)
 - Update for `XR_KHR_vulkan_enable2`
- Revision 4, 2021-01-21 (Rylie Pavlik, Collabora, Ltd.)
 - Fix reference to the mutable-format bit in Vulkan.

12.23.

XR_KHR_win32_convert_performance_counter_time

Name String

`XR_KHR_win32_convert_performance_counter_time`

Extension Type

Instance extension

Registered Extension Number

36

Revision

1

Extension and Version Dependencies

[OpenXR 1.0](#)

Last Modified Date

2019-01-24

IP Status

No known IP claims.

Contributors

Paul Pedriana, Oculus

Bryce Hutchings, Microsoft

Overview

This extension provides two functions for converting between the Windows performance counter (QPC) time stamps and [XrTime](#). The [xrConvertWin32PerformanceCounterToTimeKHR](#) function converts from Windows performance counter time stamps to [XrTime](#), while the [xrConvertTimeToWin32PerformanceCounterKHR](#) function converts [XrTime](#) to Windows performance counter time stamps. The primary use case for this functionality is to be able to synchronize events between the local system and the OpenXR system.

New Object Types**New Flag Types****New Enum Constants****New Enums****New Structures****New Functions**

To convert from a Windows performance counter time stamp to [XrTime](#), call:

```
// Provided by XR_KHR_win32_convert_performance_counter_time
XrResult xrConvertWin32PerformanceCounterToTimeKHR(
    XrInstance instance,
    const LARGE_INTEGER* performanceCounter,
    XrTime* time);
```

Parameter Descriptions

- `instance` is an `XrInstance` handle previously created with `xrCreateInstance`.
- `performanceCounter` is a time returned by `QueryPerformanceCounter`.
- `time` is the resulting `XrTime` that is equivalent to the `performanceCounter`.

The `xrConvertWin32PerformanceCounterToTimeKHR` function converts a time stamp obtained by the `QueryPerformanceCounter` Windows function to the equivalent `XrTime`.

If the output `time` cannot represent the input `performanceCounter`, the runtime **must** return `XR_ERROR_TIME_INVALID`.

Valid Usage (Implicit)

- The `XR_KHR_win32_convert_performance_counter_time` extension **must** be enabled prior to calling `xrConvertWin32PerformanceCounterToTimeKHR`
- `instance` **must** be a valid `XrInstance` handle
- `performanceCounter` **must** be a pointer to a valid `LARGE_INTEGER` value
- `time` **must** be a pointer to an `XrTime` value

Return Codes

Success

- `XR_SUCCESS`

Failure

- `XR_ERROR_FUNCTION_UNSUPPORTED`
- `XR_ERROR_VALIDATION_FAILURE`
- `XR_ERROR_RUNTIME_FAILURE`
- `XR_ERROR_HANDLE_INVALID`
- `XR_ERROR_INSTANCE_LOST`
- `XR_ERROR_TIME_INVALID`

To convert from `XrTime` to a Windows performance counter time stamp, call:

```
// Provided by XR_KHR_win32_convert_performance_counter_time
XrResult xrConvertTimeToWin32PerformanceCounterKHR(
    XrInstance          instance,
    XrTime              time,
    LARGE_INTEGER*     performanceCounter);
```

Parameter Descriptions

- `instance` is an `XrInstance` handle previously created with `xrCreateInstance`.
- `time` is an `XrTime`.
- `performanceCounter` is the resulting Windows performance counter time stamp that is equivalent to the `time`.

The `xrConvertTimeToWin32PerformanceCounterKHR` function converts an `XrTime` to time as if generated by the `QueryPerformanceCounter` Windows function.

If the output `performanceCounter` cannot represent the input `time`, the runtime **must** return `XR_ERROR_TIME_INVALID`.

Valid Usage (Implicit)

- The `XR_KHR_win32_convert_performance_counter_time` extension **must** be enabled prior to calling `xrConvertTimeToWin32PerformanceCounterKHR`
- `instance` **must** be a valid `XrInstance` handle
- `performanceCounter` **must** be a pointer to a `LARGE_INTEGER` value

Return Codes

Success

- `XR_SUCCESS`

Failure

- `XR_ERROR_FUNCTION_UNSUPPORTED`
- `XR_ERROR_VALIDATION_FAILURE`
- `XR_ERROR_RUNTIME_FAILURE`
- `XR_ERROR_HANDLE_INVALID`
- `XR_ERROR_INSTANCE_LOST`
- `XR_ERROR_TIME_INVALID`

Issues

Version History

- Revision 1, 2019-01-24 (Paul Pedriana)
 - Initial draft

Chapter 13. List of Deprecated Extensions

- [XR_KHR_locate_spaces](#)
- [XR_KHR_maintenance1](#)

13.1. XR_KHR_locate_spaces

Name String

`XR_KHR_locate_spaces`

Extension Type

Instance extension

Registered Extension Number

472

Revision

1

Extension and Version Dependencies

[OpenXR 1.0](#)

Deprecation State

- *Promoted to* [OpenXR 1.1](#)

Last Modified Date

2024-01-19

IP Status

No known IP claims.

Contributors

Yin Li, Microsoft
Bryce Hutchings, Microsoft
Andreas Loeve Selvik, Meta Platforms
John Kearney, Meta Platforms
Robert Blenkinsopp, Ultraleap
Rylie Pavlik, Collabora
Ron Bessems, Magic Leap
Jakob Bornecrantz, NVIDIA

13.1.1. Overview

This extension introduces the [xrLocateSpacesKHR](#) function, which enables applications to locate an array of spaces in a single function call. Runtimes **may** provide performance benefits for applications that use many spaces.

Compared to the [xrLocateSpace](#) function, the new [xrLocateSpacesKHR](#) function also provides extensible input parameters for future extensions to extend using additional chained structures.

13.1.2. Locate spaces

Applications **can** use [xrLocateSpacesKHR](#) function to locate an array of spaces.

The [xrLocateSpacesKHR](#) function is defined as:

```
// Provided by XR_KHR_locate_spaces
XrResult xrLocateSpacesKHR(
    XrSession          session,
    const XrSpacesLocateInfo* locateInfo,
    XrSpaceLocations* spaceLocations);
```

Parameter Descriptions

- **session** is an [XrSession](#) handle previously created with [xrCreateSession](#).
- **locateInfo** is a pointer to an [XrSpacesLocateInfoKHR](#) that provides the input information to locate spaces.
- **spaceLocations** is a pointer to an [XrSpaceLocationsKHR](#) for the runtime to return the locations of the specified spaces in the base space.

[xrLocateSpacesKHR](#) provides the physical location of one or more spaces in a base space at a specified time, if currently known by the runtime.

The [XrSpacesLocateInfoKHR::time](#), the [XrSpacesLocateInfoKHR::baseSpace](#), and each space in [XrSpacesLocateInfoKHR::spaces](#), in the **locateInfo** parameter, all follow the same specifics as the corresponding inputs to the [xrLocateSpace](#) function.

Valid Usage (Implicit)

- The [XR_KHR_locate_spaces](#) extension **must** be enabled prior to calling [xrLocateSpacesKHR](#)
- **session** **must** be a valid [XrSession](#) handle
- **locateInfo** **must** be a pointer to a valid [XrSpacesLocateInfo](#) structure
- **spaceLocations** **must** be a pointer to an [XrSpaceLocations](#) structure

Return Codes

Success

- XR_SUCCESS
- XR_SESSION_LOSS_PENDING

Failure

- XR_ERROR_FUNCTION_UNSUPPORTED
- XR_ERROR_VALIDATION_FAILURE
- XR_ERROR_RUNTIME_FAILURE
- XR_ERROR_HANDLE_INVALID
- XR_ERROR_INSTANCE_LOST
- XR_ERROR_SESSION_LOST
- XR_ERROR_SIZE_INSUFFICIENT
- XR_ERROR_TIME_INVALID

The `XrSpacesLocateInfoKHR` structure is defined as:

```
// Provided by XR_KHR_locate_spaces
// XrSpacesLocateInfoKHR is an alias for XrSpacesLocateInfo
typedef struct XrSpacesLocateInfo {
    XrStructureType    type;
    const void*        next;
    XrSpace             baseSpace;
    XrTime              time;
    uint32_t            spaceCount;
    const XrSpace*      spaces;
} XrSpacesLocateInfo;

typedef XrSpacesLocateInfo XrSpacesLocateInfoKHR;
```


Member Descriptions

- `type` is the `XrStructureType` of this structure.
- `next` is `NULL` or a pointer to the next structure in a structure chain. No such structures are defined in core OpenXR or this extension.
- `baseSpace` identifies the underlying space in which to locate `spaces`.
- `time` is the time for which the location is requested.
- `spaceCount` is a `uint32_t` specifying the count of elements in the `spaces` array.
- `spaces` is an array of valid `XrSpace` handles to be located.

The `time`, the `baseSpace`, and each space in `spaces` all follow the same specifics as the corresponding inputs to the `xrLocateSpace` function.

The `baseSpace` and all of the `XrSpace` handles in the `spaces` array **must** be valid and share the same parent `XrSession`.

If the `time` is invalid, the `xrLocateSpacesKHR` **must** return `XR_ERROR_TIME_INVALID`.

The `spaceCount` **must** be a positive number, i.e. the array `spaces` **must** not be empty. Otherwise, the runtime **must** return `XR_ERROR_VALIDATION_FAILURE`.

Valid Usage (Implicit)

- The `XR_KHR_locate_spaces` extension **must** be enabled prior to using `XrSpacesLocateInfoKHR`
- **Note:** `XrSpacesLocateInfoKHR` is an alias for `XrSpacesLocateInfo`, so the following items replicate the implicit valid usage for `XrSpacesLocateInfo`
- `type` **must** be `XR_TYPE_SPACES_LOCATE_INFO`
- `next` **must** be `NULL` or a valid pointer to the `next structure in a structure chain`
- `baseSpace` **must** be a valid `XrSpace` handle
- `spaces` **must** be a pointer to an array of `spaceCount` valid `XrSpace` handles
- The `spaceCount` parameter **must** be greater than `0`
- Both of `baseSpace` and the elements of `spaces` **must** have been created, allocated, or retrieved from the same `XrSession`

The `XrSpaceLocationsKHR` structure is defined as:

```

// Provided by XR_KHR_locate_spaces
// XrSpaceLocationsKHR is an alias for XrSpaceLocations
typedef struct XrSpaceLocations {
    XrStructureType    type;
    void*              next;
    uint32_t           locationCount;
    XrSpaceLocationData* locations;
} XrSpaceLocations;

typedef XrSpaceLocations XrSpaceLocationsKHR;

```

Member Descriptions

- `type` is the `XrStructureType` of this structure.
- `next` is `NULL` or a pointer to the next structure in a structure chain, such as `XrSpaceVelocitiesKHR`.
- `locationCount` is a `uint32_t` specifying the count of elements in the `locations` array.
- `locations` is an array of `XrSpaceLocationsKHR` for the runtime to populate with the locations of the specified spaces in the `XrSpacesLocateInfoKHR::baseSpace` at the specified `XrSpacesLocateInfoKHR::time`.

The `XrSpaceLocationsKHR` structure contains an array of space locations in the member `locations`, to be used as output for `xrLocateSpacesKHR`. The application **must** allocate this array to be populated with the function output. The `locationCount` value **must** be the same as `XrSpacesLocateInfoKHR::spaceCount`, otherwise, the `xrLocateSpacesKHR` function **must** return `XR_ERROR_VALIDATION_FAILURE`.

Valid Usage (Implicit)

- The `XR_KHR_locate_spaces` extension **must** be enabled prior to using `XrSpaceLocationsKHR`
- **Note:** `XrSpaceLocationsKHR` is an alias for `XrSpaceLocations`, so the following items replicate the implicit valid usage for `XrSpaceLocations`
- `type` **must** be `XR_TYPE_SPACE_LOCATIONS`
- `next` **must** be `NULL` or a valid pointer to the next structure in a structure chain. See also: `XrSpaceVelocities`
- `locations` **must** be a pointer to an array of `locationCount` `XrSpaceLocationData` structures
- The `locationCount` parameter **must** be greater than `0`

The `XrSpaceLocationDataKHR` structure is defined as:

```

// Provided by XR_KHR_locate_spaces
// XrSpaceLocationDataKHR is an alias for XrSpaceLocationData
typedef struct XrSpaceLocationData {
    XrSpaceLocationFlags    locationFlags;
    XrPosef                 pose;
} XrSpaceLocationData;

typedef XrSpaceLocationData XrSpaceLocationDataKHR;

```

Member Descriptions

- `locationFlags` is a bitfield, with bit masks defined in [XrSpaceLocationFlagBits](#). It behaves the same as [XrSpaceLocation::locationFlags](#).
- `pose` is an [XrPosef](#) that behaves the same as [XrSpaceLocation::pose](#).

This is a single element of the array in [XrSpaceLocationsKHR::locations](#), and is used to return the pose and location flags for a single space with respect to the specified base space from a call to [xrLocateSpacesKHR](#). It does not accept chained structures to allow for easier use in dynamically allocated container datatypes. Chained structures are possible with the [XrSpaceLocationsKHR](#) that describes an array of these elements.

Valid Usage (Implicit)

- The [XR_KHR_locate_spaces](#) extension **must** be enabled prior to using [XrSpaceLocationDataKHR](#)

13.1.3. Locate space velocities

Applications **can** request the velocities of spaces by chaining the [XrSpaceVelocitiesKHR](#) structure to the next pointer of [XrSpaceLocationsKHR](#) when calling [xrLocateSpacesKHR](#).

The [XrSpaceVelocitiesKHR](#) structure is defined as:

```

// Provided by XR_KHR_locate_spaces
// XrSpaceVelocitiesKHR is an alias for XrSpaceVelocities
typedef struct XrSpaceVelocities {
    XrStructureType    type;
    void*              next;
    uint32_t           velocityCount;
    XrSpaceVelocityData* velocities;
} XrSpaceVelocities;

typedef XrSpaceVelocities XrSpaceVelocitiesKHR;

```

Member Descriptions

- `type` is the `XrStructureType` of this structure.
- `next` is `NULL` or a pointer to the next structure in a structure chain.
- `velocityCount` is a `uint32_t` specifying the count of elements in the `velocities` array.
- `velocities` is an array of `XrSpaceVelocityDataKHR` for the runtime to populate with the velocities of the specified spaces in the `XrSpacesLocateInfoKHR::baseSpace` at the specified `XrSpacesLocateInfoKHR::time`.

The `velocities` member contains an array of space velocities in the member `velocities`, to be used as output for `xrLocateSpacesKHR`. The application **must** allocate this array to be populated with the function output. The `velocityCount` value **must** be the same as `XrSpacesLocateInfoKHR::spaceCount`, otherwise, the `xrLocateSpacesKHR` function **must** return `XR_ERROR_VALIDATION_FAILURE`.

Valid Usage (Implicit)

- The `XR_KHR_locate_spaces` extension **must** be enabled prior to using `XrSpaceVelocitiesKHR`
- **Note:** `XrSpaceVelocitiesKHR` is an alias for `XrSpaceVelocities`, so the following items replicate the implicit valid usage for `XrSpaceVelocities`
- `type` **must** be `XR_TYPE_SPACE_VELOCITIES`
- `next` **must** be `NULL` or a valid pointer to the `next structure in a structure chain`
- `velocities` **must** be a pointer to an array of `velocityCount` `XrSpaceVelocityData` structures
- The `velocityCount` parameter **must** be greater than `0`

The `XrSpaceVelocityDataKHR` structure is defined as:

```

// Provided by XR_KHR_locate_spaces
// XrSpaceVelocityDataKHR is an alias for XrSpaceVelocityData
typedef struct XrSpaceVelocityData {
    XrSpaceVelocityFlags    velocityFlags;
    XrVector3f              linearVelocity;
    XrVector3f              angularVelocity;
} XrSpaceVelocityData;

typedef XrSpaceVelocityData XrSpaceVelocityDataKHR;

```

Member Descriptions

- `velocityFlags` is a bitfield, with bit values defined in [XrSpaceVelocityFlagBits](#). It behaves the same as [XrSpaceVelocity::velocityFlags](#).
- `linearVelocity` is an [XrVector3f](#). It behaves the same as [XrSpaceVelocity::linearVelocity](#).
- `angularVelocity` is an [XrVector3f](#). It behaves the same as [XrSpaceVelocity::angularVelocity](#).

This is a single element of the array in [XrSpaceVelocitiesKHR::velocities](#), and is used to return the linear and angular velocity and velocity flags for a single space with respect to the specified base space from a call to [xrLocateSpacesKHR](#). It does not accept chained structures to allow for easier use in dynamically allocated container datatypes.

Valid Usage (Implicit)

- The [XR_KHR_locate_spaces](#) extension **must** be enabled prior to using [XrSpaceVelocityDataKHR](#)

13.1.4. Example code for [xrLocateSpacesKHR](#)

The following example code shows how an application retrieves both the location and velocity of one or more spaces in a base space at a given time using the [xrLocateSpacesKHR](#) function.

```

XrInstance instance; // previously initialized
XrSession session; // previously initialized
XrSpace baseSpace; // previously initialized
std::vector<XrSpace> spacesToLocate; // previously initialized

// Prepare output buffers to receive data and get reused in frame loop.
std::vector<XrSpaceLocationDataKHR> locationBuffer(spacesToLocate.size());
std::vector<XrSpaceVelocityDataKHR> velocityBuffer(spacesToLocate.size());

// Get function pointer for xrLocateSpacesKHR.

```

```

PFN_xrLocateSpacesKHR xrLocateSpacesKHR;
CHK_XR(xrGetInstanceProcAddr(instance, "xrLocateSpacesKHR",
                             reinterpret_cast<PFN_xrVoidFunction*>(
                                 &xrLocateSpacesKHR)));

// application frame loop
while (1) {
    // Typically the time is the predicted display time returned from xrWaitFrame.
    XrTime displayTime; // previously initialized.

    XrSpacesLocateInfoKHR locateInfo{XR_TYPE_SPACES_LOCATE_INFO_KHR};
    locateInfo.baseSpace = baseSpace;
    locateInfo.time = displayTime;
    locateInfo.spaceCount = (uint32_t)spacesToLocate.size();
    locateInfo.spaces = spacesToLocate.data();

    XrSpaceLocationsKHR locations{XR_TYPE_SPACES_LOCATE_INFO_KHR};
    locations.locationCount = (uint32_t)locationBuffer.size();
    locations.locations = locationBuffer.data();

    XrSpaceVelocitiesKHR velocities{XR_TYPE_SPACE_VELOCITIES_KHR};
    velocities.velocityCount = (uint32_t)velocityBuffer.size();
    velocities.velocities = velocityBuffer.data();

    locations.next = &velocities;
    CHK_XR(xrLocateSpacesKHR(session, &locateInfo, &locations));

    for (uint32_t i = 0; i < spacesToLocate.size(); i++) {
        const auto positionAndOrientationTracked =
            XR_SPACE_LOCATION_POSITION_TRACKED_BIT |
XR_SPACE_LOCATION_ORIENTATION_TRACKED_BIT;
        const auto orientationOnlyTracked = XR_SPACE_LOCATION_ORIENTATION_TRACKED_BIT;

        if ((locationBuffer[i].locationFlags & positionAndOrientationTracked) ==
positionAndOrientationTracked) {
            // if the location is 6dof tracked
            do_something(locationBuffer[i].pose.position);
            do_something(locationBuffer[i].pose.orientation);

            const auto velocityValidBits =
                XR_SPACE_VELOCITY_LINEAR_VALID_BIT | XR_SPACE_VELOCITY_ANGULAR_VALID_BIT;
            if ((velocityBuffer[i].velocityFlags & velocityValidBits) ==
velocityValidBits) {
                do_something(velocityBuffer[i].linearVelocity);
                do_something(velocityBuffer[i].angularVelocity);
            }
        }
        else if ((locationBuffer[i].locationFlags & orientationOnlyTracked) ==

```

```

orientationOnlyTracked) {
    // if the location is 3dof tracked
    do_something(locationBuffer[i].pose.orientation);

    if ((velocityBuffer[i].velocityFlags & XR_SPACE_VELOCITY_ANGULAR_VALID_BIT)
== XR_SPACE_VELOCITY_ANGULAR_VALID_BIT) {
        do_something(velocityBuffer[i].angularVelocity);
    }
}
}
}
}
}

```

New Object Types

New Flag Types

New Enum Constants

[XrStructureType](#) enumeration is extended with:

- [XR_TYPE_SPACES_LOCATE_INFO_KHR](#)
- [XR_TYPE_SPACE_LOCATIONS_KHR](#)
- [XR_TYPE_SPACE_VELOCITIES_KHR](#)

New Enums

New Structures

- [XrSpacesLocateInfoKHR](#)
- [XrSpaceLocationsKHR](#)
- [XrSpaceLocationDataKHR](#)
- [XrSpaceVelocitiesKHR](#)
- [XrSpaceVelocityDataKHR](#)

New Functions

- [xrLocateSpacesKHR](#)

Issues

Version History

- Revision 1, 2023-04-22 (Yin LI)
 - Initial extension description

13.2. XR_KHR_maintenance1

Name String

`XR_KHR_maintenance1`

Extension Type

Instance extension

Registered Extension Number

711

Revision

1

Extension and Version Dependencies

[OpenXR 1.0](#)

API Interactions

- Interacts with `XR_BD_controller_interaction`
- Interacts with `XR_EXT_hp_mixed_reality_controller`
- Interacts with `XR_EXT_samsung_odyssey_controller`
- Interacts with `XR_FB_touch_controller_pro`
- Interacts with `XR_HTCX_vive_tracker_interaction`
- Interacts with `XR_HTC_hand_interaction`
- Interacts with `XR_HTC_vive_cosmos_controller_interaction`
- Interacts with `XR_HTC_vive_focus3_controller_interaction`
- Interacts with `XR_HUAWEI_controller_interaction`
- Interacts with `XR_META_touch_controller_plus`
- Interacts with `XR_ML_ml2_controller_interaction`
- Interacts with `XR_MSFT_hand_interaction`
- Interacts with `XR_OPPO_controller_interaction`
- Interacts with `XR_YVR_controller_interaction`

Deprecation State

- *Promoted* to [OpenXR 1.1](#)

Last Modified Date

2023-10-25

IP Status

No known IP claims.

Contributors

Ron Bessems, Magic Leap
Karthik Kadappan, Magic Leap
Rylie Pavlik, Collabora
Nihav Jain, Google
Lachlan Ford, Google
John Kearney, Meta
Yin Li, Microsoft
Robert Blenkinsopp, Ultraleap

13.2.1. Overview

[XR_KHR_maintenance1](#) adds a collection of minor features that were intentionally left out or overlooked from the original OpenXR 1.0 release. All are promoted to the OpenXR 1.1 release.

```
// Provided by XR_KHR_maintenance1
// XrColor3fKHR is an alias for XrColor3f
typedef struct XrColor3f {
    float    r;
    float    g;
    float    b;
} XrColor3f;

typedef XrColor3f XrColor3fKHR;
```

```
// Provided by XR_KHR_maintenance1
// XrExtent3DfKHR is an alias for XrExtent3Df
typedef struct XrExtent3Df {
    float    width;
    float    height;
    float    depth;
} XrExtent3Df;

typedef XrExtent3Df XrExtent3DfKHR;
```

```
// Provided by XR_KHR_maintenance1
// XrSpherefKHR is an alias for XrSpheref
typedef struct XrSpheref {
    XrPosef    center;
    float      radius;
} XrSpheref;

typedef XrSpheref XrSpherefKHR;
```

```
// Provided by XR_KHR_maintenance1
// XrBoxfKHR is an alias for XrBoxf
typedef struct XrBoxf {
    XrPosef    center;
    XrExtent3Df extents;
} XrBoxf;

typedef XrBoxf XrBoxfKHR;
```

```
// Provided by XR_KHR_maintenance1
// XrFrustumfKHR is an alias for XrFrustumf
typedef struct XrFrustumf {
    XrPosef    pose;
    XrFovf     fov;
    float      nearZ;
    float      farZ;
} XrFrustumf;

typedef XrFrustumf XrFrustumfKHR;
```

13.2.2. New Structures

- [XrBoxfKHR](#)
- [XrColor3fKHR](#)
- [XrExtent3DfKHR](#)
- [XrFrustumfKHR](#)
- [XrSpherefKHR](#)

13.2.3. New Enum Constants

- `XR_KHR_MAINTENANCE1_EXTENSION_NAME`
- `XR_KHR_maintenance1_SPEC_VERSION`
- Extending `XrResult`:
 - `XR_ERROR_EXTENSION_DEPENDENCY_NOT_ENABLED_KHR`
 - `XR_ERROR_PERMISSION_INSUFFICIENT_KHR`

13.2.4. Version History

- Revision 1, 2023-10-25 (Ron Bessems)
 - Initial extension description

Chapter 14. Core Revisions (Informative)

New minor versions of the OpenXR API are defined periodically by the Khronos OpenXR Working Group. These consist of some amount of additional functionality added to the core API, potentially including both new functionality and functionality promoted from extensions.

14.1. Version 1.1

14.1.1. OpenXR 1.1 Promotions

OpenXR version 1.1 promoted a number of key extensions into the core API:

- `XR_KHR_locate_spaces`
- `XR_KHR_maintenance1`
- `XR_EXT_hp_mixed_reality_controller`
- `XR_EXT_local_floor`
- `XR_EXT_palm_pose`
- `XR_EXT_samsung_odyssey_controller`
- `XR_EXT_uuid`
- `XR_BD_controller_interaction`
- `XR_HTC_vive_cosmos_controller_interaction`
- `XR_HTC_vive_focus3_controller_interaction`
- `XR_ML_m12_controller_interaction`
- `XR_VARJO_quad_views`

All differences in behavior between these extensions and the corresponding OpenXR 1.1 functionality are summarized below.

Differences Relative to `XR_EXT_local_floor`

The definition of this space was made more precise, and it was clarified that the mandatory support of this space does **not** dictate any particular quality of floor level estimation. Applications that can provide a head-relative interaction experience in the absence of a defined stage continue to use `LOCAL` space, while those that need higher quality assertions about floor level continue to use `STAGE` space or scene understanding extensions to detect floor level. The (mandatory) presence of this space when enumerating reference spaces is a convenience for portability rather than an assertion that e.g. floor detection scene understanding has taken place or that the floor is inherently walkable.

Differences Relative to [XR_EXT_palm_pose](#)

The input identifier `palm_ext` defined in the extension has been renamed to `grip_surface` to more clearly describe its intended use and distinguish it from hand tracking.

Differences Relative to [XR_VARJO_quad_views](#)

The view configuration type enumerant `XR_VIEW_CONFIGURATION_TYPE_PRIMARY_QUAD_VARJO` was renamed to `XR_VIEW_CONFIGURATION_TYPE_PRIMARY_STEREO_WITH_FOVEATED_INSET`, to clarify that it is not vendor-specific nor the only way four views are possible. In OpenXR 1.1, a runtime **may** support `XR_VIEW_CONFIGURATION_TYPE_PRIMARY_STEREO_WITH_FOVEATED_INSET`, but this is **optional** like the other view configuration types. Use [xrEnumerateViewConfigurations](#) to determine if it is provided, rather than using the presence or absence of the extension.

14.1.2. Additional OpenXR 1.1 Changes

In addition to the promoted extensions described above, OpenXR 1.1 changed the following:

- Substantial clarifications in the input and fundamentals chapters, intended to be non-substantive.
- Added the following legacy interaction profiles to represent specific controllers shipped under the Oculus/Meta Touch name and previously grouped into a single [Oculus Touch interaction profile](#):
 - [/interaction_profiles/meta/touch_controller_rift_cv1](#) - [Meta Touch Controller \(Rift CV1\) Profile](#)
 - [/interaction_profiles/meta/touch_controller_quest_1_rift_s](#) - [Meta Touch Controller \(Rift S / Quest 1\) Profile](#)
 - [/interaction_profiles/meta/touch_controller_quest_2](#) - [Meta Touch Controller \(Quest 2\) Profile](#)

14.1.3. New Commands

- [xrLocateSpaces](#)

14.1.4. New Structures

- [XrBoxf](#)
- [XrColor3f](#)
- [XrExtent3Df](#)
- [XrFrustumf](#)
- [XrSpaceLocationData](#)
- [XrSpaceLocations](#)
- [XrSpaceVelocityData](#)
- [XrSpacesLocateInfo](#)
- [XrSpheref](#)

- [XrUuid](#)
- Extending [XrSpaceLocations](#):
 - [XrSpaceVelocities](#)

14.1.5. New Enum Constants

- [XR_UUID_SIZE](#)
- Extending [XrReferenceSpaceType](#):
 - [XR_REFERENCE_SPACE_TYPE_LOCAL_FLOOR](#)
- Extending [XrResult](#):
 - [XR_ERROR_EXTENSION_DEPENDENCY_NOT_ENABLED](#)
 - [XR_ERROR_PERMISSION_INSUFFICIENT](#)
- Extending [XrStructureType](#):
 - [XR_TYPE_SPACES_LOCATE_INFO](#)
 - [XR_TYPE_SPACE_LOCATIONS](#)
 - [XR_TYPE_SPACE_VELOCITIES](#)
- Extending [XrViewConfigurationType](#):
 - [XR_VIEW_CONFIGURATION_TYPE_PRIMARY_STEREO_WITH_FOVEATED_INSET](#)

14.2. Loader Runtime and API Layer Negotiation Version 1.0

The OpenXR version 1.0.33 patch release included ratification of the runtime and API layer negotiation API, associated with the identifier [XR_LOADER_VERSION_1_0](#), substantially unchanged from the unratified form previously described in the loader design document. This interface is intended for use only between the loader, runtimes, and API layers, and is not typically directly used by an application.

14.2.1. New Macros

- [XR_API_LAYER_CREATE_INFO_STRUCT_VERSION](#)
- [XR_API_LAYER_INFO_STRUCT_VERSION](#)
- [XR_API_LAYER_MAX_SETTINGS_PATH_SIZE](#)
- [XR_API_LAYER_NEXT_INFO_STRUCT_VERSION](#)
- [XR_CURRENT_LOADER_API_LAYER_VERSION](#)
- [XR_CURRENT_LOADER_RUNTIME_VERSION](#)
- [XR_LOADER_INFO_STRUCT_VERSION](#)

- [XR_RUNTIME_INFO_STRUCT_VERSION](#)

14.2.2. New Commands

- [xrCreateApiLayerInstance](#)
- [xrNegotiateLoaderApiLayerInterface](#)
- [xrNegotiateLoaderRuntimeInterface](#)

14.3. Version 1.0

OpenXR version 1.0 defined the initial core API.

14.3.1. New Macros

- [XR_CURRENT_API_VERSION](#)
- [XR_DEFINE_HANDLE](#)
- [XR_DEFINE_OPAQUE_64](#)
- [XR_EXTENSION_ENUM_BASE](#)
- [XR_EXTENSION_ENUM_STRIDE](#)
- [XR_FAILED](#)
- [XR_FREQUENCY_UNSPECIFIED](#)
- [XR_INFINITE_DURATION](#)
- [XR_MAX_EVENT_DATA_SIZE](#)
- [XR_MAY_ALIAS](#)
- [XR_MIN_COMPOSITION_LAYERS_SUPPORTED](#)
- [XR_MIN_HAPTIC_DURATION](#)
- [XR_NO_DURATION](#)
- [XR_NULL_HANDLE](#)
- [XR_NULL_PATH](#)
- [XR_NULL_SYSTEM_ID](#)
- [XR_SUCCEEDED](#)
- [XR_UNQUALIFIED_SUCCESS](#)
- [XR_VERSION_MAJOR](#)
- [XR_VERSION_MINOR](#)
- [XR_VERSION_PATCH](#)

14.3.2. New Base Types

- [XrVersion](#)

14.3.3. New Commands

- [xrAcquireSwapchainImage](#)
- [xrApplyHapticFeedback](#)
- [xrAttachSessionActionSets](#)
- [xrBeginFrame](#)
- [xrBeginSession](#)
- [xrCreateAction](#)
- [xrCreateActionSet](#)
- [xrCreateActionSpace](#)
- [xrCreateInstance](#)
- [xrCreateReferenceSpace](#)
- [xrCreateSession](#)
- [xrCreateSwapchain](#)
- [xrDestroyAction](#)
- [xrDestroyActionSet](#)
- [xrDestroyInstance](#)
- [xrDestroySession](#)
- [xrDestroySpace](#)
- [xrDestroySwapchain](#)
- [xrEndFrame](#)
- [xrEndSession](#)
- [xrEnumerateApiLayerProperties](#)
- [xrEnumerateBoundSourcesForAction](#)
- [xrEnumerateEnvironmentBlendModes](#)
- [xrEnumerateInstanceExtensionProperties](#)
- [xrEnumerateReferenceSpaces](#)
- [xrEnumerateSwapchainFormats](#)
- [xrEnumerateSwapchainImages](#)
- [xrEnumerateViewConfigurationViews](#)

- [xrEnumerateViewConfigurations](#)
- [xrGetActionStateBoolean](#)
- [xrGetActionStateFloat](#)
- [xrGetActionStatePose](#)
- [xrGetActionStateVector2f](#)
- [xrGetCurrentInteractionProfile](#)
- [xrGetInputSourceLocalizedName](#)
- [xrGetInstanceProcAddr](#)
- [xrGetInstanceProperties](#)
- [xrGetReferenceSpaceBoundsRect](#)
- [xrGetSystem](#)
- [xrGetSystemProperties](#)
- [xrGetViewConfigurationProperties](#)
- [xrLocateSpace](#)
- [xrLocateViews](#)
- [xrPathToString](#)
- [xrPollEvent](#)
- [xrReleaseSwapchainImage](#)
- [xrRequestExitSession](#)
- [xrResultToString](#)
- [xrStopHapticFeedback](#)
- [xrStringToPath](#)
- [xrStructureTypeToString](#)
- [xrSuggestInteractionProfileBindings](#)
- [xrSyncActions](#)
- [xrWaitFrame](#)
- [xrWaitSwapchainImage](#)

14.3.4. New Structures

- [XrBaseInStructure](#)
- [XrBaseOutStructure](#)
- [XrColor4f](#)
- [XrCompositionLayerProjection](#)

- [XrCompositionLayerQuad](#)
- [XrEventDataBaseHeader](#)
- [XrEventDataEventsLost](#)
- [XrEventDataInstanceLossPending](#)
- [XrEventDataInteractionProfileChanged](#)
- [XrEventDataReferenceSpaceChangePending](#)
- [XrEventDataSessionStateChanged](#)
- [XrExtent2Df](#)
- [XrHapticVibration](#)
- [XrOffset2Df](#)
- [XrRect2Df](#)
- [XrVector4f](#)
- Extending [XrSpaceLocation](#):
 - [XrSpaceVelocity](#)

14.3.5. New Enums

- [XrObjectType](#)

14.3.6. New Headers

- [openxr_platform_defines](#)

14.3.7. New Enum Constants

- [XR_FALSE](#)
- [XR_MAX_API_LAYER_DESCRIPTION_SIZE](#)
- [XR_MAX_API_LAYER_NAME_SIZE](#)
- [XR_MAX_APPLICATION_NAME_SIZE](#)
- [XR_MAX_ENGINE_NAME_SIZE](#)
- [XR_MAX_EXTENSION_NAME_SIZE](#)
- [XR_MAX_PATH_LENGTH](#)
- [XR_MAX_RESULT_STRING_SIZE](#)
- [XR_MAX_RUNTIME_NAME_SIZE](#)
- [XR_MAX_STRUCTURE_NAME_SIZE](#)
- [XR_MAX_SYSTEM_NAME_SIZE](#)

- XR_TRUE

Appendix

Code Style Conventions

These are the code style conventions used in this specification to define the API.

Conventions

- Enumerants and defines are all upper case with words separated by an underscore.
- Neither type, function or member names contain underscores.
- Structure members start with a lower case character and each consecutive word starts with a capital.
- A structure that has a pointer to an array includes a structure member named `fooCount` of type `uint32_t` to denote the number of elements in the array of `foo`.
- A structure that has a pointer to an array lists the `fooCount` member first and then the array pointer.
- Unless a negative value has a clearly defined meaning all `fooCount` variables are unsigned.
- Function parameters that are modified are always listed last.

Prefixes are used in the API to denote specific semantic meaning of names, or as a label to avoid name clashes, and are explained here:

Prefix	Description
<code>XR_</code>	Enumerants and defines are prefixed with these characters.
<code>Xr</code>	Non-function-pointer types are prefixed with these characters.
<code>xr</code>	Functions are prefixed with these characters.
<code>PFN_xr</code>	Function pointer types are prefixed with these characters.

Application Binary Interface

This section describes additional definitions and conventions that define the application binary interface.

Structure Types

```
typedef enum XrStructureType {
    XR_TYPE_UNKNOWN = 0,
    XR_TYPE_API_LAYER_PROPERTIES = 1,
    XR_TYPE_EXTENSION_PROPERTIES = 2,
    XR_TYPE_INSTANCE_CREATE_INFO = 3,
    XR_TYPE_SYSTEM_GET_INFO = 4,
    XR_TYPE_SYSTEM_PROPERTIES = 5,
    XR_TYPE_VIEW_LOCATE_INFO = 6,
    XR_TYPE_VIEW = 7,
    XR_TYPE_SESSION_CREATE_INFO = 8,
    XR_TYPE_SWAPCHAIN_CREATE_INFO = 9,
    XR_TYPE_SESSION_BEGIN_INFO = 10,
    XR_TYPE_VIEW_STATE = 11,
    XR_TYPE_FRAME_END_INFO = 12,
    XR_TYPE_HAPTIC_VIBRATION = 13,
    XR_TYPE_EVENT_DATA_BUFFER = 16,
    XR_TYPE_EVENT_DATA_INSTANCE_LOSS_PENDING = 17,
    XR_TYPE_EVENT_DATA_SESSION_STATE_CHANGED = 18,
    XR_TYPE_ACTION_STATE_BOOLEAN = 23,
    XR_TYPE_ACTION_STATE_FLOAT = 24,
    XR_TYPE_ACTION_STATE_VECTOR2F = 25,
    XR_TYPE_ACTION_STATE_POSE = 27,
    XR_TYPE_ACTION_SET_CREATE_INFO = 28,
    XR_TYPE_ACTION_CREATE_INFO = 29,
    XR_TYPE_INSTANCE_PROPERTIES = 32,
    XR_TYPE_FRAME_WAIT_INFO = 33,
    XR_TYPE_COMPOSITION_LAYER_PROJECTION = 35,
    XR_TYPE_COMPOSITION_LAYER_QUAD = 36,
    XR_TYPE_REFERENCE_SPACE_CREATE_INFO = 37,
    XR_TYPE_ACTION_SPACE_CREATE_INFO = 38,
    XR_TYPE_EVENT_DATA_REFERENCE_SPACE_CHANGE_PENDING = 40,
    XR_TYPE_VIEW_CONFIGURATION_VIEW = 41,
    XR_TYPE_SPACE_LOCATION = 42,
    XR_TYPE_SPACE_VELOCITY = 43,
    XR_TYPE_FRAME_STATE = 44,
    XR_TYPE_VIEW_CONFIGURATION_PROPERTIES = 45,
    XR_TYPE_FRAME_BEGIN_INFO = 46,
    XR_TYPE_COMPOSITION_LAYER_PROJECTION_VIEW = 48,
    XR_TYPE_EVENT_DATA_EVENTS_LOST = 49,
    XR_TYPE_INTERACTION_PROFILE_SUGGESTED_BINDING = 51,
    XR_TYPE_EVENT_DATA_INTERACTION_PROFILE_CHANGED = 52,
    XR_TYPE_INTERACTION_PROFILE_STATE = 53,
    XR_TYPE_SWAPCHAIN_IMAGE_ACQUIRE_INFO = 55,
```

```

XR_TYPE_SWAPCHAIN_IMAGE_WAIT_INFO = 56,
XR_TYPE_SWAPCHAIN_IMAGE_RELEASE_INFO = 57,
XR_TYPE_ACTION_STATE_GET_INFO = 58,
XR_TYPE_HAPTIC_ACTION_INFO = 59,
XR_TYPE_SESSION_ACTION_SETS_ATTACH_INFO = 60,
XR_TYPE_ACTIONS_SYNC_INFO = 61,
XR_TYPE_BOUND_SOURCES_FOR_ACTION_ENUMERATE_INFO = 62,
XR_TYPE_INPUT_SOURCE_LOCALIZED_NAME_GET_INFO = 63,
// Provided by XR_VERSION_1_1
XR_TYPE_SPACES_LOCATE_INFO = 1000471000,
// Provided by XR_VERSION_1_1
XR_TYPE_SPACE_LOCATIONS = 1000471001,
// Provided by XR_VERSION_1_1
XR_TYPE_SPACE_VELOCITIES = 1000471002,
// Provided by XR_KHR_composition_layer_cube
XR_TYPE_COMPOSITION_LAYER_CUBE_KHR = 1000006000,
// Provided by XR_KHR_android_create_instance
XR_TYPE_INSTANCE_CREATE_INFO_ANDROID_KHR = 1000008000,
// Provided by XR_KHR_composition_layer_depth
XR_TYPE_COMPOSITION_LAYER_DEPTH_INFO_KHR = 1000010000,
// Provided by XR_KHR_vulkan_swapchain_format_list
XR_TYPE_VULKAN_SWAPCHAIN_FORMAT_LIST_CREATE_INFO_KHR = 1000014000,
// Provided by XR_KHR_composition_layer_cylinder
XR_TYPE_COMPOSITION_LAYER_CYLINDER_KHR = 1000017000,
// Provided by XR_KHR_composition_layer_equirect
XR_TYPE_COMPOSITION_LAYER_EQUIRECT_KHR = 1000018000,
// Provided by XR_KHR_opengl_enable
XR_TYPE_GRAPHICS_BINDING_OPENGL_WIN32_KHR = 1000023000,
// Provided by XR_KHR_opengl_enable
XR_TYPE_GRAPHICS_BINDING_OPENGL_XLIB_KHR = 1000023001,
// Provided by XR_KHR_opengl_enable
XR_TYPE_GRAPHICS_BINDING_OPENGL_XCB_KHR = 1000023002,
// Provided by XR_KHR_opengl_enable
XR_TYPE_GRAPHICS_BINDING_OPENGL_WAYLAND_KHR = 1000023003,
// Provided by XR_KHR_opengl_enable
XR_TYPE_SWAPCHAIN_IMAGE_OPENGL_KHR = 1000023004,
// Provided by XR_KHR_opengl_enable
XR_TYPE_GRAPHICS_REQUIREMENTS_OPENGL_KHR = 1000023005,
// Provided by XR_KHR_opengl_es_enable
XR_TYPE_GRAPHICS_BINDING_OPENGL_ES_ANDROID_KHR = 1000024001,
// Provided by XR_KHR_opengl_es_enable
XR_TYPE_SWAPCHAIN_IMAGE_OPENGL_ES_KHR = 1000024002,
// Provided by XR_KHR_opengl_es_enable
XR_TYPE_GRAPHICS_REQUIREMENTS_OPENGL_ES_KHR = 1000024003,
// Provided by XR_KHR_vulkan_enable
XR_TYPE_GRAPHICS_BINDING_VULKAN_KHR = 1000025000,
// Provided by XR_KHR_vulkan_enable
XR_TYPE_SWAPCHAIN_IMAGE_VULKAN_KHR = 1000025001,

```

```

// Provided by XR_KHR_vulkan_enable
XR_TYPE_GRAPHICS_REQUIREMENTS_VULKAN_KHR = 1000025002,
// Provided by XR_KHR_D3D11_enable
XR_TYPE_GRAPHICS_BINDING_D3D11_KHR = 1000027000,
// Provided by XR_KHR_D3D11_enable
XR_TYPE_SWAPCHAIN_IMAGE_D3D11_KHR = 1000027001,
// Provided by XR_KHR_D3D11_enable
XR_TYPE_GRAPHICS_REQUIREMENTS_D3D11_KHR = 1000027002,
// Provided by XR_KHR_D3D12_enable
XR_TYPE_GRAPHICS_BINDING_D3D12_KHR = 1000028000,
// Provided by XR_KHR_D3D12_enable
XR_TYPE_SWAPCHAIN_IMAGE_D3D12_KHR = 1000028001,
// Provided by XR_KHR_D3D12_enable
XR_TYPE_GRAPHICS_REQUIREMENTS_D3D12_KHR = 1000028002,
// Provided by XR_KHR_visibility_mask
XR_TYPE_VISIBILITY_MASK_KHR = 1000031000,
// Provided by XR_KHR_visibility_mask
XR_TYPE_EVENT_DATA_VISIBILITY_MASK_CHANGED_KHR = 1000031001,
// Provided by XR_KHR_composition_layer_color_scale_bias
XR_TYPE_COMPOSITION_LAYER_COLOR_SCALE_BIAS_KHR = 1000034000,
// Provided by XR_KHR_loader_init_android
XR_TYPE_LOADER_INIT_INFO_ANDROID_KHR = 1000089000,
// Provided by XR_KHR_vulkan_enable2
XR_TYPE_VULKAN_INSTANCE_CREATE_INFO_KHR = 1000090000,
// Provided by XR_KHR_vulkan_enable2
XR_TYPE_VULKAN_DEVICE_CREATE_INFO_KHR = 1000090001,
// Provided by XR_KHR_vulkan_enable2
XR_TYPE_VULKAN_GRAPHICS_DEVICE_GET_INFO_KHR = 1000090003,
// Provided by XR_KHR_composition_layer_equirect2
XR_TYPE_COMPOSITION_LAYER_EQUIRECT2_KHR = 1000091000,
// Provided by XR_KHR_binding_modification
XR_TYPE_BINDING_MODIFICATIONS_KHR = 1000120000,
// Provided by XR_KHR_vulkan_enable2
XR_TYPE_GRAPHICS_BINDING_VULKAN2_KHR = XR_TYPE_GRAPHICS_BINDING_VULKAN_KHR,
// Provided by XR_KHR_vulkan_enable2
XR_TYPE_SWAPCHAIN_IMAGE_VULKAN2_KHR = XR_TYPE_SWAPCHAIN_IMAGE_VULKAN_KHR,
// Provided by XR_KHR_vulkan_enable2
XR_TYPE_GRAPHICS_REQUIREMENTS_VULKAN2_KHR = XR_TYPE_GRAPHICS_REQUIREMENTS_VULKAN_KHR,
// Provided by XR_KHR_locate_spaces
XR_TYPE_SPACES_LOCATE_INFO_KHR = XR_TYPE_SPACES_LOCATE_INFO,
// Provided by XR_KHR_locate_spaces
XR_TYPE_SPACE_LOCATIONS_KHR = XR_TYPE_SPACE_LOCATIONS,
// Provided by XR_KHR_locate_spaces
XR_TYPE_SPACE_VELOCITIES_KHR = XR_TYPE_SPACE_VELOCITIES,
XR_STRUCTURE_TYPE_MAX_ENUM = 0x7FFFFFFF
} XrStructureType;

```

Most structures containing **type** members have a value of **type** matching the type of the structure, as described more fully in [Valid Usage for Structure Types](#).

Note that all extension enums begin at the extension enum base of 10^9 (base 10). Each extension is assigned a block of 1000 enums, starting at the enum base and arranged by the extension's number.

```
// Provided by XR_VERSION_1_0
#define XR_EXTENSION_ENUM_BASE 1000000000
```

```
// Provided by XR_VERSION_1_0
#define XR_EXTENSION_ENUM_STRIDE 1000
```

For example, if extension number 5 wants to use an enum value of 3, the final enum is computed by:

$$\text{enum} = \text{XR_EXTENSION_ENUM_BASE} + (\text{extension_number} - 1) * \text{XR_EXTENSION_ENUM_STRIDE} + \text{enum_value}$$
$$1000004003 = 1000000000 + 4 * 1000 + 3$$

The maximum allowed enum value in an extension is 2,147,482,999, which belongs to extension number 2147483.

Flag Types

Flag types are all bitmasks aliasing the base type `XrFlags64` and with corresponding bit flag types defining the valid bits for that flag, as described in [Valid Usage for Flags](#).

Flag types defined in the core specification were originally listed/defined here, but have been moved to be adjacent to their associated `FlagBits` type. See the Index for a list.

General Macro Definitions

This API is defined in C and uses "C" linkage. The `openxr.h` header file is opened with:

```
1 #ifdef __cplusplus
2 extern "C" {
3 #endif
```

and closed with:


```
1 #ifdef __cplusplus
2 }
3 #endif
```

The supplied `openxr.h` header defines a small number of C preprocessor macros that are described below.

Version Number Macros

Two version numbers are defined in `openxr.h`. Each is packed into a 32-bit integer as described in [API Version Number Function-like Macros](#).

```
// Provided by XR_VERSION_1_0
// OpenXR current version number.
#define XR_CURRENT_API_VERSION XR_MAKE_VERSION(1, 1, 36)
```

`XR_CURRENT_API_VERSION` is the current version of the OpenXR API.

API Version Number Function-like Macros

API Version Numbers are three components, packed into a single 64-bit integer. The following macros manipulate version components and packed version numbers.

```
#define XR_MAKE_VERSION(major, minor, patch) \
    (((major) & 0xffffFULL) << 48) | (((minor) & 0xffffFULL) << 32) | ((patch) & \
    0xffffffffFULL))
```

Parameter Descriptions

- `major` is the major version number, packed into the most-significant 16 bits.
- `minor` is the minor version number, packed into the second-most-significant group of 16 bits.
- `patch` is the patch version number, in the least-significant 32 bits.

`XR_MAKE_VERSION` constructs a packed 64-bit integer API version number from three components. The format used is described in [API Version Numbers and Semantics](#).

This macro **can** be used when constructing the `XrApplicationInfo::apiVersion` parameter passed to `xrCreateInstance`.

```
// Provided by XR_VERSION_1_0
#define XR_VERSION_MAJOR(version) (uint16_t)((((uint64_t)(version) >> 48) & 0xffffULL)
```

Parameter Descriptions

- `version` is a packed version number, such as those produced with [XR_MAKE_VERSION](#).

[XR_VERSION_MAJOR](#) extracts the API major version number from a packed version number.

```
// Provided by XR_VERSION_1_0
#define XR_VERSION_MINOR(version) (uint16_t)((((uint64_t)(version) >> 32) & 0xffffULL)
```

Parameter Descriptions

- `version` is a packed version number, such as those produced with [XR_MAKE_VERSION](#).

[XR_VERSION_MINOR](#) extracts the API minor version number from a packed version number.

```
// Provided by XR_VERSION_1_0
#define XR_VERSION_PATCH(version) (uint32_t)((uint64_t)(version) & 0xffffffffULL)
```

Parameter Descriptions

- `version` is a packed version number, such as those produced with [XR_MAKE_VERSION](#).

[XR_VERSION_PATCH](#) extracts the API patch version number from a packed version number.

Handle and Atom Macros

```
// Provided by XR_VERSION_1_0
#if !defined(XR_DEFINE_HANDLE)
#if (XR_PTR_SIZE == 8)
    #define XR_DEFINE_HANDLE(object) typedef struct object##_T* object;
#else
    #define XR_DEFINE_HANDLE(object) typedef uint64_t object;
#endif
#endif
#endif
```

Parameter Descriptions

- object is the name of the resulting C type.

[XR_DEFINE_HANDLE](#) defines a handle type, which is an opaque 64 bit value, which **may** be implemented as an opaque, distinct pointer type on platforms with 64 bit pointers.

For further details, see [Handles](#).

```
// Provided by XR_VERSION_1_0
#if !defined(XR_NULL_HANDLE)
#if (XR_PTR_SIZE == 8) && XR_CPP_NULLPTR_SUPPORTED
    #define XR_NULL_HANDLE nullptr
#else
    #define XR_NULL_HANDLE 0
#endif
#endif
#endif
```

[XR_NULL_HANDLE](#) is a reserved value representing a non-valid object handle. It **may** be passed to and returned from API functions only when specifically allowed.

```
#if !defined(XR_DEFINE_ATOM)
    #define XR_DEFINE_ATOM(object) typedef uint64_t object;
#endif
```

Parameter Descriptions

- object is the name of the resulting C type.

[XR_DEFINE_ATOM](#) defines an atom type, which is an opaque 64 bit integer.

```
// Provided by XR_VERSION_1_0
#if !defined(XR_DEFINE_OPAQUE_64)
    #if (XR_PTR_SIZE == 8)
        #define XR_DEFINE_OPAQUE_64(object) typedef struct object##_T* object;
    #else
        #define XR_DEFINE_OPAQUE_64(object) typedef uint64_t object;
    #endif
#endif
```

Parameter Descriptions

- object is the name of the resulting C type.

[XR_DEFINE_OPAQUE_64](#) defines an opaque 64 bit value, which **may** be implemented as an opaque, distinct pointer type on platforms with 64 bit pointers.

Platform-Specific Macro Definitions

Additional platform-specific macros and interfaces are defined using the included `openxr_platform.h` file. These macros are used to control platform-dependent behavior, and their exact definitions are under the control of specific platform implementations of the API.

Platform-Specific Calling Conventions

On many platforms the following macros are empty strings, causing platform- and compiler-specific default calling conventions to be used.

[XRAPI_ATTR](#) is a macro placed before the return type of an API function declaration. This macro controls calling conventions for C++11 and GCC/Clang-style compilers.

[XRAPI_CALL](#) is a macro placed after the return type of an API function declaration. This macro controls calling conventions for MSVC-style compilers.

[XRAPI_PTR](#) is a macro placed between the (and * in API function pointer declarations. This macro also controls calling conventions, and typically has the same definition as [XRAPI_ATTR](#) or [XRAPI_CALL](#), depending on the compiler.

Examples:

Function declaration:

```
XRAPI_ATTR <return_type> XRAPI_CALL <function_name>(<function_parameters>);
```

Function pointer type declaration:

```
typedef <return_type> (XRAPI_PTR *PFN_<function_name>)(<function_parameters>);
```

Platform-Specific Header Control

If the `XR_NO_STDINT_H` macro is defined by the application at compile time, before including any OpenXR header, extended integer types normally found in `<stdint.h>` and used by the OpenXR headers, such as `uint8_t`, **must** also be defined (as `typedef` or with the preprocessor) before including any OpenXR header. Otherwise, `openxr.h` and related headers will not compile. If `XR_NO_STDINT_H` is not defined, the system-provided `<stdint.h>` is used to define these types. There is a fallback path for Microsoft Visual Studio version 2008 and earlier versions (which lack this header) that is automatically activated as needed.

Graphics API Header Control

Compile Time Symbol	Graphics API Name
<code>XR_USE_GRAPHICS_API_OPENGL</code>	OpenGL
<code>XR_USE_GRAPHICS_API_OPENGL_ES</code>	OpenGL ES
<code>XR_USE_GRAPHICS_API_VULKAN</code>	Vulkan
<code>XR_USE_GRAPHICS_API_D3D11</code>	Direct3D 11
<code>XR_USE_GRAPHICS_API_D3D12</code>	Direct3D 12

Window System Header Control

Compile Time Symbol	Window System Name
<code>XR_USE_PLATFORM_WIN32</code>	Microsoft Windows
<code>XR_USE_PLATFORM_XLIB</code>	X Window System Xlib
<code>XR_USE_PLATFORM_XCB</code>	X Window System XCB
<code>XR_USE_PLATFORM_WAYLAND</code>	Wayland
<code>XR_USE_PLATFORM_ANDROID</code>	Android Native

Android Notes

Android specific notes for using the OpenXR specification.

Android Runtime category tag for immersive mode selection

Android applications should add the `<category android:name="org.khronos.openxr.intent.category.IMMERSIVE_HMD" />` tag inside the intent-filter to indicate that the activity starts in an immersive OpenXR mode and will not touch the native Android 2D surface.

The HMD suffix indicates the preferred form-factor used by the application and can be used by launchers to filter applications listed.

For example:

```
<intent-filter>
  <action android:name="android.intent.action.MAIN" />
  <category android:name="android.intent.category.LAUNCHER" />
  <category android:name="org.khronos.openxr.intent.category.IMMERSIVE_HMD" />
</intent-filter>
```

Glossary

The terms defined in this section are used throughout this Specification. Capitalization is not significant for these definitions.

Term	Description
Application	The XR application which calls the OpenXR API to communicate with an OpenXR runtime.
Deprecated	A feature/extension is deprecated if it is no longer recommended as the correct or best way to achieve its intended purpose. Generally a newer feature/extension will have been created that solves the same problem - in cases where no newer alternative feature exists, justification should be provided.
Handle	An opaque integer or pointer value used to refer to an object. Each object type has a unique handle type.
Haptic	Haptic or kinesthetic communication recreates the sense of touch by applying forces, vibrations, or motions to the user.
In-Process	Something that executes in the application's process.

Term	Description
Instance	The top-level object, which represents the application's connection to the runtime. Represented by an XrInstance object.
Normalized	A value that is interpreted as being in the range [0,1], or a vector whose norm is in that range, as a result of being implicitly divided or scaled by some other value.
Out-Of-Process	Something that executes outside the application's process.
Promoted	<p>A feature is promoted if it is taken from an older extension and made available as part of a new core version of the API, or a newer extension that is considered to be either as widely supported or more so. A promoted feature may have minor differences from the original such as:</p> <ul style="list-style-type: none"> • It may be renamed • A small number of non-intrusive parameters may have been added • The feature may be advertised differently by device features • The author ID suffixes will be changed or removed as appropriate
Provisional	A feature is released provisionally in order to get wider feedback on the functionality before it is finalized. Provisional features may change in ways that break backwards compatibility, and thus are not recommended for use in production applications.
Required Extensions	Extensions that must be enabled alongside extensions dependent on them, or that must be enabled to use given hardware.
Runtime	The software which implements the OpenXR API and allows applications to interact with XR hardware.
Swapchain	A resource that represents a chain of images in device memory. Represented by an XrSwapchain object.

Term	Description
Swapchain Image	Each element in a swapchain. Commonly these are simple formatted 2D images, but in other cases they may be array images. Represented by a structure related to XrSwapchainImageBaseHeader .

Abbreviations

Abbreviations and acronyms are sometimes used in the API where they are considered clear and commonplace, and are defined here:

Abbreviation	Description
API	Application Programming Interface
AR	Augmented Reality
ER	Eye Relief
IAD	Inter Axial Distance
IPD	Inter Pupillary Distance
MR	Mixed Reality
OS	Operating System
TSG	Technical Sub-Group. A specialized sub-group within a Khronos Working Group (WG).
VR	Virtual Reality
WG	Working Group. An organized group of people working to define/augment an API.
XR	VR + AR + MR

Dedication (Informative)

In memory of Johannes van Waveren: a loving father, husband, son, brother, colleague, and dear friend.

Johannes, known to his friends as "JP", had a great sense of humor, fierce loyalty, intense drive, a love of rainbow unicorns, and deep disdain for processed American cheese. Perhaps most distinguishing of all, though, was his love of technology and his extraordinary technical ability.

JP's love of technology started at an early age --- instead of working on his homework, he built train sets, hovercrafts, and complex erector sets from scratch; fashioned a tool for grabbing loose change out of street grates; and played computer games. The passion for computer games continued at Delft University of Technology, where, armed with a T1 internet connection and sheer talent, he regularly destroyed his foes in arena matches without being seen, earning him the moniker "MrElusive". During this time, he wrote the Gladiator-bot AI, which earned him acclaim in the community and led directly to a job at the iconic American computer game company, id Software. From there, he quickly became an expert in every system he touched, contributing significantly to every facet of the technology: AI, path navigation, networking, skeletal animation, virtual texturing, advanced rendering, and physics. He became a master of all. He famously owned more lines of code than anyone else, but he was also a generous mentor, helping junior developers hone their skills and make their own contributions.

When the chance to work in the VR industry arose, he saw it as an opportunity to help shape the future. Having never worked on VR hardware did not phase him; he quickly became a top expert in the field. Many of his contributions directly moved the industry forward, most recently his work on asynchronous timewarp and open-standards development.

Time was not on his side. Even in his final days, JP worked tirelessly on the initial proposal for this specification. The treatments he had undergone took a tremendous physical toll, but he continued to work because of his love of technology, his dedication to the craft, and his desire to get OpenXR started on a solid footing. His focus was unwavering.

His proposal was unofficially adopted several days before his passing - and upon hearing, he mustered the energy for a smile. While it was his great dream to see this process through, he would be proud of the spirit of cooperation, passion, and dedication of the industry peers who took up the torch to drive this specification to completion.

JP lived a life full of accomplishment, as evidenced by many publications, credits, awards, and nominations where you will find his name. A less obvious accomplishment --- but of equal importance --- is the influence he had on people through his passionate leadership. He strove for excellence in everything that he did. He was always excited to talk about technology and share the discoveries made while working through complex problems. He created excitement and interest around engineering and technical excellence. He was a mentor and teacher who inspired those who knew him and many continue to benefit from his hard work and generosity.

JP was a rare gem; fantastically brilliant intellectually, but also warm, compassionate, generous, humble, and funny. Those of us lucky enough to have crossed paths with him knew what a privilege and great honor it was to know him. He is certainly missed.



Contributors (Informative)

OpenXR is the result of contributions from many people and companies participating in the Khronos OpenXR Working Group. Members of the Working Group, including the company that they represented at the time of their most recent contribution, are listed below.

Working Group Contributors to OpenXR

- Adam Gousetis, Google (version 1.0)
- Alain Zanchetta, Microsoft (version 1.1)
- Alex Turner, Microsoft (versions 1.0, 1.1)
- Alex Sink, HTC (version 1.1)
- Alfredo Muniz, XEED (version 1.1) (Working Group Chair)
- Andreas Loeve Selvik, Meta Platforms (versions 1.0, 1.1)
- Andres Rodriguez, Valve Software (version 1.0)
- Armelle Laine, Qualcomm Technologies (version 1.0)
- Attila Maczak, CTRL-labs (version 1.0)
- David Fields, Microsoft (version 1.1)
- Baolin Fu, Bytedance (version 1.1)
- Blake Taylor, Magic Leap (version 1.0)
- Brad Grantham, Google (version 1.0)
- Brandon Jones, Google (version 1.0)
- Brent E. Insko, Intel (version 1.0) (former Working Group Chair)
- Brent Wilson, Microsoft (version 1.0)
- Bryce Hutchings, Microsoft (versions 1.0, 1.1)
- Cass Everitt, Meta Platforms (versions 1.0, 1.1)
- Charles Egenbacher, Epic Games (version 1.0)
- Charlton Rodda, Collabora (version 1.1)
- Chris Kuo, HTC (version 1.1)
- Chris Osborn, CTRL-labs (version 1.0)
- Christine Perey, Perey Research & Consulting (version 1.0)
- Christoph Haag, Collabora (version 1.0, 1.1)
- Christopher Fiala, Epic Games (version 1.1)
- Craig Donner, Google (version 1.0)

- Dan Ginsburg, Valve Software (version 1.0)
- Dave Houlton, LunarG (version 1.0)
- Dave Shreiner, Unity Technologies (version 1.0)
- Darryl Gough, Microsoft (version 1.1)
- Denny Rönngren, Varjo (versions 1.0, 1.1)
- Dmitriy Vasilev, Samsung Electronics (version 1.0)
- Doug Twileager, ZSpace (version 1.0)
- Ed Hutchins, Meta Platforms (version 1.0)
- Eryk Pecyna, Meta Platforms (version 1.1)
- Frederic Plourde, Collabora (version 1.1)
- Gloria Kennickell, Meta Platforms (version 1.0)
- Gregory Greeby, AMD (version 1.0)
- Guodong Chen, Huawei (version 1.0)
- Jack Pritz, Unity Technologies (versions 1.0, 1.1)
- Jakob Bornecrantz, Collabora (versions 1.0, 1.1)
- Jared Cheshier, PlutoVR (versions 1.0, 1.1)
- Jared Finder, Google (version 1.1)
- Javier Martinez, Intel (version 1.0)
- Jeff Bellinghausen, Valve Software (version 1.0)
- Jiehua Guo, Huawei (version 1.0)
- Joe Ludwig, Valve Software (versions 1.0, 1.1)
- John Kearney, Meta Platforms (version 1.1)
- Johannes van Waveren, Meta Platforms (version 1.0)
- Jon Leech, Khronos (version 1.0)
- Jonas Pegerfalk, Tobii (version 1.1)
- Jonathan Wright, Meta Platforms (versions 1.0, 1.1)
- Juan Wee, Samsung Electronics (version 1.0)
- Jules Blok, Epic Games (version 1.0)
- Jun Yan, ByteDance (version 1.1)
- Karl Schultz, LunarG (version 1.0)
- Karthik Kadappan, Magic Leap (version 1.1)
- Karthik Nagarajan, Qualcomm Technologies (version 1.1)

- Kaye Mason, Google (version 1.0)
- Krzysztof Kosiński, Google (version 1.0)
- Kyle Chen, HTC (version 1.1)
- Lachlan Ford, Google (versions 1.0, 1.1)
- Lubosz Sarnecki, Collabora (version 1.0)
- Mark Young, LunarG (version 1.0)
- Martin Renschler, Qualcomm Technologies (version 1.0)
- Matias Koskela, Tampere University of Technology (version 1.0)
- Matt Wash, Arm (version 1.0)
- Mattias Brand, Tobii (version 1.0)
- Mattias O. Karlsson, Tobii (version 1.0)
- Matthieu Bucchianeri, Microsoft (version 1.1)
- Michael Gatson, Dell (version 1.0)
- Minmin Gong, Microsoft (version 1.0)
- Mitch Singer, AMD (version 1.0)
- Nathan Nuber, Valve (version 1.1)
- Nell Waliczek, Microsoft (version 1.0)
- Nick Whiting, Epic Games (version 1.0) (former Working Group Chair)
- Nigel Williams, Sony (version 1.0)
- Nihav Jain, Google, Inc (version 1.1)
- Paul Pedriana, Meta Platforms (version 1.0)
- Paulo Gomes, Samsung Electronics (version 1.0)
- Peter Kuhn, Unity Technologies (versions 1.0, 1.1)
- Peter Peterson, HP Inc (version 1.0)
- Philippe Harscoet, Samsung Electronics (versions 1.0, 1.1)
- Pierre-Loup Griffais, Valve Software (version 1.0)
- Rafael Wiltz, Magic Leap (version 1.1)
- Rajeev Gupta, Sony (version 1.0)
- Remi Arnaud, Starbreeze (version 1.0)
- Remy Zimmerman, Logitech (version 1.0)
- Ria Hsu, HTC (version 1.1)
- River Gillis, Google (version 1.0)

- Robert Blenkinsopp, Ultraleap (version 1.1)
- Robert Memmott, Meta Platforms (version 1.0)
- Robert Menzel, NVIDIA (version 1.0)
- Robert Simpson, Qualcomm Technologies (version 1.0)
- Robin Bourianes, Starbreeze (version 1.0)
- Ron Bessems, Magic Leap (version 1.1) (Working Group Vice-Chair)
- Rune Berg, independent (version 1.1)
- Rylie Pavlik, Collabora (versions 1.0, 1.1) (Spec Editor)
- Ryan Vance, Epic Games (version 1.0)
- Sam Martin, Arm (version 1.0)
- Satish Salian, NVIDIA (version 1.0)
- Scott Flynn, Unity Technologies (version 1.0)
- Shanliang Xu, Bytedance (version 1.1)
- Sean Payne, CTRL-labs (version 1.0)
- Sophia Baldonado, PlutoVR (version 1.0)
- Steve Smith, Epic Games (version 1.0)
- Sungye Kim, Intel (version 1.0)
- Tom Flynn, Samsung Electronics (version 1.0)
- Trevor F. Smith, Mozilla (version 1.0)
- Victor Brodin, Epic Games (version 1.1)
- Vivek Viswanathan, Dell (version 1.0)
- Wenlin Mao, Meta Platforms (version 1.1)
- Xiang Wei, Meta Platforms (version 1.1)
- Yin Li, Microsoft (versions 1.0, 1.1)
- Yuval Boger, Sensics (version 1.0)
- Zhanrui Jia, Bytedance (version 1.1)
- Zheng Qin, Microsoft (version 1.0)

Index

- A**
- `XR_API_LAYER_CREATE_INFO_STRUCT_VERSION` (define), 64
 - `XR_API_LAYER_INFO_STRUCT_VERSION` (define), 61
 - `XR_API_LAYER_MAX_SETTINGS_PATH_SIZE` (define), 64
 - `XR_API_LAYER_NEXT_INFO_STRUCT_VERSION` (define), 65
 - `xrAcquireSwapchainImage` (function), 198
 - `XrAction` (type), 240
 - `XrActionCreateInfo` (type), 241
 - `XrActionSet` (type), 236
 - `XrActionSetCreateInfo` (type), 237
 - `XrActionSpaceCreateInfo` (type), 142
 - `XrActionsSyncInfo` (type), 273
 - `XrActionStateBoolean` (type), 259
 - `XrActionStateFloat` (type), 261
 - `XrActionStateGetInfo` (type), 256
 - `XrActionStatePose` (type), 266
 - `XrActionStateVector2f` (type), 263
 - `XrActionSuggestedBinding` (type), 249
 - `XrActionType` (type), 244
 - `XrActiveActionSet` (type), 274
 - `XrAndroidThreadTypeKHR` (type), 289
 - `XrApiLayerCreateInfo` (type), 63
 - `XrApiLayerNextInfo` (type), 64
 - `XrApiLayerProperties` (type), 68
 - `XrApplicationInfo` (type), 75
 - `xrApplyHapticFeedback` (function), 267
 - `xrAttachSessionActionSets` (function), 249
- B**
- `XrBaseInStructure` (type), 16
 - `XrBaseOutStructure` (type), 16
 - `xrBeginFrame` (function), 215
 - `xrBeginSession` (function), 177
 - `XrBindingModificationBaseHeaderKHR` (type), 294
 - `XrBindingModificationsKHR` (type), 293
 - `XrBool32` (type), 41
 - `XrBoundSourcesForActionEnumerateInfo` (type), 277
- `XrBoxf` (type), 38
- `XrBoxfKHR` (type), 413
- C**
- `XR_CURRENT_API_VERSION` (define), 428
 - `XR_CURRENT_LOADER_API_LAYER_VERSION` (define), 55
 - `XR_CURRENT_LOADER_RUNTIME_VERSION` (define), 55
 - `XrColor3f` (type), 30
 - `XrColor3fKHR` (type), 412
 - `XrColor4f` (type), 30
 - `XrCompositionLayerBaseHeader` (type), 223
 - `XrCompositionLayerColorScaleBiasKHR` (type), 296
 - `XrCompositionLayerCubeKHR` (type), 299
 - `XrCompositionLayerCylinderKHR` (type), 303
 - `XrCompositionLayerDepthInfoKHR` (type), 306
 - `XrCompositionLayerEquirect2KHR` (type), 314
 - `XrCompositionLayerEquirectKHR` (type), 311
 - `XrCompositionLayerFlagBits` (type), 221
 - `XrCompositionLayerFlags` (type), 221
 - `XrCompositionLayerProjection` (type), 225
 - `XrCompositionLayerProjectionView` (type), 226
 - `XrCompositionLayerQuad` (type), 227
 - `xrConvertTimespecTimeToTimeKHR` (function), 317
 - `xrConvertTimeToTimespecTimeKHR` (function), 318
 - `xrConvertTimeToWin32PerformanceCounterKHR` (function), 398
 - `xrConvertWin32PerformanceCounterToTimeKHR` (function), 396
 - `xrCreateAction` (function), 240
 - `xrCreateActionSet` (function), 236
 - `xrCreateActionSpace` (function), 141
 - `xrCreateApiLayerInstance` (function), 61
 - `xrCreateInstance` (function), 71
 - `xrCreateReferenceSpace` (function), 139
 - `xrCreateSession` (function), 173
 - `xrCreateSwapchain` (function), 189
 - `xrCreateSwapchainAndroidSurfaceKHR`

(function), [286](#)
xrCreateVulkanDeviceKHR (function), [384](#)
xrCreateVulkanInstanceKHR (function), [379](#)

D

XR_DEFINE_ATOM (define), [430](#)
XR_DEFINE_HANDLE (define), [429](#)
XR_DEFINE_OPAQUE_64 (define), [431](#)
xrDestroyAction (function), [244](#)
xrDestroyActionSet (function), [239](#)
xrDestroyInstance (function), [76](#)
xrDestroySession (function), [176](#)
xrDestroySpace (function), [143](#)
xrDestroySwapchain (function), [195](#)
XrDuration (type), [29](#)

E

XR_EXTENSION_ENUM_BASE (define), [427](#)
XR_EXTENSION_ENUM_STRIDE (define), [427](#)
xrEndFrame (function), [217](#)
xrEndSession (function), [180](#)
xrEnumerateApiLayerProperties (function), [67](#)
xrEnumerateBoundSourcesForAction (function),
[275](#)
xrEnumerateEnvironmentBlendModes (function),
[230](#)
xrEnumerateInstanceExtensionProperties
(function), [69](#)
xrEnumerateReferenceSpaces (function), [137](#)
xrEnumerateSwapchainFormats (function), [187](#)
xrEnumerateSwapchainImages (function), [196](#)
xrEnumerateViewConfigurations (function), [162](#)
xrEnumerateViewConfigurationViews (function),
[165](#)
XrEnvironmentBlendMode (type), [232](#)
XrEventDataBaseHeader (type), [44](#)
XrEventDataBuffer (type), [44](#)
XrEventDataEventsLost (type), [45](#)
XrEventDataInstanceLossPending (type), [79](#)
XrEventDataInteractionProfileChanged (type), [254](#)
XrEventDataReferenceSpaceChangePending
(type), [135](#)
XrEventDataSessionStateChanged (type), [182](#)
XrEventDataVisibilityMaskChangedKHR (type),
[360](#)

XrExtensionProperties (type), [71](#)
XrExtent2Df (type), [35](#)
XrExtent2Di (type), [36](#)
XrExtent3Df (type), [36](#)
XrExtent3DfKHR (type), [412](#)
XrEyeVisibility (type), [229](#)

F

XR_FAILED (define), [23](#)
XR_FALSE (define), [41](#)
XR_FREQUENCY_UNSPECIFIED (define), [271](#)
XrFlags64 (type), [14](#)
XrFormFactor (type), [83](#)
XrFovf (type), [40](#)
XrFrameBeginInfo (type), [216](#)
XrFrameEndInfo (type), [219](#)
XrFrameState (type), [213](#)
XrFrameWaitInfo (type), [212](#)
XrFrustumf (type), [39](#)
XrFrustumfKHR (type), [413](#)

G

xrGetActionStateBoolean (function), [258](#)
xrGetActionStateFloat (function), [260](#)
xrGetActionStatePose (function), [264](#)
xrGetActionStateVector2f (function), [262](#)
xrGetCurrentInteractionProfile (function), [251](#)
xrGetD3D11GraphicsRequirementsKHR
(function), [324](#)
xrGetD3D12GraphicsRequirementsKHR
(function), [331](#)
xrGetInputSourceLocalizedName (function), [278](#)
xrGetInstanceProcAddr (function), [48](#)
xrGetInstanceProperties (function), [77](#)
xrGetOpenGLESGraphicsRequirementsKHR
(function), [354](#)
xrGetOpenGLGraphicsRequirementsKHR
(function), [347](#)
xrGetReferenceSpaceBoundsRect (function), [134](#)
xrGetSystem (function), [84](#)
xrGetSystemProperties (function), [87](#)
xrGetViewConfigurationProperties (function), [163](#)
xrGetVisibilityMaskKHR (function), [361](#)
xrGetVulkanDeviceExtensionsKHR (function), [374](#)
xrGetVulkanGraphicsDevice2KHR (function), [382](#)

[xrGetVulkanGraphicsDeviceKHR \(function\)](#), [371](#)
[xrGetVulkanGraphicsRequirements2KHR \(function\)](#), [377](#)
[xrGetVulkanGraphicsRequirementsKHR \(function\)](#), [370](#)
[xrGetVulkanInstanceExtensionsKHR \(function\)](#), [372](#)
[XrGraphicsBindingD3D11KHR \(type\)](#), [321](#)
[XrGraphicsBindingD3D12KHR \(type\)](#), [328](#)
[XrGraphicsBindingOpenGLESAndroidKHR \(type\)](#), [351](#)
[XrGraphicsBindingOpenGLWaylandKHR \(type\)](#), [344](#)
[XrGraphicsBindingOpenGLWin32KHR \(type\)](#), [340](#)
[XrGraphicsBindingOpenGLXcbKHR \(type\)](#), [343](#)
[XrGraphicsBindingOpenGLXlibKHR \(type\)](#), [341](#)
[XrGraphicsBindingVulkan2KHR \(type\)](#), [388](#)
[XrGraphicsBindingVulkanKHR \(type\)](#), [366](#)
[XrGraphicsRequirementsD3D11KHR \(type\)](#), [323](#)
[XrGraphicsRequirementsD3D12KHR \(type\)](#), [330](#)
[XrGraphicsRequirementsOpenGLESKHR \(type\)](#), [353](#)
[XrGraphicsRequirementsOpenGLKHR \(type\)](#), [346](#)
[XrGraphicsRequirementsVulkan2KHR \(type\)](#), [378](#)
[XrGraphicsRequirementsVulkanKHR \(type\)](#), [369](#)

H

[XrHapticActionInfo \(type\)](#), [257](#)
[XrHapticBaseHeader \(type\)](#), [269](#)
[XrHapticVibration \(type\)](#), [270](#)

I

[XR_INFINITE_DURATION \(define\)](#), [29](#)
[xrInitializeLoaderKHR \(function\)](#), [335](#)
[XrInputSourceLocalizedNameFlagBits \(type\)](#), [280](#)
[XrInputSourceLocalizedNameFlags \(type\)](#), [280](#)
[XrInputSourceLocalizedNameGetInfo \(type\)](#), [279](#)
[XrInstance \(type\)](#), [66](#)
[XrInstanceCreateFlagBits \(type\)](#), [75](#)
[XrInstanceCreateFlags \(type\)](#), [74](#)
[XrInstanceCreateInfo \(type\)](#), [73](#)
[XrInstanceCreateInfoAndroidKHR \(type\)](#), [284](#)
[XrInstanceProperties \(type\)](#), [78](#)
[XrInteractionProfileState \(type\)](#), [253](#)
[XrInteractionProfileSuggestedBinding \(type\)](#), [248](#)

L

[XR_LOADER_INFO_STRUCT_VERSION \(define\)](#), [55](#)
[XrLoaderInitInfoAndroidKHR \(type\)](#), [337](#)
[XrLoaderInitInfoBaseHeaderKHR \(type\)](#), [334](#)
[XrLoaderInterfaceStructs \(type\)](#), [55](#)
[xrLocateSpace \(function\)](#), [144](#)
[xrLocateSpaces \(function\)](#), [151](#)
[xrLocateSpacesKHR \(function\)](#), [402](#)
[xrLocateViews \(function\)](#), [205](#)

M

[XR_MAKE_VERSION \(define\)](#), [428](#)
[XR_MAX_EVENT_DATA_SIZE \(define\)](#), [45](#)
[XR_MAY_ALIAS \(define\)](#), [12](#)
[XR_MIN_COMPOSITION_LAYERS_SUPPORTED \(define\)](#), [89](#)
[XR_MIN_HAPTIC_DURATION \(define\)](#), [271](#)

N

[XR_NO_DURATION \(define\)](#), [29](#)
[XR_NULL_HANDLE \(define\)](#), [430](#)
[XR_NULL_PATH \(define\)](#), [93](#)
[XR_NULL_SYSTEM_ID \(define\)](#), [84](#)
[XrNegotiateApiLayerRequest \(type\)](#), [59](#)
[xrNegotiateLoaderApiLayerInterface \(function\)](#), [57](#)
[XrNegotiateLoaderInfo \(type\)](#), [54](#)
[xrNegotiateLoaderRuntimeInterface \(function\)](#), [52](#)
[XrNegotiateRuntimeRequest \(type\)](#), [56](#)

O

[XrObjectType \(type\)](#), [25](#)
[XrOffset2Df \(type\)](#), [34](#)
[XrOffset2Di \(type\)](#), [35](#)

P

[PFN_xrCreateApiLayerInstance](#), [51](#)
[PFN_xrGetInstanceProcAddr](#), [51](#)
[PFN_xrVoidFunction](#), [51](#)
[XrPath \(type\)](#), [91](#)
[xrPathToString \(function\)](#), [95](#)
[xrPollEvent \(function\)](#), [42](#)
[XrPosef \(type\)](#), [33](#)

Q

XrQuaternionf (type), [33](#)

R

XR_RUNTIME_INFO_STRUCT_VERSION (define), [57](#)

XrRect2Df (type), [37](#)

XrRect2Di (type), [37](#)

XrReferenceSpaceCreateInfo (type), [140](#)

XrReferenceSpaceType (type), [130](#)

xrReleaseSwapchainImage (function), [203](#)

xrRequestExitSession (function), [181](#)

XrResult (type), [18](#)

xrResultToString (function), [80](#)

S

XR_SUCCEEDED (define), [23](#)

XrSession (type), [171](#)

XrSessionActionSetsAttachInfo (type), [251](#)

XrSessionBeginInfo (type), [179](#)

XrSessionCreateFlagBits (type), [176](#)

XrSessionCreateFlags (type), [176](#)

XrSessionCreateInfo (type), [175](#)

XrSessionState (type), [183](#)

xrSetAndroidApplicationThreadKHR (function),
[290](#)

XrSpace (type), [129](#)

XrSpaceLocation (type), [147](#)

XrSpaceLocationData (type), [154](#)

XrSpaceLocationDataKHR (type), [406](#)

XrSpaceLocationFlagBits (type), [148](#)

XrSpaceLocationFlags (type), [148](#)

XrSpaceLocations (type), [153](#)

XrSpaceLocationsKHR (type), [404](#)

XrSpacesLocateInfo (type), [152](#)

XrSpacesLocateInfoKHR (type), [403](#)

XrSpaceVelocities (type), [155](#)

XrSpaceVelocitiesKHR (type), [406](#)

XrSpaceVelocity (type), [149](#)

XrSpaceVelocityData (type), [156](#)

XrSpaceVelocityDataKHR (type), [407](#)

XrSpaceVelocityFlagBits (type), [150](#)

XrSpaceVelocityFlags (type), [150](#)

XrSphref (type), [38](#)

XrSphrefKHR (type), [412](#)

xrStopHapticFeedback (function), [271](#)

xrStringToPath (function), [93](#)

XrStructureType (type), [424](#)

xrStructureTypeToString (function), [81](#)

xrSuggestInteractionProfileBindings (function),
[246](#)

XrSwapchain (type), [187](#)

XrSwapchainCreateFlagBits (type), [193](#)

XrSwapchainCreateFlags (type), [192](#)

XrSwapchainCreateInfo (type), [190](#)

XrSwapchainImageAcquireInfo (type), [200](#)

XrSwapchainImageBaseHeader (type), [197](#)

XrSwapchainImageD3D11KHR (type), [322](#)

XrSwapchainImageD3D12KHR (type), [329](#)

XrSwapchainImageOpenGLESKHR (type), [352](#)

XrSwapchainImageOpenGLKHR (type), [345](#)

XrSwapchainImageReleaseInfo (type), [204](#)

XrSwapchainImageVulkan2KHR (type), [390](#)

XrSwapchainImageVulkanKHR (type), [368](#)

XrSwapchainImageWaitInfo (type), [202](#)

XrSwapchainSubImage (type), [224](#)

XrSwapchainUsageFlagBits (type), [193](#)

XrSwapchainUsageFlags (type), [193](#)

xrSyncActions (function), [272](#)

XrSystemGetInfo (type), [85](#)

XrSystemGraphicsProperties (type), [89](#)

XrSystemId (type), [84](#)

XrSystemProperties (type), [88](#)

XrSystemTrackingProperties (type), [89](#)

T

XR_TRUE (define), [41](#)

XrTime (type), [28](#)

U

XR_UNQUALIFIED_SUCCESS (define), [23](#)

XrUuid (type), [39](#)

V

XR_VERSION_MAJOR (define), [429](#)

XR_VERSION_MINOR (define), [429](#)

XR_VERSION_PATCH (define), [429](#)

XrVector2f (type), [31](#)

XrVector3f (type), [32](#)

XrVector4f (type), [32](#)

XrVersion (type), [6](#)
XrView (type), [207](#)
XrViewConfigurationProperties (type), [164](#)
XrViewConfigurationType (type), [159](#)
XrViewConfigurationView (type), [167](#)
XrViewLocateInfo (type), [206](#)
XrViewState (type), [208](#)
XrViewStateFlagBits (type), [209](#)
XrViewStateFlags (type), [209](#)
XrVisibilityMaskKHR (type), [359](#)
XrVisibilityMaskTypeKHR (type), [358](#)
XrVulkanDeviceCreateFlagBitsKHR (type), [387](#)
XrVulkanDeviceCreateFlagsKHR (type), [387](#)
XrVulkanDeviceCreateInfoKHR (type), [385](#)
XrVulkanGraphicsDeviceGetInfoKHR (type), [383](#)
XrVulkanInstanceCreateFlagBitsKHR (type), [382](#)
XrVulkanInstanceCreateFlagsKHR (type), [382](#)
XrVulkanInstanceCreateInfoKHR (type), [380](#)
XrVulkanSwapchainFormatListCreateInfoKHR
(type), [394](#)

W

xrWaitFrame (function), [210](#)
xrWaitSwapchainImage (function), [201](#)